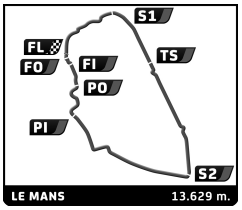

FIA WEC

84º Edition des 24 Heures du Mans

Qualifying Practice 1

Provisional Classification

	Nr.	Team	Drivers	Car	Cl		Ty	Time	Lap	Total	Gap		Kph
1	2	Porsche Team	R. DUMAS / N. JANI / M. LIEB	Porsche 919 Hybrid	LMP1	H	M	3:19.733	3	27	-	-	245.6
2	1	Porsche Team	T. BERNHARD / M. WEBBER / B. HARTLEY	Porsche 919 Hybrid	LMP1	H	M	3:20.203	8	25	+0.470	+0.470	245.1
3	6	Toyota Gazoo Racing	S. SARRAZIN / M. CONWAY / K. KOBAYASHI	Toyota TS050 - Hybrid	LMP1	H	M	3:20.737	2	30	+1.004	+0.534	244.4
4	5	Toyota Gazoo Racing	A. DAVIDSON / S. BUEMI / K. NAKAJIMA	Toyota TS050 - Hybrid	LMP1	H	M	3:21.903	4	27	+2.170	+1.166	243.0
5	8	Audi Sport Team Joest	L. DI GRASSI / L. DUVAL / O. JARVIS	Audi R18	LMP1	H	M	3:22.466	19	20	+2.733	+0.563	242.3
6	7	Audi Sport Team Joest	M. FÄSSLER / A. LOTTERER / B. TRÉLUYER	Audi R18	LMP1	H	M	3:22.780	8	26	+3.047	+0.314	242.0
7	13	Rebellion Racing	M. TUSCHER / A. IMPERATORI / D. KRAIHAMER	Rebellion R-One - AER	LMP1		D	3:26.586	10	27	+6.853	+3.806	237.5
8	12	Rebellion Racing	N. PROST / N. HEIDFELD / N. PIQUET JR	Rebellion R-One - AER	LMP1		D	3:27.348	5	26	+7.615	+0.762	236.6
9	26	G-Drive Racing	R. RUSINOV / W. STEVENS / R. RAST	Oreca 05 - Nissan	LMP2		D	3:36.605	22	25	+16.872	+9.257	226.5
10	35	Baxi DC Racing Alpine	D. CHENG / H. TUNG / N. PANCIATICI	Alpine A460 - Nissan	LMP2		D	3:37.175	7	23	+17.442	+0.570	225.9
11	36	Signatech Alpine	G. MENEZES / N. LAPIERRE / S. RICHELMI	Alpine A460 - Nissan	LMP2		D	3:37.225	22	25	+17.492	+0.050	225.9
12	44	Manor	T. GRAVES / M. RAO / R. MERHI	Oreca 05 - Nissan	LMP2		D	3:38.037	23	24	+18.304	+0.812	225.0
13	49	Michael Shank Racing	J. PEW / O. NEGRI JR / L. VANTHOOR	Ligier JS P2 - Honda	LMP2		D	3:38.837	22	22	+19.104	+0.800	224.2
14	31	Extreme Speed Motorsports	R. DALZIEL / L. DERANI / C. CUMMING	Ligier JS P2 - Nissan	LMP2		D	3:39.366	22	23	+19.633	+0.529	223.7
15	46	Thiriet By Tds Racing	P. THIRIET / M. BECHE / R. HIRAKAWA	Oreca 05 - Nissan	LMP2		D	3:39.375	7	26	+19.642	+0.009	223.7
16	42	Strakka Racing	N. LEVENTIS / D. WATTS / J. KANE	Gibson 015S - Nissan	LMP2		D	3:39.394	4	19	+19.661	+0.019	223.6
17	47	KCMG	T. MATSUDA / M. HOWSON / R. BRADLEY	Oreca 05 - Nissan	LMP2		D	3:39.436	2	25	+19.703	+0.042	223.6
18	23	Panis Barthez Competition	F. BARTHEZ / P. CHATIN / T. BURET	Ligier JS P2 - Nissan	LMP2		M	3:39.470	19	23	+19.737	+0.034	223.6
19	33	Eurasia Motorsport	J. PU / T. GOMMENDY / N. DE BRUIJN	Oreca 05 - Nissan	LMP2		D	3:40.631	10	16	+20.898	+1.161	222.4
20	38	G-Drive Racing	S. DOLAN / J. DENNIS / G. VAN DER GARDE	Gibson 015S - Nissan	LMP2		D	3:40.685	6	19	+20.952	+0.054	222.3
21	43	RGR Sport by Morand	R. GONZALEZ / B. SENNA / F. ALBUQUERQUE	Ligier JS P2 - Nissan	LMP2		D	3:40.899	3	20	+21.166	+0.214	222.1
22	27	SMP Racing	N. MINASSIAN / M. MEDIANI / M. ALESHIN	BR01 - Nissan	LMP2		D	3:41.132	13	24	+21.399	+0.233	221.9
23	30	Extreme Speed Motorsports	S. SHARP / E. BROWN / J. VAN OVERBEEK	Ligier JS P2 - Nissan	LMP2		D	3:41.406	21	24	+21.673	+0.274	221.6
24	28	Pegasus Racing	I. TAITTINGER / R. STRIEBIG / L. ROUSSEL	Morgan - Nissan	LMP2		M	3:42.049	3	20	+22.316	+0.643	221.0
25	37	SMP Racing	V. PETROV / V. SHAYTAR / K. LADYGIN	BR01 - Nissan	LMP2		D	3:42.147	9	20	+22.414	+0.098	220.9
26	48	Murphy Prototypes	B. KEATING / J. BLEEKEMOLEN / M. GOOSSENS	Oreca 03R - Nissan	LMP2		D	3:43.508	3	22	+23.775	+1.361	219.5
27	34	Race Performance	N. LEUTWILER / S. NAKANO / J. WINSLOW	Oreca 03R - Judd	LMP2		D	3:43.590	6	23	+23.857	+0.082	219.4
28	41	Greaves Motorsport	M. ROJAS / J. CANAL / N. BERTHON	Ligier JS P2 - Nissan	LMP2		D	3:43.915	16	22	+24.182	+0.325	219.1
29	25	Algarve Pro Racing	M. MUNEMANN / C. HOY / A. PIZZITOLA	Ligier JS P2 - Nissan	LMP2		D	3:44.185	5	21	+24.452	+0.270	218.9
30	84	SRT41 By OAK Racing	F. SAUSSET / C. TINSEAU / J. BOUVET	Morgan LMP2 - Nissan	CDNT		M	3:45.178	17	18	+25.445	+0.993	217.9
31	40	Krohn Racing	T. KROHN / N. JÖNSSON / J. BARBOSA	Ligier JS P2 - Nissan	LMP2		M	3:45.213	22	23	+25.480	+0.035	217.9
32	22	SO24 ! By Lombard Racing	V. CAPILLAIRE / E. MARIS / J. COLEMAN	Ligier JS P2 - Judd	LMP2		D	3:48.585	4	5	+28.852	+3.372	214.6
33	68	Ford Chip Ganassi Team USA	J. HAND / D. MÜLLER / S. BOURDAIS	Ford GT	LMGTE Pro		M	3:51.185	22	22	+31.452	+2.600	212.2
34	69	Ford Chip Ganassi Team USA	R. BRISCOE / R. WESTBROOK / S. DIXON	Ford GT	LMGTE Pro		M	3:51.497	16	21	+31.764	+0.312	211.9
35	51	AF Corse	G. BRUNI / J. CALADO / A. PIER GUIDI	Ferrari 488 GTE	LMGTE Pro		M	3:51.568	5	24	+31.835	+0.071	211.9
36	67	Ford Chip Ganassi Team UK	M. FRANCHITTI / A. PRIAULX / H. TINCKNELL	Ford GT	LMGTE Pro		M	3:51.590	4	24	+31.857	+0.022	211.9
37	66	Ford Chip Ganassi Team UK	O. PLA / S. MÜCKE / B. JOHNSON	Ford GT	LMGTE Pro		M	3:52.038	2	22	+32.305	+0.448	211.4
38	71	AF Corse	D. RIGON / S. BIRD / A. BERTOLINI	Ferrari 488 GTE	LMGTE Pro		M	3:52.508	4	26	+32.775	+0.470	211.0
39	82	Risi Competizione	G. FISICHELLA / T. VILANDER / M. MALUCELLI	Ferrari 488 GTE	LMGTE Pro		M	3:53.176	6	7	+33.443	+0.668	210.4
40	92	Porsche Motorsport	F. MAKOWIECKI / E. BAMBER / J. BERGMEISTER	Porsche 911 RSR (2016)	LMGTE Pro		M	3:54.918	21	23	+35.185	+1.742	208.9
41	95	Aston Martin Racing	N. THIIM / M. SØRENSEN / D. TURNER	Aston Martin Vantage	LMGTE Pro		D	3:55.261	18	20	+35.528	+0.343	208.6
42	91	Porsche Motorsport	P. PILET / K. ESTRE / N. TANDY	Porsche 911 RSR (2016)	LMGTE Pro		M	3:55.332	5	23	+35.599	+0.071	208.5
43	97	Aston Martin Racing	R. STANAWAY / F. REES / J. ADAM	Aston Martin Vantage	LMGTE Pro		D	3:55.380	2	25	+35.647	+0.048	208.4
44	77	Dempsey - Proton Racing	R. LIETZ / M. CHRISTENSEN / P. ENG	Porsche 911 RSR (2016)	LMGTE Pro		M	3:55.426	3	24	+35.693	+0.046	208.4
45	64	Corvette Racing - GM	O. GAVIN / T. MILNER / J. TAYLOR	Chevrolet Corvette C7.R	LMGTE Pro		M	3:55.848	5	24	+36.115	+0.422	208.0
46	61	Clearwater Racing	W. MOK / K. SAWA / R. BELL	Ferrari 458 Italia	LMGTE Am		M	3:56.827	11	23	+37.094	+0.979	207.2
47	98	Aston Martin Racing	P. DALLA LANA / P. LAMY / M. LAUDA	Aston Martin V8 Vantage	LMGTE Am		D	3:57.198	18	23	+37.465	+0.371	206.8
48	55	AF Corse	D. CAMERON / M. GRIFFIN / A. SCOTT	Ferrari 458 Italia	LMGTE Am		M	3:57.596	6	24	+37.863	+0.398	206.5
49	83	AF Corse	F. PERRODO / E. COLLARD / R. AGUAS	Ferrari F458 Italia	LMGTE Am		M	3:57.742	5	24	+38.009	+0.146	206.4
50	63	Corvette Racing - GM	J. MAGNUSSEN / A. GARCIA / R. TAYLOR	Chevrolet Corvette C7.R	LMGTE Pro		M	3:57.967	3	21	+38.234	+0.225	206.2
51	50	Larbre Competition	Y. YAMAGISHI / P. RAGUES / J. BELLOC	Chevrolet Corvette C7-Z06	LMGTE Am		M	3:58.018	6	18	+38.285	+0.051	206.1
52	60	Formula Racing	J. LAURSEN / M. MAC / C. NIELSEN	Ferrari 458 Italia	LMGTE Am		M	3:58.760	20	24	+39.027	+0.742	205.5
53	78	KCMG	C. RIED / W. HENZLER / J. CAMATHIAS	Porsche 911 RSR	LMGTE Am		M	3:59.245	3	21	+39.512	+0.485	205.1
54	88	Abu Dhabi-Proton Racing	K. AL QUBAISI / D. HEINEMEIER HANSS / P. LONG	Porsche 911 RSR	LMGTE Am		M	3:59.861	3	26	+40.128	+0.616	204.6
55	62	Scuderia Corsa	W. SWEEDLER / T. BELL / J. SEGAL	Ferrari 458 Italia	LMGTE Am		M	4:00.008	2	18	+40.275	+0.147	204.4
56	86	Gulf Racing	M. WAINWRIGHT / A. CARROLL / B. BARKER	Porsche 911 RSR	LMGTE Am		M	4:01.046	20	22	+41.313	+1.038	203.5
57	89	Proton Competition	C. MACNEIL / L. KEEN / M. MILLER	Porsche 911 RSR	LMGTE Am		M	4:01.215	19	22	+41.482	+0.169	203.4
58	57	Team AAI	J. O'CONNEL / O. BRYANT / M. PATTERSON	Chevrolet Corvette C7-Z06	LMGTE Am		M	4:02.326	4	21	+42.593	+1.111	202.5
59	99	Aston Martin Racing	A. HOWARD / L. GRIFFIN / G. HIRSCH	Aston Martin V8 Vantage	LMGTE Am		D	4:03.148	21	21	+43.415	+0.822	201.8

Not classified:

	4	Bykolles Racing Team	S. TRUMMER / O. WEBB / P. KAFFER	CLM P1/01 - AER	LMP1	D

Fastest Lap	Lap 3	Neel JANI	3:19.733	245.6 Kph

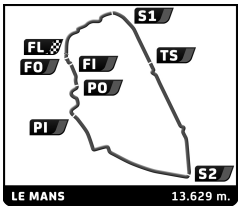

FIA WEC

84º Edition des 24 Heures du Mans

Qualifying Practice 1

Provisional Classification

Nr.	Team	Drivers	Car	Cl	Ty	Time	Lap	Total	Gap	Kph

Published at: .....

Track Temp: **18,89 ºC** Air Temp: **15,00 ºC** Track Status: **WET**

Race Director:	Timekeeper:

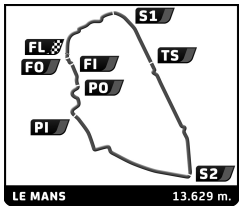

FIA WEC

84º Edition des 24 Heures du Mans

Qualifying Practice 1

Provisional Classification by Class

	Nr.	Team	Drivers	Car		Ty	Time	Lap	Total	Gap		Kph
LMP1												
1	2	Porsche Team	R. DUMAS / N. JANI / M. LIEB	Porsche 919 Hybrid	H	M	3:19.733	3	27			245.6
2	1	Porsche Team	T. BERNHARD / M. WEBBER / B. HARTLEY	Porsche 919 Hybrid	H	M	3:20.203	8	25	+0.470	+0.470	245.1
3	6	Toyota Gazoo Racing	S. SARRAZIN / M. CONWAY / K. KOBAYASHI	Toyota TS050 - Hybrid	H	M	3:20.737	2	30	+1.004	+0.534	244.4
4	5	Toyota Gazoo Racing	A. DAVIDSON / S. BUEMI / K. NAKAJIMA	Toyota TS050 - Hybrid	H	M	3:21.903	4	27	+2.170	+1.166	243.0
5	8	Audi Sport Team Joest	L. DI GRASSI / L. DUVAL / O. JARVIS	Audi R18	H	M	3:22.466	19	20	+2.733	+0.563	242.3
6	7	Audi Sport Team Joest	M. FÄSSLER / A. LOTTERER / B. TRÉLUYER	Audi R18	H	M	3:22.780	8	26	+3.047	+0.314	242.0
7	13	Rebellion Racing	M. TUSCHER / A. IMPERATORI / D. KRAIHAMER	Rebellion R-One - AER		D	3:26.586	10	27	+6.853	+3.806	237.5
8	12	Rebellion Racing	N. PROST / N. HEIDFELD / N. PIQUET JR	Rebellion R-One - AER		D	3:27.348	5	26	+7.615	+0.762	236.6
	Not classified:											
	4	Bykolles Racing Team	S. TRUMMER / O. WEBB / P. KAFFER	CLM P1/01 - AER		D						
LMP2												
1	26	G-Drive Racing	R. RUSINOV / W. STEVENS / R. RAST	Oreca 05 - Nissan		D	3:36.605	22	25			226.5
2	35	Baxi DC Racing Alpine	D. CHENG / H. TUNG / N. PANCIATICI	Alpine A460 - Nissan		D	3:37.175	7	23	+0.570	+0.570	225.9
3	36	Signatech Alpine	G. MENEZES / N. LAPIERRE / S. RICHELMI	Alpine A460 - Nissan		D	3:37.225	22	25	+0.620	+0.050	225.9
4	44	Manor	T. GRAVES / M. RAO / R. MERHI	Oreca 05 - Nissan		D	3:38.037	23	24	+1.432	+0.812	225.0
5	49	Michael Shank Racing	J. PEW / O. NEGRI JR / L. VANTHOOR	Ligier JS P2 - Honda		D	3:38.837	22	22	+2.232	+0.800	224.2
6	31	Extreme Speed Motorsports	R. DALZIEL / L. DERANI / C. CUMMING	Ligier JS P2 - Nissan		D	3:39.366	22	23	+2.761	+0.529	223.7
7	46	Thiriet By Tds Racing	P. THIRIET / M. BECHE / R. HIRAKAWA	Oreca 05 - Nissan		D	3:39.375	7	26	+2.770	+0.009	223.7
8	42	Strakka Racing	N. LEVENTIS / D. WATTS / J. KANE	Gibson 015S - Nissan		D	3:39.394	4	19	+2.789	+0.019	223.6
9	47	KCMG	T. MATSUDA / M. HOWSON / R. BRADLEY	Oreca 05 - Nissan		D	3:39.436	2	25	+2.831	+0.042	223.6
10	23	Panis Barthez Competition	F. BARTHEZ / P. CHATIN / T. BURET	Ligier JS P2 - Nissan		M	3:39.470	19	23	+2.865	+0.034	223.6
11	33	Eurasia Motorsport	J. PU / T. GOMMENDY / N. DE BRUIJN	Oreca 05 - Nissan		D	3:40.631	10	16	+4.026	+1.161	222.4
12	38	G-Drive Racing	S. DOLAN / J. DENNIS / G. VAN DER GARDE	Gibson 015S - Nissan		D	3:40.685	6	19	+4.080	+0.054	222.3
13	43	RGR Sport by Morand	R. GONZALEZ / B. SENNA / F. ALBUQUERQUE	Ligier JS P2 - Nissan		D	3:40.899	3	20	+4.294	+0.214	222.1
14	27	SMP Racing	N. MINASSIAN / M. MEDIANI / M. ALESHIN	BR01 - Nissan		D	3:41.132	13	24	+4.527	+0.233	221.9
15	30	Extreme Speed Motorsports	S. SHARP / E. BROWN / J. VAN OVERBEEK	Ligier JS P2 - Nissan		D	3:41.406	21	24	+4.801	+0.274	221.6
16	28	Pegasus Racing	I. TAITTINGER / R. STRIEBIG / L. ROUSSEL	Morgan - Nissan		M	3:42.049	3	20	+5.444	+0.643	221.0
17	37	SMP Racing	V. PETROV / V. SHAYTAR / K. LADYGIN	BR01 - Nissan		D	3:42.147	9	20	+5.542	+0.098	220.9
18	48	Murphy Prototypes	B. KEATING / J. BLEEKEMOLEN / M. GOOSSENS	Oreca 03R - Nissan		D	3:43.508	3	22	+6.903	+1.361	219.5
19	34	Race Performance	N. LEUTWILER / S. NAKANO / J. WINSLOW	Oreca 03R - Judd		D	3:43.590	6	23	+6.985	+0.082	219.4
20	41	Greaves Motorsport	M. ROJAS / J. CANAL / N. BERTHON	Ligier JS P2 - Nissan		D	3:43.915	16	22	+7.310	+0.325	219.1
21	25	Algarve Pro Racing	M. MUNEMANN / C. HOY / A. PIZZITOLA	Ligier JS P2 - Nissan		D	3:44.185	5	21	+7.580	+0.270	218.9
22	40	Krohn Racing	T. KROHN / N. JÖNSSON / J. BARBOSA	Ligier JS P2 - Nissan		M	3:45.213	22	23	+8.608	+1.028	217.9
23	22	SO24 ! By Lombard Racing	V. CAPILLAIRE / E. MARIS / J. COLEMAN	Ligier JS P2 - Judd		D	3:48.585	4	5	+11.980	+3.372	214.6
LMGTE Pro												
1	68	Ford Chip Ganassi Team USA	J. HAND / D. MÜLLER / S. BOURDAIS	Ford GT		M	3:51.185	22	22			212.2
2	69	Ford Chip Ganassi Team USA	R. BRISCOE / R. WESTBROOK / S. DIXON	Ford GT		M	3:51.497	16	21	+0.312	+0.312	211.9
3	51	AF Corse	G. BRUNI / J. CALADO / A. PIER GUIDI	Ferrari 488 GTE		M	3:51.568	5	24	+0.383	+0.071	211.9
4	67	Ford Chip Ganassi Team UK	M. FRANCHITTI / A. PRIAULX / H. TINCKNELL	Ford GT		M	3:51.590	4	24	+0.405	+0.022	211.9
5	66	Ford Chip Ganassi Team UK	O. PLA / S. MÜCKE / B. JOHNSON	Ford GT		M	3:52.038	2	22	+0.853	+0.448	211.4
6	71	AF Corse	D. RIGON / S. BIRD / A. BERTOLINI	Ferrari 488 GTE		M	3:52.508	4	26	+1.323	+0.470	211.0
7	82	Risi Competizione	G. FISICHELLA / T. VILANDER / M. MALUCELLI	Ferrari 488 GTE		M	3:53.176	6	7	+1.991	+0.668	210.4
8	92	Porsche Motorsport	F. MAKOWIECKI / E. BAMBER / J. BERGMEISTER	Porsche 911 RSR (2016)		M	3:54.918	21	23	+3.733	+1.742	208.9
9	95	Aston Martin Racing	N. THIIM / M. SØRENSEN / D. TURNER	Aston Martin Vantage		D	3:55.261	18	20	+4.076	+0.343	208.6
10	91	Porsche Motorsport	P. PILET / K. ESTRE / N. TANDY	Porsche 911 RSR (2016)		M	3:55.332	5	23	+4.147	+0.071	208.5
11	97	Aston Martin Racing	R. STANAWAY / F. REES / J. ADAM	Aston Martin Vantage		D	3:55.380	2	25	+4.195	+0.048	208.4
12	77	Dempsey - Proton Racing	R. LIETZ / M. CHRISTENSEN / P. ENG	Porsche 911 RSR (2016)		M	3:55.426	3	24	+4.241	+0.046	208.4
13	64	Corvette Racing - GM	O. GAVIN / T. MILNER / J. TAYLOR	Chevrolet Corvette C7.R		M	3:55.848	5	24	+4.663	+0.422	208.0
14	63	Corvette Racing - GM	J. MAGNUSSEN / A. GARCIA / R. TAYLOR	Chevrolet Corvette C7.R		M	3:57.967	3	21	+6.782	+2.119	206.2
LMGTE Am												
1	61	Clearwater Racing	W. MOK / K. SAWA / R. BELL	Ferrari 458 Italia		M	3:56.827	11	23			207.2
2	98	Aston Martin Racing	P. DALLA LANA / P. LAMY / M. LAUDA	Aston Martin V8 Vantage		D	3:57.198	18	23	+0.371	+0.371	206.8
3	55	AF Corse	D. CAMERON / M. GRIFFIN / A. SCOTT	Ferrari 458 Italia		M	3:57.596	6	24	+0.769	+0.398	206.5
4	83	AF Corse	F. PERRODO / E. COLLARD / R. AGUAS	Ferrari F458 Italia		M	3:57.742	5	24	+0.915	+0.146	206.4
5	50	Larbre Competition	Y. YAMAGISHI / P. RAGUES / J. BELLOC	Chevrolet Corvette C7-Z06		M	3:58.018	6	18	+1.191	+0.276	206.1
6	60	Formula Racing	J. LAURSEN / M. MAC / C. NIELSEN	Ferrari 458 Italia		M	3:58.760	20	24	+1.933	+0.742	205.5
7	78	KCMG	C. RIED / W. HENZLER / J. CAMATHIAS	Porsche 911 RSR		M	3:59.245	3	21	+2.418	+0.485	205.1
8	88	Abu Dhabi-Proton Racing	K. AL QUBAISI / D. HEINEMEIER HANSS / P. LONG	Porsche 911 RSR		M	3:59.861	3	26	+3.034	+0.616	204.6
9	62	Scuderia Corsa	W. SWEEDLER / T. BELL / J. SEGAL	Ferrari 458 Italia		M	4:00.008	2	18	+3.181	+0.147	204.4
10	86	Gulf Racing	M. WAINWRIGHT / A. CARROLL / B. BARKER	Porsche 911 RSR		M	4:01.046	20	22	+4.219	+1.038	203.5
11	89	Proton Competition	C. MACNEIL / L. KEEN / M. MILLER	Porsche 911 RSR		M	4:01.215	19	22	+4.388	+0.169	203.4
12	57	Team AAI	J. O'CONNEL / O. BRYANT / M. PATTERSON	Chevrolet Corvette C7-Z06		M	4:02.326	4	21	+5.499	+1.111	202.5
13	99	Aston Martin Racing	A. HOWARD / L. GRIFFIN / G. HIRSCH	Aston Martin V8 Vantage		D	4:03.148	21	21	+6.321	+0.822	201.8
CDNT												
1	84	SRT41 By OAK Racing	F. SAUSSET / C. TINSEAU / J. BOUVET	Morgan LMP2 - Nissan		M	3:45.178	17	18			217.9

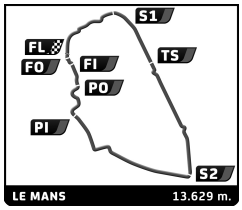

FIA WEC

84º Edition des 24 Heures du Mans

Qualifying Practice 1

Provisional Classification by Class

Nr.	Team	Drivers	Car	Ty	Time	Lap	Total	Gap	Kph

Published at: .....

Track Temp: **18,89 ºC** Air Temp: **15,00 ºC** Track Status: **WET**

Race Director:	Timekeeper:

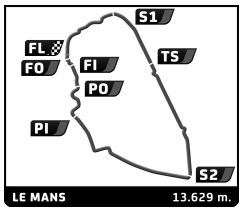

FIA WEC

84º Edition des 24 Heures du Mans

After Qualifying Practice 1

Provisional Classification by Fastest Lap

	Nr	Team	Car	Class	Driver	Time	Laps	Gap	Kph	Session
1	2	Porsche Team	Porsche 919 Hybrid	LMP1 H	Neel JANI	3:19.733	24		245.6	Qualifying Practice 1
2	1	Porsche Team	Porsche 919 Hybrid	LMP1 H	Timo BERNHARD	3:20.203	22	0.470	245.1	Qualifying Practice 1
3	6	Toyota Gazoo Racing	Toyota TS050 - Hybrid	LMP1 H	Stéphane SARRAZIN	3:20.737	21	1.004	244.4	Qualifying Practice 1
4	5	Toyota Gazoo Racing	Toyota TS050 - Hybrid	LMP1 H	Anthony DAVIDSON	3:21.903	19	2.170	243.0	Qualifying Practice 1
5	8	Audi Sport Team Joest	Audi R18	LMP1 H	Lucas DI GRASSI	3:22.466	21	2.733	242.3	Qualifying Practice 1
6	7	Audi Sport Team Joest	Audi R18	LMP1 H	André LOTTERER	3:22.780	30	3.047	242.0	Qualifying Practice 1
7	13	Rebellion Racing	Rebellion R-One - AER	LMP1	Dominik KRAIHAMER	3:26.586	21	6.853	237.5	Qualifying Practice 1
8	12	Rebellion Racing	Rebellion R-One - AER	LMP1	Nelson PIQUET JR	3:27.348	25	7.615	236.6	Qualifying Practice 1
9	4	Bykolles Racing Team	CLM P1/01 - AER	LMP1	Oliver WEBB	3:33.232	9	13.499	230.1	Free Practice
10	26	G-Drive Racing	Oreca 05 - Nissan	LMP2	René RAST	3:36.605	20	16.872	226.5	Qualifying Practice 1
11	35	Baxi DC Racing Alpine	Alpine A460 - Nissan	LMP2	Nelson PANCIATICI	3:37.175	17	17.442	225.9	Qualifying Practice 1
12	36	Signatech Alpine	Alpine A460 - Nissan	LMP2	Nicolas LAPIERRE	3:37.225	20	17.492	225.9	Qualifying Practice 1
13	44	Manor	Oreca 05 - Nissan	LMP2	Roberto MERHI	3:38.037	20	18.304	225.0	Qualifying Practice 1
14	49	Michael Shank Racing	Ligier JS P2 - Honda	LMP2	Laurens VANTHOOR	3:38.837	20	19.104	224.2	Qualifying Practice 1
15	47	KCMG	Oreca 05 - Nissan	LMP2	Richard BRADLEY	3:39.133	25	19.400	223.9	Free Practice
16	31	Extreme Speed Motorsports	Ligier JS P2 - Nissan	LMP2	Luis Felipe DERANI	3:39.366	16	19.633	223.7	Qualifying Practice 1
17	46	Thiriet By Tds Racing	Oreca 05 - Nissan	LMP2	Mathias BECHE	3:39.375	36	19.642	223.7	Qualifying Practice 1
18	42	Strakka Racing	Gibson 015S - Nissan	LMP2	Jonny KANE	3:39.394	27	19.661	223.6	Qualifying Practice 1
19	23	Panis Barthez Competition	Ligier JS P2 - Nissan	LMP2	Paul Loup CHATIN	3:39.470	23	19.737	223.6	Qualifying Practice 1
20	33	Eurasia Motorsport	Oreca 05 - Nissan	LMP2	Tristan GOMMENDY	3:40.321	16	20.588	222.7	Free Practice
21	38	G-Drive Racing	Gibson 015S - Nissan	LMP2	Jake DENNIS	3:40.685	15	20.952	222.3	Qualifying Practice 1
22	43	RGR Sport by Morand	Ligier JS P2 - Nissan	LMP2	Filipe ALBUQUERQUE	3:40.899	12	21.166	222.1	Qualifying Practice 1
23	27	SMP Racing	BR01 - Nissan	LMP2	Mikhail ALESHIN	3:41.132	30	21.399	221.9	Qualifying Practice 1
24	30	Extreme Speed Motorsports	Ligier JS P2 - Nissan	LMP2	Johannes VAN OVERBEEK	3:41.327	28	21.594	221.7	Free Practice
25	28	Pegasus Racing	Morgan - Nissan	LMP2	Léo ROUSSEL	3:42.049	19	22.316	221.0	Qualifying Practice 1
26	37	SMP Racing	BR01 - Nissan	LMP2	Vitaly PETROV	3:42.147	19	22.414	220.9	Qualifying Practice 1
27	48	Murphy Prototypes	Oreca 03R - Nissan	LMP2	Jeroen BLEEKEMOLEN	3:43.508	25	23.775	219.5	Qualifying Practice 1
28	34	Race Performance	Oreca 03R - Judd	LMP2	Shinji NAKANO	3:43.590	21	23.857	219.4	Qualifying Practice 1
29	41	Greaves Motorsport	Ligier JS P2 - Nissan	LMP2	Julien CANAL	3:43.915	21	24.182	219.1	Qualifying Practice 1
30	25	Algarve Pro Racing	Ligier JS P2 - Nissan	LMP2	Andrea PIZZITOLA	3:44.185	19	24.452	218.9	Qualifying Practice 1
31	84	SRT41 By OAK Racing	Morgan LMP2 - Nissan	CDNT	Christophe TINSEAU	3:45.178	12	25.445	217.9	Qualifying Practice 1
32	40	Krohn Racing	Ligier JS P2 - Nissan	LMP2	Niclas JÖNSSON	3:45.213	17	25.480	217.9	Qualifying Practice 1
33	22	SO24 ! By Lombard Racing	Ligier JS P2 - Judd	LMP2	Jonathan COLEMAN	3:48.585	19	28.852	214.6	Qualifying Practice 1
34	68	Ford Chip Ganassi Team USA	Ford GT	LMGTE Pro	Dirk MÜLLER	3:51.185	14	31.452	212.2	Qualifying Practice 1
35	69	Ford Chip Ganassi Team USA	Ford GT	LMGTE Pro	Ryan BRISCOE	3:51.497	25	31.764	211.9	Qualifying Practice 1
36	51	AF Corse	Ferrari 488 GTE	LMGTE Pro	Gianmaria BRUNI	3:51.568	22	31.835	211.9	Qualifying Practice 1
37	67	Ford Chip Ganassi Team UK	Ford GT	LMGTE Pro	Harry TINCKNELL	3:51.590	25	31.857	211.9	Qualifying Practice 1
38	66	Ford Chip Ganassi Team UK	Ford GT	LMGTE Pro	Olivier PLA	3:52.038	24	32.305	211.4	Qualifying Practice 1
39	71	AF Corse	Ferrari 488 GTE	LMGTE Pro	Sam BIRD	3:52.508	22	32.775	211.0	Qualifying Practice 1
40	82	Risi Competizione	Ferrari 488 GTE	LMGTE Pro	Giancarlo FISICHELLA	3:53.176	14	33.443	210.4	Qualifying Practice 1
41	92	Porsche Motorsport	Porsche 911 RSR (2016)	LMGTE Pro	Frédéric MAKOWIECKI	3:54.918	17	35.185	208.9	Qualifying Practice 1
42	95	Aston Martin Racing	Aston Martin Vantage	LMGTE Pro	Marco SØRENSEN	3:55.261	23	35.528	208.6	Qualifying Practice 1
43	91	Porsche Motorsport	Porsche 911 RSR (2016)	LMGTE Pro	Nick TANDY	3:55.332	15	35.599	208.5	Qualifying Practice 1
44	97	Aston Martin Racing	Aston Martin Vantage	LMGTE Pro	RICHIE STANAWAY	3:55.380	16	35.647	208.4	Qualifying Practice 1
45	77	Dempsey - Proton Racing	Porsche 911 RSR (2016)	LMGTE Pro	Michael CHRISTENSEN	3:55.426	17	35.693	208.4	Qualifying Practice 1
46	64	Corvette Racing - GM	Chevrolet Corvette C7.R	LMGTE Pro	Oliver GAVIN	3:55.848	12	36.115	208.0	Qualifying Practice 1
47	63	Corvette Racing - GM	Chevrolet Corvette C7.R	LMGTE Pro	Antonio GARCIA	3:56.490	22	36.757	207.5	Free Practice
48	61	Clearwater Racing	Ferrari 458 Italia	LMGTE Am	Robert BELL	3:56.827	23	37.094	207.2	Qualifying Practice 1
49	98	Aston Martin Racing	Aston Martin V8 Vantage	LMGTE Am	Pedro LAMY	3:57.198	29	37.465	206.8	Qualifying Practice 1
50	55	AF Corse	Ferrari 458 Italia	LMGTE Am	Matt GRIFFIN	3:57.596	24	37.863	206.5	Qualifying Practice 1
51	83	AF Corse	Ferrari F458 Italia	LMGTE Am	Emmanuel COLLARD	3:57.742	21	38.009	206.4	Qualifying Practice 1
52	50	Larbre Competition	Chevrolet Corvette C7-Z06	LMGTE Am	Pierre RAGUES	3:58.018	15	38.285	206.1	Qualifying Practice 1
53	60	Formula Racing	Ferrari 458 Italia	LMGTE Am	Mikkel MAC	3:58.760	18	39.027	205.5	Qualifying Practice 1
54	62	Scuderia Corsa	Ferrari 458 Italia	LMGTE Am	Townsend BELL	3:59.103	15	39.370	205.2	Free Practice
55	78	KCMG	Porsche 911 RSR	LMGTE Am	Wolf HENZLER	3:59.245	24	39.512	205.1	Qualifying Practice 1
56	88	Abu Dhabi-Proton Racing	Porsche 911 RSR	LMGTE Am	Patrick LONG	3:59.592	13	39.859	204.8	Free Practice
57	86	Gulf Racing	Porsche 911 RSR	LMGTE Am	Adam CARROLL	4:01.046	18	41.313	203.5	Qualifying Practice 1
58	89	Proton Competition	Porsche 911 RSR	LMGTE Am	Lehman KEEN	4:01.215	24	41.482	203.4	Qualifying Practice 1

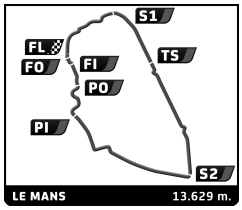

FIA WEC

84º Edition des 24 Heures du Mans

After Qualifying Practice 1

Provisional Classification by Fastest Lap

	Nr	Team	Car	Class	Driver	Time	Laps	Gap	Kph	Session
59	57	Team AAI	Chevrolet Corvette C7-Z06	LMGTE Am	Johnny O'CONNEL	4:02.326	16	42.593	202.5	Qualifying Practice 1
60	99	Aston Martin Racing	Aston Martin V8 Vantage	LMGTE Am	Gary HIRSCH	4:03.148	19	43.415	201.8	Qualifying Practice 1

Published at: .....

Race Director:	Timekeeper:

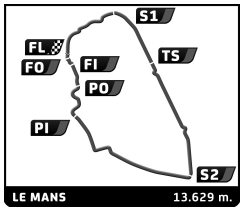

FIA WEC

84º Edition des 24 Heures du Mans

Qualifying Practice 1

Provisional Classification by Driver Fastest Lap

	Nr	Team	Car	Class		Driver	Time	Lap	Total	Gap		Kph
1	2	Porsche Team	Porsche 919 Hybrid	LMP1	H	Neel JANI	3:19.733	3	8			245.6
2	1	Porsche Team	Porsche 919 Hybrid	LMP1	H	Timo BERNHARD	3:20.203	7	8	0.470	0.470	245.1
3	6	Toyota Gazoo Racing	Toyota TS050 - Hybrid	LMP1	H	Stéphane SARRAZIN	3:20.737	2	11	1.004	0.534	244.4
4	5	Toyota Gazoo Racing	Toyota TS050 - Hybrid	LMP1	H	Anthony DAVIDSON	3:21.903	4	9	2.170	1.166	243.0
5	1	Porsche Team	Porsche 919 Hybrid	LMP1	H	Mark WEBBER	3:22.358	7	10	2.625	0.455	242.5
6	8	Audi Sport Team Joest	Audi R18	LMP1	H	Lucas DI GRASSI	3:22.466	5	6	2.733	0.108	242.3
7	7	Audi Sport Team Joest	Audi R18	LMP1	H	André LOTTERER	3:22.780	3	5	3.047	0.314	242.0
8	2	Porsche Team	Porsche 919 Hybrid	LMP1	H	Marc LIEB	3:23.382	9	12	3.649	0.602	241.2
9	7	Audi Sport Team Joest	Audi R18	LMP1	H	Marcel FÄSSLER	3:23.415	4	12	3.682	0.033	241.2
10	6	Toyota Gazoo Racing	Toyota TS050 - Hybrid	LMP1	H	Mike CONWAY	3:24.846	4	9	5.113	1.431	239.5
11	5	Toyota Gazoo Racing	Toyota TS050 - Hybrid	LMP1	H	Kazuki NAKAJIMA	3:25.175	9	9	5.442	0.329	239.1
12	2	Porsche Team	Porsche 919 Hybrid	LMP1	H	Romain DUMAS	3:25.407	6	7	5.674	0.232	238.9
13	7	Audi Sport Team Joest	Audi R18	LMP1	H	Benoît TRÉLUYER	3:25.697	3	9	5.964	0.290	238.5
14	8	Audi Sport Team Joest	Audi R18	LMP1	H	Loïc DUVAL	3:26.247	7	8	6.514	0.550	237.9
15	13	Rebellion Racing	Rebellion R-One - AER	LMP1		Dominik KRAIHAMER	3:26.586	5	7	6.853	0.339	237.5
16	8	Audi Sport Team Joest	Audi R18	LMP1	H	Oliver JARVIS	3:26.750	5	6	7.017	0.164	237.3
17	5	Toyota Gazoo Racing	Toyota TS050 - Hybrid	LMP1	H	Sébastien BUEMI	3:27.219	7	9	7.486	0.469	236.8
18	12	Rebellion Racing	Rebellion R-One - AER	LMP1		Nelson PIQUET JR	3:27.348	5	6	7.615	0.129	236.6
19	6	Toyota Gazoo Racing	Toyota TS050 - Hybrid	LMP1	H	Kamui KOBAYASHI	3:27.401	9	10	7.668	0.053	236.6
20	12	Rebellion Racing	Rebellion R-One - AER	LMP1		Nick HEIDFELD	3:27.953	12	13	8.220	0.552	235.9
21	13	Rebellion Racing	Rebellion R-One - AER	LMP1		Mathéo TUSCHER	3:28.034	15	15	8.301	0.081	235.8
22	13	Rebellion Racing	Rebellion R-One - AER	LMP1		Alexandre IMPERATORI	3:29.825	2	5	10.092	1.791	233.8
23	1	Porsche Team	Porsche 919 Hybrid	LMP1	H	Brendon HARTLEY	3:30.388	5	7	10.655	0.563	233.2
24	26	G-Drive Racing	Oreca 05 - Nissan	LMP2		René RAST	3:36.605	10	13	16.872	6.217	226.5
25	35	Baxi DC Racing Alpine	Alpine A460 - Nissan	LMP2		Nelson PANCIATICI	3:37.175	2	8	17.442	0.570	225.9
26	36	Signatech Alpine	Alpine A460 - Nissan	LMP2		Nicolas LAPIERRE	3:37.225	9	12	17.492	0.050	225.9
27	44	Manor	Oreca 05 - Nissan	LMP2		Roberto MERHI	3:38.037	13	14	18.304	0.812	225.0
28	49	Michael Shank Racing	Ligier JS P2 - Honda	LMP2		Laurens VANTHOOR	3:38.837	10	10	19.104	0.800	224.2
29	31	Extreme Speed Motorsports	Ligier JS P2 - Nissan	LMP2		Luis Felipe DERANI	3:39.366	12	13	19.633	0.529	223.7
30	46	Thiriet By Tds Racing	Oreca 05 - Nissan	LMP2		Mathias BECHE	3:39.375	7	11	19.642	0.009	223.7
31	42	Strakka Racing	Gibson 015S - Nissan	LMP2		Jonny KANE	3:39.394	4	12	19.661	0.019	223.6
32	47	KCMG	Oreca 05 - Nissan	LMP2		Richard BRADLEY	3:39.436	2	15	19.703	0.042	223.6
33	23	Panis Barthez Competition	Ligier JS P2 - Nissan	LMP2		Paul Loup CHATIN	3:39.470	8	12	19.737	0.034	223.6
34	31	Extreme Speed Motorsports	Ligier JS P2 - Nissan	LMP2		Ryan DALZIEL	3:40.505	4	5	20.772	1.035	222.5
35	33	Eurasia Motorsport	Oreca 05 - Nissan	LMP2		Tristan GOMMENDY	3:40.631	5	6	20.898	0.126	222.4
36	38	G-Drive Racing	Gibson 015S - Nissan	LMP2		Jake DENNIS	3:40.685	6	9	20.952	0.054	222.3
37	43	RGR Sport by Morand	Ligier JS P2 - Nissan	LMP2		Filipe ALBUQUERQUE	3:40.899	3	7	21.166	0.214	222.1
38	27	SMP Racing	BR01 - Nissan	LMP2		Mikhail ALESHIN	3:41.132	13	14	21.399	0.233	221.9
39	30	Extreme Speed Motorsports	Ligier JS P2 - Nissan	LMP2		Johannes VAN OVERBEEK	3:41.406	7	10	21.673	0.274	221.6
40	28	Pegasus Racing	Morgan - Nissan	LMP2		Léo ROUSSEL	3:42.049	3	6	22.316	0.643	221.0
41	37	SMP Racing	BR01 - Nissan	LMP2		Vitaly PETROV	3:42.147	4	8	22.414	0.098	220.9
42	43	RGR Sport by Morand	Ligier JS P2 - Nissan	LMP2		Bruno SENNA	3:42.470	7	7	22.737	0.323	220.5
43	36	Signatech Alpine	Alpine A460 - Nissan	LMP2		Stéphane RICHELMI	3:42.549	4	8	22.816	0.079	220.5
44	35	Baxi DC Racing Alpine	Alpine A460 - Nissan	LMP2		Ho-Pin TUNG	3:42.598	4	5	22.865	0.049	220.4
45	27	SMP Racing	BR01 - Nissan	LMP2		Nicolas MINASSIAN	3:42.887	5	6	23.154	0.289	220.1
46	36	Signatech Alpine	Alpine A460 - Nissan	LMP2		Gustavo MENEZES	3:43.136	4	5	23.403	0.249	219.9
47	12	Rebellion Racing	Rebellion R-One - AER	LMP1		Nicolas PROST	3:43.327	4	7	23.594	0.191	219.7
48	48	Murphy Prototypes	Oreca 03R - Nissan	LMP2		Jeroen BLEEKEMOLEN	3:43.508	3	7	23.775	0.181	219.5
49	34	Race Performance	Oreca 03R - Judd	LMP2		Shinji NAKANO	3:43.590	6	7	23.857	0.082	219.4
50	46	Thiriet By Tds Racing	Oreca 05 - Nissan	LMP2		Pierre THIRIET	3:43.914	5	6	24.181	0.324	219.1
51	41	Greaves Motorsport	Ligier JS P2 - Nissan	LMP2		Julien CANAL	3:43.915	6	7	24.182	0.001	219.1
52	37	SMP Racing	BR01 - Nissan	LMP2		Kirill LADYGIN	3:44.158	5	7	24.425	0.243	218.9
53	25	Algarve Pro Racing	Ligier JS P2 - Nissan	LMP2		Andrea PIZZITOLA	3:44.185	5	11	24.452	0.027	218.9
54	46	Thiriet By Tds Racing	Oreca 05 - Nissan	LMP2		Ryo HIRAKAWA	3:44.400	7	9	24.667	0.215	218.6
55	26	G-Drive Racing	Oreca 05 - Nissan	LMP2		Roman RUSINOV	3:44.429	2	6	24.696	0.029	218.6
56	41	Greaves Motorsport	Ligier JS P2 - Nissan	LMP2		Memo ROJAS	3:44.625	3	5	24.892	0.196	218.4
57	44	Manor	Oreca 05 - Nissan	LMP2		Matthew RAO	3:44.675	4	5	24.942	0.050	218.4
58	27	SMP Racing	BR01 - Nissan	LMP2		Maurizio MEDIANI	3:44.798	3	4	25.065	0.123	218.3
59	84	SRT41 By OAK Racing	Morgan LMP2 - Nissan	CDNT		Christophe TINSEAU	3:45.178	6	7	25.445	0.380	217.9
60	40	Krohn Racing	Ligier JS P2 - Nissan	LMP2		Niclas JÖNSSON	3:45.213	10	11	25.480	0.035	217.9
61	41	Greaves Motorsport	Ligier JS P2 - Nissan	LMP2		Nathanaël BERTHON	3:45.461	10	10	25.728	0.248	217.6
62	37	SMP Racing	BR01 - Nissan	LMP2		Victor SHAYTAR	3:45.549	4	5	25.816	0.088	217.5
63	26	G-Drive Racing	Oreca 05 - Nissan	LMP2		Will STEVENS	3:45.897	3	6	26.164	0.348	217.2
64	33	Eurasia Motorsport	Oreca 05 - Nissan	LMP2		Nico Pieter DE BRUIJN	3:46.155	3	5	26.422	0.258	217.0
65	47	KCMG	Oreca 05 - Nissan	LMP2		Tsugio MATSUDA	3:46.958	9	10	27.225	0.803	216.2
66	48	Murphy Prototypes	Oreca 03R - Nissan	LMP2		Marc GOOSSENS	3:47.004	7	10	27.271	0.046	216.1
67	43	RGR Sport by Morand	Ligier JS P2 - Nissan	LMP2		Ricardo GONZALEZ	3:47.618	2	6	27.885	0.614	215.6
68	42	Strakka Racing	Gibson 015S - Nissan	LMP2		Danny WATTS	3:47.824	2	2	28.091	0.206	215.4

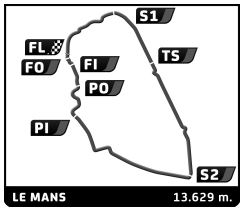

FIA WEC

84º Edition des 24 Heures du Mans

Qualifying Practice 1

Provisional Classification by Driver Fastest Lap

	Nr	Team	Car	Class	Driver	Time	Lap	Total	Gap		Kph
69	30	Extreme Speed Motorsports	Ligier JS P2 - Nissan	LMP2	Scott SHARP	3:48.343	2	9	28.610	0.519	214.9
70	35	Baxi DC Racing Alpine	Alpine A460 - Nissan	LMP2	David CHENG	3:48.444	7	10	28.711	0.101	214.8
71	22	SO24 ! By Lombard Racing	Ligier JS P2 - Judd	LMP2	Jonathan COLEMAN	3:48.585	4	5	28.852	0.141	214.6
72	23	Panis Barthez Competition	Ligier JS P2 - Nissan	LMP2	Timothé BURET	3:48.610	3	5	28.877	0.025	214.6
73	38	G-Drive Racing	Gibson 015S - Nissan	LMP2	Giedo VAN DER GARDE	3:48.999	4	5	29.266	0.389	214.3
74	49	Michael Shank Racing	Ligier JS P2 - Honda	LMP2	Oswaldo NEGRI JR	3:50.901	4	5	31.168	1.902	212.5
75	23	Panis Barthez Competition	Ligier JS P2 - Nissan	LMP2	Fabien BARTHEZ	3:50.975	5	6	31.242	0.074	212.4
76	68	Ford Chip Ganassi Team USA	Ford GT	LMGTE Pro	Dirk MÜLLER	3:51.185	8	8	31.452	0.210	212.2
77	69	Ford Chip Ganassi Team USA	Ford GT	LMGTE Pro	Ryan BRISCOE	3:51.497	8	10	31.764	0.312	211.9
78	51	AF Corse	Ferrari 488 GTE	LMGTE Pro	Gianmaria BRUNI	3:51.568	5	7	31.835	0.071	211.9
79	67	Ford Chip Ganassi Team UK	Ford GT	LMGTE Pro	Harry TINCKNELL	3:51.590	4	9	31.857	0.022	211.9
80	34	Race Performance	Oreca 03R - Judd	LMP2	Nicolas LEUTWILER	3:51.848	10	11	32.115	0.258	211.6
81	66	Ford Chip Ganassi Team UK	Ford GT	LMGTE Pro	Olivier PLA	3:52.038	2	10	32.305	0.190	211.4
82	44	Manor	Oreca 05 - Nissan	LMP2	Tor GRAVES	3:52.373	4	5	32.640	0.335	211.1
83	71	AF Corse	Ferrari 488 GTE	LMGTE Pro	Sam BIRD	3:52.508	4	10	32.775	0.135	211.0
84	42	Strakka Racing	Gibson 015S - Nissan	LMP2	Nick LEVENTIS	3:53.086	3	5	33.353	0.578	210.5
85	82	Risi Competizione	Ferrari 488 GTE	LMGTE Pro	Giancarlo FISICHELLA	3:53.176	6	7	33.443	0.090	210.4
86	51	AF Corse	Ferrari 488 GTE	LMGTE Pro	James CALADO	3:53.256	9	10	33.523	0.080	210.3
87	51	AF Corse	Ferrari 488 GTE	LMGTE Pro	Alessandro PIER GUIDI	3:53.468	6	7	33.735	0.212	210.2
88	31	Extreme Speed Motorsports	Ligier JS P2 - Nissan	LMP2	CHRIS CUMMING	3:53.898	2	5	34.165	0.430	209.8
89	69	Ford Chip Ganassi Team USA	Ford GT	LMGTE Pro	Richard WESTBROOK	3:54.019	3	3	34.286	0.121	209.7
90	40	Krohn Racing	Ligier JS P2 - Nissan	LMP2	João BARBOSA	3:54.341	4	5	34.608	0.322	209.4
91	69	Ford Chip Ganassi Team USA	Ford GT	LMGTE Pro	Scott DIXON	3:54.808	6	8	35.075	0.467	209.0
92	92	Porsche Motorsport	Porsche 911 RSR (2016)	LMGTE Pro	Frédéric MAKOWIECKI	3:54.918	10	12	35.185	0.110	208.9
93	92	Porsche Motorsport	Porsche 911 RSR (2016)	LMGTE Pro	Earl BAMBER	3:55.244	5	6	35.511	0.326	208.6
94	95	Aston Martin Racing	Aston Martin Vantage	LMGTE Pro	Marco SØRENSEN	3:55.261	8	10	35.528	0.017	208.6
95	91	Porsche Motorsport	Porsche 911 RSR (2016)	LMGTE Pro	Nick TANDY	3:55.332	5	10	35.599	0.071	208.5
96	97	Aston Martin Racing	Aston Martin Vantage	LMGTE Pro	RICHIE STANAWAY	3:55.380	2	5	35.647	0.048	208.4
97	77	Dempsey - Proton Racing	Porsche 911 RSR (2016)	LMGTE Pro	Michael CHRISTENSEN	3:55.426	3	12	35.693	0.046	208.4
98	38	G-Drive Racing	Gibson 015S - Nissan	LMP2	Simon DOLAN	3:55.484	2	5	35.751	0.058	208.4
99	68	Ford Chip Ganassi Team USA	Ford GT	LMGTE Pro	Sébastien BOURDAIS	3:55.488	4	5	35.755	0.004	208.4
100	71	AF Corse	Ferrari 488 GTE	LMGTE Pro	Davide RIGON	3:55.532	2	10	35.799	0.044	208.3
101	91	Porsche Motorsport	Porsche 911 RSR (2016)	LMGTE Pro	Kevin ESTRE	3:55.585	6	8	35.852	0.053	208.3
102	71	AF Corse	Ferrari 488 GTE	LMGTE Pro	Andrea BERTOLINI	3:55.847	5	6	36.114	0.262	208.0
103	64	Corvette Racing - GM	Chevrolet Corvette C7.R	LMGTE Pro	Oliver GAVIN	3:55.848	5	7	36.115	0.001	208.0
104	68	Ford Chip Ganassi Team USA	Ford GT	LMGTE Pro	Joey HAND	3:55.880	5	9	36.147	0.032	208.0
105	95	Aston Martin Racing	Aston Martin Vantage	LMGTE Pro	Nicki THIIM	3:55.976	3	5	36.243	0.096	207.9
106	97	Aston Martin Racing	Aston Martin Vantage	LMGTE Pro	Jonathan ADAM	3:56.065	10	13	36.332	0.089	207.8
107	33	Eurasia Motorsport	Oreca 05 - Nissan	LMP2	Junjin PU	3:56.197	3	5	36.464	0.132	207.7
108	84	SRT41 By OAK Racing	Morgan LMP2 - Nissan	CDNT	Jean Bernard BOUVET	3:56.478	2	5	36.745	0.281	207.5
109	91	Porsche Motorsport	Porsche 911 RSR (2016)	LMGTE Pro	Patrick PILET	3:56.485	4	5	36.752	0.007	207.5
110	64	Corvette Racing - GM	Chevrolet Corvette C7.R	LMGTE Pro	Tommy MILNER	3:56.617	7	9	36.884	0.132	207.4
111	48	Murphy Prototypes	Oreca 03R - Nissan	LMP2	Ben KEATING	3:56.624	2	5	36.891	0.007	207.4
112	61	Clearwater Racing	Ferrari 458 Italia	LMGTE Am	Robert BELL	3:56.827	5	9	37.094	0.203	207.2
113	67	Ford Chip Ganassi Team UK	Ford GT	LMGTE Pro	Andy PRIAULX	3:56.931	8	8	37.198	0.104	207.1
114	92	Porsche Motorsport	Porsche 911 RSR (2016)	LMGTE Pro	Jörg BERGMEISTER	3:57.044	2	5	37.311	0.113	207.0
115	97	Aston Martin Racing	Aston Martin Vantage	LMGTE Pro	Fernando REES	3:57.148	6	7	37.415	0.104	206.9
116	98	Aston Martin Racing	Aston Martin V8 Vantage	LMGTE Am	Pedro LAMY	3:57.198	8	11	37.465	0.050	206.8
117	67	Ford Chip Ganassi Team UK	Ford GT	LMGTE Pro	Marino FRANCHITTI	3:57.309	3	7	37.576	0.111	206.8
118	55	AF Corse	Ferrari 458 Italia	LMGTE Am	Matt GRIFFIN	3:57.596	6	13	37.863	0.287	206.5
119	83	AF Corse	Ferrari F458 Italia	LMGTE Am	Emmanuel COLLARD	3:57.742	5	10	38.009	0.146	206.4
120	77	Dempsey - Proton Racing	Porsche 911 RSR (2016)	LMGTE Pro	Philipp ENG	3:57.931	5	6	38.198	0.189	206.2
121	63	Corvette Racing - GM	Chevrolet Corvette C7.R	LMGTE Pro	Antonio GARCIA	3:57.967	3	4	38.234	0.036	206.2
122	50	Larbre Competition	Chevrolet Corvette C7-Z06	LMGTE Am	Pierre RAGUES	3:58.018	6	7	38.285	0.051	206.1
123	77	Dempsey - Proton Racing	Porsche 911 RSR (2016)	LMGTE Pro	Richard LIETZ	3:58.061	4	6	38.328	0.043	206.1
124	95	Aston Martin Racing	Aston Martin Vantage	LMGTE Pro	Darren TURNER	3:58.231	3	5	38.498	0.170	206.0
125	25	Algarve Pro Racing	Ligier JS P2 - Nissan	LMP2	Christopher HOY	3:58.308	4	5	38.575	0.077	205.9
126	60	Formula Racing	Ferrari 458 Italia	LMGTE Am	Mikkel MAC	3:58.760	9	10	39.027	0.452	205.5
127	63	Corvette Racing - GM	Chevrolet Corvette C7.R	LMGTE Pro	Jan MAGNUSSEN	3:59.005	6	7	39.272	0.245	205.3
128	78	KCMG	Porsche 911 RSR	LMGTE Am	Wolf HENZLER	3:59.245	3	9	39.512	0.240	205.1
129	40	Krohn Racing	Ligier JS P2 - Nissan	LMP2	Tracy KROHN	3:59.748	4	7	40.015	0.503	204.6
130	88	Abu Dhabi-Proton Racing	Porsche 911 RSR	LMGTE Am	Patrick LONG	3:59.861	3	4	40.128	0.113	204.6
131	62	Scuderia Corsa	Ferrari 458 Italia	LMGTE Am	Jeffrey SEGAL	4:00.008	2	6	40.275	0.147	204.4
132	83	AF Corse	Ferrari F458 Italia	LMGTE Am	Rui AGUAS	4:00.175	5	6	40.442	0.167	204.3
133	64	Corvette Racing - GM	Chevrolet Corvette C7.R	LMGTE Pro	Jordan TAYLOR	4:00.479	7	8	40.746	0.304	204.0
134	86	Gulf Racing	Porsche 911 RSR	LMGTE Am	Adam CARROLL	4:01.046	8	10	41.313	0.567	203.5
135	84	SRT41 By OAK Racing	Morgan LMP2 - Nissan	CDNT	Frédéric SAUSSET	4:01.138	5	6	41.405	0.092	203.5
136	89	Proton Competition	Porsche 911 RSR	LMGTE Am	Lehman KEEN	4:01.215	5	8	41.482	0.077	203.4

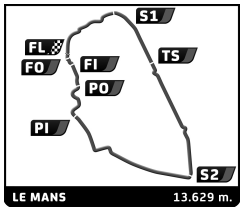

FIA WEC

84º Edition des 24 Heures du Mans

Qualifying Practice 1

Provisional Classification by Driver Fastest Lap

	Nr	Team	Car	Class	Driver	Time	Lap	Total	Gap		Kph
137	62	Scuderia Corsa	Ferrari 458 Italia	LMGTE Am	Townsend BELL	4:01.412	5	7	41.679	0.197	203.2
138	98	Aston Martin Racing	Aston Martin V8 Vantage	LMGTE Am	Mathias LAUDA	4:01.773	7	7	42.040	0.361	202.9
139	88	Abu Dhabi-Proton Racing	Porsche 911 RSR	LMGTE Am	David HEINEMEIER HANSSON	4:01.796	8	12	42.063	0.023	202.9
140	66	Ford Chip Ganassi Team UK	Ford GT	LMGTE Pro	Billy JOHNSON	4:01.813	4	6	42.080	0.017	202.9
141	86	Gulf Racing	Porsche 911 RSR	LMGTE Am	Ben BARKER	4:01.850	4	5	42.117	0.037	202.9
142	61	Clearwater Racing	Ferrari 458 Italia	LMGTE Am	Keita SAWA	4:02.105	6	8	42.372	0.255	202.7
143	57	Team AAI	Chevrolet Corvette C7-Z06	LMGTE Am	Johnny O'CONNEL	4:02.326	4	5	42.593	0.221	202.5
144	63	Corvette Racing - GM	Chevrolet Corvette C7.R	LMGTE Pro	Ricky TAYLOR	4:02.782	7	10	43.049	0.456	202.1
145	99	Aston Martin Racing	Aston Martin V8 Vantage	LMGTE Am	Gary HIRSCH	4:03.148	8	8	43.415	0.366	201.8
146	98	Aston Martin Racing	Aston Martin V8 Vantage	LMGTE Am	Paul DALLA LANA	4:03.855	4	5	44.122	0.707	201.2
147	83	AF Corse	Ferrari F458 Italia	LMGTE Am	François PERRODO	4:03.951	6	8	44.218	0.096	201.1
148	49	Michael Shank Racing	Ligier JS P2 - Honda	LMP2	John PEW	4:04.032	6	7	44.299	0.081	201.1
149	28	Pegasus Racing	Morgan - Nissan	LMP2	Inès TAITTINGER	4:04.803	6	7	45.070	0.771	200.4
150	25	Algarve Pro Racing	Ligier JS P2 - Nissan	LMP2	Michael MUNEMANN	4:05.645	3	5	45.912	0.842	199.7
151	55	AF Corse	Ferrari 458 Italia	LMGTE Am	Duncan CAMERON	4:06.881	5	6	47.148	1.236	198.7
152	50	Larbre Competition	Chevrolet Corvette C7-Z06	LMGTE Am	Jean-Philippe BELLOC	4:07.002	5	6	47.269	0.121	198.6
153	60	Formula Racing	Ferrari 458 Italia	LMGTE Am	Johnny LAURSEN	4:07.066	3	5	47.333	0.064	198.6
154	89	Proton Competition	Porsche 911 RSR	LMGTE Am	Marc MILLER	4:07.175	7	8	47.442	0.109	198.5
155	28	Pegasus Racing	Morgan - Nissan	LMP2	Rémy STRIEBIG	4:07.279	5	7	47.546	0.104	198.4
156	88	Abu Dhabi-Proton Racing	Porsche 911 RSR	LMGTE Am	Khaled AL QUBAISI	4:07.781	9	10	48.048	0.502	198.0
157	57	Team AAI	Chevrolet Corvette C7-Z06	LMGTE Am	Mark PATTERSON	4:07.902	11	11	48.169	0.121	197.9
158	55	AF Corse	Ferrari 458 Italia	LMGTE Am	Aaron SCOTT	4:07.976	2	5	48.243	0.074	197.9
159	34	Race Performance	Oreca 03R - Judd	LMP2	James WINSLOW	4:08.150	4	5	48.417	0.174	197.7
160	60	Formula Racing	Ferrari 458 Italia	LMGTE Am	Christina NIELSEN	4:09.438	8	9	49.705	1.288	196.7
161	62	Scuderia Corsa	Ferrari 458 Italia	LMGTE Am	William SWEEDLER	4:09.664	4	5	49.931	0.226	196.5
162	78	KCMG	Porsche 911 RSR	LMGTE Am	Christian RIED	4:09.921	3	6	50.188	0.257	196.3
163	78	KCMG	Porsche 911 RSR	LMGTE Am	Joël CAMATHIAS	4:10.669	2	6	50.936	0.748	195.7
164	99	Aston Martin Racing	Aston Martin V8 Vantage	LMGTE Am	Andrew HOWARD	4:11.177	5	6	51.444	0.508	195.3
165	86	Gulf Racing	Porsche 911 RSR	LMGTE Am	Michael WAINWRIGHT	4:11.843	2	7	52.110	0.666	194.8
166	57	Team AAI	Chevrolet Corvette C7-Z06	LMGTE Am	Oliver BRYANT	4:12.281	2	5	52.548	0.438	194.5
167	50	Larbre Competition	Chevrolet Corvette C7-Z06	LMGTE Am	Yutaka YAMAGISHI	4:12.830	3	5	53.097	0.549	194.1
168	89	Proton Competition	Porsche 911 RSR	LMGTE Am	Cooper MACNEIL	4:13.037	4	6	53.304	0.207	193.9
169	61	Clearwater Racing	Ferrari 458 Italia	LMGTE Am	Weng MOK	4:13.389	4	6	53.656	0.352	193.6
170	99	Aston Martin Racing	Aston Martin V8 Vantage	LMGTE Am	Liam GRIFFIN	4:13.420	5	7	53.687	0.031	193.6
171	66	Ford Chip Ganassi Team UK	Ford GT	LMGTE Pro	Stefan MÜCKE	4:16.524	5	6	56.791	3.104	191.3
172	30	Extreme Speed Motorsports	Ligier JS P2 - Nissan	LMP2	Ed BROWN	4:23.298	4	5	1'03.565	6.774	186.3
	4	Bykolles Racing Team	CLM P1/01 - AER	LMP1	Simon TRUMMER						
	4	Bykolles Racing Team	CLM P1/01 - AER	LMP1	Pierre KAFFER						
	4	Bykolles Racing Team	CLM P1/01 - AER	LMP1	Oliver WEBB						
	22	SO24 ! By Lombard Racing	Ligier JS P2 - Judd	LMP2	Vincent CAPILLAIRE						
	22	SO24 ! By Lombard Racing	Ligier JS P2 - Judd	LMP2	Erik MARIS						
	47	KCMG	Oreca 05 - Nissan	LMP2	Matthew HOWSON						
	82	Risi Competizione	Ferrari 488 GTE	LMGTE Pro	Toni VILANDER						
	82	Risi Competizione	Ferrari 488 GTE	LMGTE Pro	Matteo MALUCELLI						

Published at: .....

Track Temp: **18,89 ºC** Air Temp: **15,00 ºC** Track Status: **WET**

Race Director:	Timekeeper:

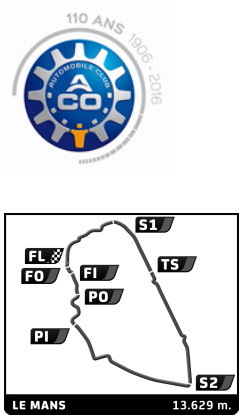

FIA WEC

84º Edition des 24 Heures du Mans

After Qualifying Practice 1

Provisional Classification by Driver Fastest Lap

	Nr	Team	Car	Class		Driver	Session 1 Time	Session 1 Lap	Session 2 Time	Session 2 Lap	Time	Gap	Kph
1	2	Porsche Team	Porsche 919 Hybrid	LMP1	H	Neel JANI	3:22.011	15 / 16	3:19.733	3 / 8	3:19.733		245.6
2	1	Porsche Team	Porsche 919 Hybrid	LMP1	H	Timo BERNHARD	3:28.044	9 / 14	3:20.203	7 / 8	3:20.203	0.470	245.1
3	6	Toyota Gazoo Racing	Toyota TS050 - Hybrid	LMP1	H	Stéphane SARRAZIN	3:23.158	7 / 10	3:20.737	2 / 11	3:20.737	1.004	244.4
4	5	Toyota Gazoo Racing	Toyota TS050 - Hybrid	LMP1	H	Anthony DAVIDSON	3:25.437	3 / 10	3:21.903	4 / 9	3:21.903	2.170	243.0
5	1	Porsche Team	Porsche 919 Hybrid	LMP1	H	Mark WEBBER	3:25.272	3 / 16	3:22.358	7 / 10	3:22.358	2.625	242.5
6	8	Audi Sport Team Joest	Audi R18	LMP1	H	Lucas DI GRASSI	3:22.985	13 / 15	3:22.466	5 / 6	3:22.466	2.733	242.3
7	1	Porsche Team	Porsche 919 Hybrid	LMP1	H	Brendon HARTLEY	3:22.550	14 / 17	3:30.388	5 / 7	3:22.550	2.817	242.2
8	7	Audi Sport Team Joest	Audi R18	LMP1	H	André LOTTERER	3:26.086	23 / 25	3:22.780	3 / 5	3:22.780	3.047	242.0
9	2	Porsche Team	Porsche 919 Hybrid	LMP1	H	Marc LIEB	3:25.186	9 / 13	3:23.382	9 / 12	3:23.382	3.649	241.2
10	7	Audi Sport Team Joest	Audi R18	LMP1	H	Marcel FÄSSLER	3:26.407	3 / 5	3:23.415	4 / 12	3:23.415	3.682	241.2
11	5	Toyota Gazoo Racing	Toyota TS050 - Hybrid	LMP1	H	Sébastien BUEMI	3:24.031	24 / 25	3:27.219	7 / 9	3:24.031	4.298	240.5
12	5	Toyota Gazoo Racing	Toyota TS050 - Hybrid	LMP1	H	Kazuki NAKAJIMA	3:24.271	4 / 5	3:25.175	9 / 9	3:24.271	4.538	240.2
13	6	Toyota Gazoo Racing	Toyota TS050 - Hybrid	LMP1	H	Mike CONWAY	3:26.211	4 / 13	3:24.846	4 / 9	3:24.846	5.113	239.5
14	8	Audi Sport Team Joest	Audi R18	LMP1	H	Loïc DUVAL	3:24.852	9 / 10	3:26.247	7 / 8	3:24.852	5.119	239.5
15	2	Porsche Team	Porsche 919 Hybrid	LMP1	H	Romain DUMAS	3:26.941	14 / 15	3:25.407	6 / 7	3:25.407	5.674	238.9
16	7	Audi Sport Team Joest	Audi R18	LMP1	H	Benoît TRÉLUYER	3:25.526	5 / 8	3:25.697	3 / 9	3:25.526	5.793	238.7
17	13	Rebellion Racing	Rebellion R-One - AER	LMP1		Dominik KRAIHAMER	3:31.189	10 / 14	3:26.586	5 / 7	3:26.586	6.853	237.5
18	8	Audi Sport Team Joest	Audi R18	LMP1	H	Oliver JARVIS	3:35.315	11 / 12	3:26.750	5 / 6	3:26.750	7.017	237.3
19	12	Rebellion Racing	Rebellion R-One - AER	LMP1		Nelson PIQUET JR	3:28.036	18 / 19	3:27.348	5 / 6	3:27.348	7.615	236.6
20	6	Toyota Gazoo Racing	Toyota TS050 - Hybrid	LMP1	H	Kamui KOBAYASHI	3:28.780	17 / 19	3:27.401	9 / 10	3:27.401	7.668	236.6
21	12	Rebellion Racing	Rebellion R-One - AER	LMP1		Nick HEIDFELD	3:29.308	3 / 17	3:27.953	12 / 13	3:27.953	8.220	235.9
22	13	Rebellion Racing	Rebellion R-One - AER	LMP1		Mathéo TUSCHER	3:32.493	6 / 19	3:28.034	15 / 15	3:28.034	8.301	235.8
23	13	Rebellion Racing	Rebellion R-One - AER	LMP1		Alexandre IMPERATORI	3:28.291	6 / 9	3:29.825	2 / 5	3:28.291	8.558	235.6
24	4	Bykolles Racing Team	CLM P1/01 - AER	LMP1		Oliver WEBB	3:33.232	8 / 9			3:33.232	13.499	230.1
25	12	Rebellion Racing	Rebellion R-One - AER	LMP1		Nicolas PROST	3:33.794	3 / 7	3:43.327	4 / 7	3:33.794	14.061	229.5
26	26	G-Drive Racing	Oreca 05 - Nissan	LMP2		René RAST	3:41.410	6 / 7	3:36.605	10 / 13	3:36.605	16.872	226.5
27	35	Baxi DC Racing Alpine	Alpine A460 - Nissan	LMP2		Nelson PANCIATICI	3:42.143	8 / 9	3:37.175	2 / 8	3:37.175	17.442	225.9
28	36	Signatech Alpine	Alpine A460 - Nissan	LMP2		Nicolas LAPIERRE	3:39.721	3 / 8	3:37.225	9 / 12	3:37.225	17.492	225.9
29	44	Manor	Oreca 05 - Nissan	LMP2		Roberto MERHI	3:43.215	5 / 6	3:38.037	13 / 14	3:38.037	18.304	225.0
30	49	Michael Shank Racing	Ligier JS P2 - Honda	LMP2		Laurens VANTHOOR	3:42.119	4 / 10	3:38.837	10 / 10	3:38.837	19.104	224.2
31	47	KCMG	Oreca 05 - Nissan	LMP2		Richard BRADLEY	3:39.133	9 / 10	3:39.436	2 / 15	3:39.133	19.400	223.9
32	31	Extreme Speed Motorsports	Ligier JS P2 - Nissan	LMP2		Luis Felipe DERANI		- / 3	3:39.366	12 / 13	3:39.366	19.633	223.7
33	46	Thiriet By Tds Racing	Oreca 05 - Nissan	LMP2		Mathias BECHE	3:40.455	21 / 25	3:39.375	7 / 11	3:39.375	19.642	223.7
34	42	Strakka Racing	Gibson 015S - Nissan	LMP2		Jonny KANE	3:40.976	14 / 15	3:39.394	4 / 12	3:39.394	19.661	223.6
35	23	Panis Barthez Competition	Ligier JS P2 - Nissan	LMP2		Paul Loup CHATIN	3:40.308	10 / 11	3:39.470	8 / 12	3:39.470	19.737	223.6
36	33	Eurasia Motorsport	Oreca 05 - Nissan	LMP2		Tristan GOMMENDY	3:40.321	9 / 10	3:40.631	5 / 6	3:40.321	20.588	222.7
37	31	Extreme Speed Motorsports	Ligier JS P2 - Nissan	LMP2		Ryan DALZIEL	3:42.116	9 / 19	3:40.505	4 / 5	3:40.505	20.772	222.5
38	38	G-Drive Racing	Gibson 015S - Nissan	LMP2		Jake DENNIS	3:44.681	4 / 6	3:40.685	6 / 9	3:40.685	20.952	222.3
39	43	RGR Sport by Morand	Ligier JS P2 - Nissan	LMP2		Filipe ALBUQUERQUE	3:44.086	4 / 5	3:40.899	3 / 7	3:40.899	21.166	222.1
40	27	SMP Racing	BR01 - Nissan	LMP2		Mikhail ALESHIN	3:46.906	4 / 16	3:41.132	13 / 14	3:41.132	21.399	221.9
41	30	Extreme Speed Motorsports	Ligier JS P2 - Nissan	LMP2		Johannes VAN OVERBEEK	3:41.327	17 / 18	3:41.406	7 / 10	3:41.327	21.594	221.7
42	26	G-Drive Racing	Oreca 05 - Nissan	LMP2		Will STEVENS	3:41.471	30 / 31	3:45.897	3 / 6	3:41.471	21.738	221.5
43	28	Pegasus Racing	Morgan - Nissan	LMP2		Léo ROUSSEL	3:44.118	12 / 13	3:42.049	3 / 6	3:42.049	22.316	221.0
44	37	SMP Racing	BR01 - Nissan	LMP2		Vitaly PETROV	3:43.828	3 / 11	3:42.147	4 / 8	3:42.147	22.414	220.9
45	26	G-Drive Racing	Oreca 05 - Nissan	LMP2		Roman RUSINOV	3:42.284	9 / 10	3:44.429	2 / 6	3:42.284	22.551	220.7
46	43	RGR Sport by Morand	Ligier JS P2 - Nissan	LMP2		Bruno SENNA	3:47.062	15 / 15	3:42.470	7 / 7	3:42.470	22.737	220.5
47	36	Signatech Alpine	Alpine A460 - Nissan	LMP2		Stéphane RICHELMI	3:42.566	10 / 11	3:42.549	4 / 8	3:42.549	22.816	220.5
48	35	Baxi DC Racing Alpine	Alpine A460 - Nissan	LMP2		Ho-Pin TUNG	3:42.737	8 / 9	3:42.598	4 / 5	3:42.598	22.865	220.4
49	36	Signatech Alpine	Alpine A460 - Nissan	LMP2		Gustavo MENEZES	3:42.759	3 / 11	3:43.136	4 / 5	3:42.759	23.026	220.3
50	33	Eurasia Motorsport	Oreca 05 - Nissan	LMP2		Nico Pieter DE BRUIJN	3:42.864	14 / 15	3:46.155	3 / 5	3:42.864	23.131	220.2
51	4	Bykolles Racing Team	CLM P1/01 - AER	LMP1		Pierre KAFFER	3:42.865	6 / 6			3:42.865	23.132	220.2
52	44	Manor	Oreca 05 - Nissan	LMP2		Tor GRAVES	3:42.866	14 / 16	3:52.373	4 / 5	3:42.866	23.133	220.2
53	27	SMP Racing	BR01 - Nissan	LMP2		Nicolas MINASSIAN	3:43.407	9 / 10	3:42.887	5 / 6	3:42.887	23.154	220.1
54	47	KCMG	Oreca 05 - Nissan	LMP2		Matthew HOWSON	3:43.083	14 / 18			3:43.083	23.350	219.9
55	47	KCMG	Oreca 05 - Nissan	LMP2		Tsugio MATSUDA	3:43.150	2 / 6	3:46.958	9 / 10	3:43.150	23.417	219.9
56	38	G-Drive Racing	Gibson 015S - Nissan	LMP2		Giedo VAN DER GARDE	3:43.455	25 / 28	3:48.999	4 / 5	3:43.455	23.722	219.6

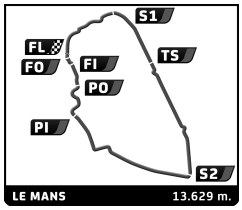

FIA WEC

84º Edition des 24 Heures du Mans

After Qualifying Practice 1

Provisional Classification by Driver Fastest Lap

	Nr	Team	Car	Class	Driver	Session 1 Time	Session 1 Lap	Session 2 Time	Session 2 Lap	Time	Gap	Kph
57	42	Strakka Racing	Gibson 015S - Nissan	LMP2	Danny WATTS	3:43.507	11 / 12	3:47.824	2 / 2	3:43.507	23.774	219.5
58	48	Murphy Prototypes	Oreca 03R - Nissan	LMP2	Jeroen BLEEKEMOLEN	3:45.817	17 / 18	3:43.508	3 / 7	3:43.508	23.775	219.5
59	34	Race Performance	Oreca 03R - Judd	LMP2	Shinji NAKANO	3:46.130	7 / 14	3:43.590	6 / 7	3:43.590	23.857	219.4
60	46	Thiriet By Tds Racing	Oreca 05 - Nissan	LMP2	Pierre THIRIET	3:47.614	4 / 7	3:43.914	5 / 6	3:43.914	24.181	219.1
61	41	Greaves Motorsport	Ligier JS P2 - Nissan	LMP2	Julien CANAL	3:48.863	5 / 14	3:43.915	6 / 7	3:43.915	24.182	219.1
62	37	SMP Racing	BR01 - Nissan	LMP2	Kirill LADYGIN	3:45.322	6 / 11	3:44.158	5 / 7	3:44.158	24.425	218.9
63	25	Algarve Pro Racing	Ligier JS P2 - Nissan	LMP2	Andrea PIZZITOLA	3:44.983	2 / 8	3:44.185	5 / 11	3:44.185	24.452	218.9
64	46	Thiriet By Tds Racing	Oreca 05 - Nissan	LMP2	Ryo HIRAKAWA	3:51.483	6 / 8	3:44.400	7 / 9	3:44.400	24.667	218.6
65	41	Greaves Motorsport	Ligier JS P2 - Nissan	LMP2	Memo ROJAS	3:47.135	13 / 14	3:44.625	3 / 5	3:44.625	24.892	218.4
66	44	Manor	Oreca 05 - Nissan	LMP2	Matthew RAO	3:47.083	8 / 10	3:44.675	4 / 5	3:44.675	24.942	218.4
67	27	SMP Racing	BR01 - Nissan	LMP2	Maurizio MEDIANI	3:44.893	4 / 11	3:44.798	3 / 4	3:44.798	25.065	218.3
68	84	SRT41 By OAK Racing	Morgan LMP2 - Nissan	CDNT	Christophe TINSEAU		- / 5	3:45.178	6 / 7	3:45.178	25.445	217.9
69	40	Krohn Racing	Ligier JS P2 - Nissan	LMP2	Niclas JÖNSSON	4:12.885	5 / 6	3:45.213	10 / 11	3:45.213	25.480	217.9
70	41	Greaves Motorsport	Ligier JS P2 - Nissan	LMP2	Nathanaël BERTHON	3:58.768	5 / 9	3:45.461	10 / 10	3:45.461	25.728	217.6
71	37	SMP Racing	BR01 - Nissan	LMP2	Victor SHAYTAR	3:46.539	7 / 8	3:45.549	4 / 5	3:45.549	25.816	217.5
72	43	RGR Sport by Morand	Ligier JS P2 - Nissan	LMP2	Ricardo GONZALEZ	3:46.671	11 / 14	3:47.618	2 / 6	3:46.671	26.938	216.5
73	48	Murphy Prototypes	Oreca 03R - Nissan	LMP2	Marc GOOSSENS		- / 2	3:47.004	7 / 10	3:47.004	27.271	216.1
74	23	Panis Barthez Competition	Ligier JS P2 - Nissan	LMP2	Fabien BARTHEZ	3:47.273	11 / 15	3:50.975	5 / 6	3:47.273	27.540	215.9
75	23	Panis Barthez Competition	Ligier JS P2 - Nissan	LMP2	Timothé BURET	3:48.180	15 / 16	3:48.610	3 / 5	3:48.180	28.447	215.0
76	30	Extreme Speed Motorsports	Ligier JS P2 - Nissan	LMP2	Scott SHARP	3:57.332	6 / 8	3:48.343	2 / 9	3:48.343	28.610	214.9
77	33	Eurasia Motorsport	Oreca 05 - Nissan	LMP2	Junjin PU	3:48.393	12 / 14	3:56.197	3 / 5	3:48.393	28.660	214.8
78	35	Baxi DC Racing Alpine	Alpine A460 - Nissan	LMP2	David CHENG	3:48.395	6 / 7	3:48.444	7 / 10	3:48.395	28.662	214.8
79	22	SO24 ! By Lombard Racing	Ligier JS P2 - Judd	LMP2	Jonathan COLEMAN	3:48.953	13 / 14	3:48.585	4 / 5	3:48.585	28.852	214.6
80	38	G-Drive Racing	Gibson 015S - Nissan	LMP2	Simon DOLAN	3:48.868	5 / 8	3:55.484	2 / 5	3:48.868	29.135	214.4
81	31	Extreme Speed Motorsports	Ligier JS P2 - Nissan	LMP2	CHRIS CUMMING	3:48.947	11 / 15	3:53.898	2 / 5	3:48.947	29.214	214.3
82	34	Race Performance	Oreca 03R - Judd	LMP2	James WINSLOW	3:49.259	9 / 12	4:08.150	4 / 5	3:49.259	29.526	214.0
83	49	Michael Shank Racing	Ligier JS P2 - Honda	LMP2	Oswaldo NEGRI JR	3:49.474	11 / 15	3:50.901	4 / 5	3:49.474	29.741	213.8
84	40	Krohn Racing	Ligier JS P2 - Nissan	LMP2	João BARBOSA	3:49.988	6 / 7	3:54.341	4 / 5	3:49.988	30.255	213.3
85	68	Ford Chip Ganassi Team USA	Ford GT	LMGTE Pro	Dirk MÜLLER	3:57.006	5 / 6	3:51.185	8 / 8	3:51.185	31.452	212.2
86	69	Ford Chip Ganassi Team USA	Ford GT	LMGTE Pro	Ryan BRISCOE	3:55.510	14 / 15	3:51.497	8 / 10	3:51.497	31.764	211.9
87	51	AF Corse	Ferrari 488 GTE	LMGTE Pro	Gianmaria BRUNI	3:53.833	14 / 15	3:51.568	5 / 7	3:51.568	31.835	211.9
88	67	Ford Chip Ganassi Team UK	Ford GT	LMGTE Pro	Harry TINCKNELL	3:55.436	9 / 16	3:51.590	4 / 9	3:51.590	31.857	211.9
89	34	Race Performance	Oreca 03R - Judd	LMP2	Nicolas LEUTWILER	3:53.519	12 / 13	3:51.848	10 / 11	3:51.848	32.115	211.6
90	66	Ford Chip Ganassi Team UK	Ford GT	LMGTE Pro	Olivier PLA	3:55.081	7 / 14	3:52.038	2 / 10	3:52.038	32.305	211.4
91	71	AF Corse	Ferrari 488 GTE	LMGTE Pro	Sam BIRD	3:55.963	8 / 12	3:52.508	4 / 10	3:52.508	32.775	211.0
92	25	Algarve Pro Racing	Ligier JS P2 - Nissan	LMP2	Christopher HOY	3:52.837	9 / 10	3:58.308	4 / 5	3:52.837	33.104	210.7
93	42	Strakka Racing	Gibson 015S - Nissan	LMP2	Nick LEVENTIS	3:53.002	3 / 4	3:53.086	3 / 5	3:53.002	33.269	210.6
94	82	Risi Competizione	Ferrari 488 GTE	LMGTE Pro	Giancarlo FISICHELLA	3:55.975	6 / 7	3:53.176	6 / 7	3:53.176	33.443	210.4
95	51	AF Corse	Ferrari 488 GTE	LMGTE Pro	James CALADO	3:56.022	2 / 5	3:53.256	9 / 10	3:53.256	33.523	210.3
96	51	AF Corse	Ferrari 488 GTE	LMGTE Pro	Alessandro PIER GUIDI	3:55.578	12 / 13	3:53.468	6 / 7	3:53.468	33.735	210.2
97	84	SRT41 By OAK Racing	Morgan LMP2 - Nissan	CDNT	Jean Bernard BOUVET	3:53.893	6 / 11	3:56.478	2 / 5	3:53.893	34.160	209.8
98	69	Ford Chip Ganassi Team USA	Ford GT	LMGTE Pro	Richard WESTBROOK	3:55.811	4 / 5	3:54.019	3 / 3	3:54.019	34.286	209.7
99	82	Risi Competizione	Ferrari 488 GTE	LMGTE Pro	Toni VILANDER	3:54.180	7 / 8			3:54.180	34.447	209.5
100	28	Pegasus Racing	Morgan - Nissan	LMP2	Inès TAITTINGER	3:54.596	8 / 8	4:04.803	6 / 7	3:54.596	34.863	209.1
101	69	Ford Chip Ganassi Team USA	Ford GT	LMGTE Pro	Scott DIXON	3:59.064	9 / 10	3:54.808	6 / 8	3:54.808	35.075	209.0
102	68	Ford Chip Ganassi Team USA	Ford GT	LMGTE Pro	Sébastien BOURDAIS	3:54.893	18 / 19	3:55.488	4 / 5	3:54.893	35.160	208.9
103	92	Porsche Motorsport	Porsche 911 RSR (2016)	LMGTE Pro	Frédéric MAKOWIECKI	3:55.661	4 / 5	3:54.918	10 / 12	3:54.918	35.185	208.9
104	92	Porsche Motorsport	Porsche 911 RSR (2016)	LMGTE Pro	Earl BAMBER	3:58.162	7 / 9	3:55.244	5 / 6	3:55.244	35.511	208.6
105	95	Aston Martin Racing	Aston Martin Vantage	LMGTE Pro	Marco SØRENSEN	3:57.896	8 / 13	3:55.261	8 / 10	3:55.261	35.528	208.6
106	91	Porsche Motorsport	Porsche 911 RSR (2016)	LMGTE Pro	Nick TANDY	4:01.393	3 / 5	3:55.332	5 / 10	3:55.332	35.599	208.5
107	97	Aston Martin Racing	Aston Martin Vantage	LMGTE Pro	RICHIE STANAWAY	3:57.457	10 / 11	3:55.380	2 / 5	3:55.380	35.647	208.4
108	77	Dempsey - Proton Racing	Porsche 911 RSR (2016)	LMGTE Pro	Michael CHRISTENSEN	3:56.996	2 / 5	3:55.426	3 / 12	3:55.426	35.693	208.4
109	25	Algarve Pro Racing	Ligier JS P2 - Nissan	LMP2	Michael MUNEMANN	3:55.433	3 / 8	4:05.645	3 / 5	3:55.433	35.700	208.4
110	71	AF Corse	Ferrari 488 GTE	LMGTE Pro	Davide RIGON	3:55.502	9 / 10	3:55.532	2 / 10	3:55.502	35.769	208.3
111	91	Porsche Motorsport	Porsche 911 RSR (2016)	LMGTE Pro	Kevin ESTRE	3:56.506	13 / 17	3:55.585	6 / 8	3:55.585	35.852	208.3
112	66	Ford Chip Ganassi Team UK	Ford GT	LMGTE Pro	Stefan MÜCKE	3:55.716	11 / 14	4:16.524	5 / 6	3:55.716	35.983	208.2
113	82	Risi Competizione	Ferrari 488 GTE	LMGTE Pro	Matteo MALUCELLI	3:55.737	4 / 6			3:55.737	36.004	208.1
114	71	AF Corse	Ferrari 488 GTE	LMGTE Pro	Andrea BERTOLINI	3:56.264	8 / 10	3:55.847	5 / 6	3:55.847	36.114	208.0
115	64	Corvette Racing - GM	Chevrolet Corvette C7.R	LMGTE Pro	Oliver GAVIN	3:56.131	4 / 5	3:55.848	5 / 7	3:55.848	36.115	208.0
116	68	Ford Chip Ganassi Team USA	Ford GT	LMGTE Pro	Joey HAND	3:55.928	5 / 7	3:55.880	5 / 9	3:55.880	36.147	208.0

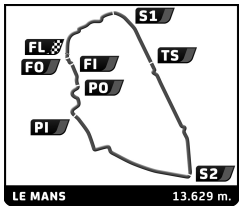

FIA WEC

84º Edition des 24 Heures du Mans

After Qualifying Practice 1

Provisional Classification by Driver Fastest Lap

	Nr	Team	Car	Class	Driver	Session 1 Time	Session 1 Lap	Session 2 Time	Session 2 Lap	Time	Gap	Kph
117	95	Aston Martin Racing	Aston Martin Vantage	LMGTE Pro	Nicki THIIM	3:56.618	10 / 13	3:55.976	3 / 5	3:55.976	36.243	207.9
118	97	Aston Martin Racing	Aston Martin Vantage	LMGTE Pro	Jonathan ADAM	3:59.458	19 / 22	3:56.065	10 / 13	3:56.065	36.332	207.8
119	67	Ford Chip Ganassi Team UK	Ford GT	LMGTE Pro	Marino FRANCHITTI	3:56.178	9 / 11	3:57.309	3 / 7	3:56.178	36.445	207.7
120	91	Porsche Motorsport	Porsche 911 RSR (2016)	LMGTE Pro	Patrick PILET	3:56.956	8 / 9	3:56.485	4 / 5	3:56.485	36.752	207.5
121	63	Corvette Racing - GM	Chevrolet Corvette C7.R	LMGTE Pro	Antonio GARCIA	3:56.490	17 / 18	3:57.967	3 / 4	3:56.490	36.757	207.5
122	64	Corvette Racing - GM	Chevrolet Corvette C7.R	LMGTE Pro	Tommy MILNER	3:57.991	18 / 21	3:56.617	7 / 9	3:56.617	36.884	207.4
123	48	Murphy Prototypes	Oreca 03R - Nissan	LMP2	Ben KEATING	3:58.631	5 / 6	3:56.624	2 / 5	3:56.624	36.891	207.4
124	61	Clearwater Racing	Ferrari 458 Italia	LMGTE Am	Robert BELL	3:57.543	12 / 14	3:56.827	5 / 9	3:56.827	37.094	207.2
125	67	Ford Chip Ganassi Team UK	Ford GT	LMGTE Pro	Andy PRIAULX	3:57.240	3 / 4	3:56.931	8 / 8	3:56.931	37.198	207.1
126	92	Porsche Motorsport	Porsche 911 RSR (2016)	LMGTE Pro	Jörg BERGMEISTER	3:57.804	11 / 15	3:57.044	2 / 5	3:57.044	37.311	207.0
127	97	Aston Martin Racing	Aston Martin Vantage	LMGTE Pro	Fernando REES	3:59.466	9 / 14	3:57.148	6 / 7	3:57.148	37.415	206.9
128	98	Aston Martin Racing	Aston Martin V8 Vantage	LMGTE Am	Pedro LAMY	4:00.853	9 / 18	3:57.198	8 / 11	3:57.198	37.465	206.8
129	55	AF Corse	Ferrari 458 Italia	LMGTE Am	Matt GRIFFIN	4:01.200	5 / 11	3:57.596	6 / 13	3:57.596	37.863	206.5
130	83	AF Corse	Ferrari F458 Italia	LMGTE Am	Emmanuel COLLARD	3:59.294	9 / 11	3:57.742	5 / 10	3:57.742	38.009	206.4
131	77	Dempsey - Proton Racing	Porsche 911 RSR (2016)	LMGTE Pro	Philipp ENG	3:59.643	12 / 13	3:57.931	5 / 6	3:57.931	38.198	206.2
132	50	Larbre Competition	Chevrolet Corvette C7-Z06	LMGTE Am	Pierre RAGUES	4:01.177	6 / 8	3:58.018	6 / 7	3:58.018	38.285	206.1
133	77	Dempsey - Proton Racing	Porsche 911 RSR (2016)	LMGTE Pro	Richard LIETZ	3:58.050	5 / 9	3:58.061	4 / 6	3:58.050	38.317	206.1
134	22	SO24 ! By Lombard Racing	Ligier JS P2 - Judd	LMP2	Vincent CAPILLAIRE	3:58.091	5 / 9			3:58.091	38.358	206.1
135	95	Aston Martin Racing	Aston Martin Vantage	LMGTE Pro	Darren TURNER	3:58.235	19 / 20	3:58.231	3 / 5	3:58.231	38.498	206.0
136	49	Michael Shank Racing	Ligier JS P2 - Honda	LMP2	John PEW	3:58.333	3 / 14	4:04.032	6 / 7	3:58.333	38.600	205.9
137	60	Formula Racing	Ferrari 458 Italia	LMGTE Am	Mikkel MAC	4:02.432	4 / 8	3:58.760	9 / 10	3:58.760	39.027	205.5
138	63	Corvette Racing - GM	Chevrolet Corvette C7.R	LMGTE Pro	Jan MAGNUSSEN			3:59.005	6 / 7	3:59.005	39.272	205.3
139	62	Scuderia Corsa	Ferrari 458 Italia	LMGTE Am	Townsend BELL	3:59.103	7 / 8	4:01.412	5 / 7	3:59.103	39.370	205.2
140	78	KCMG	Porsche 911 RSR	LMGTE Am	Wolf HENZLER	4:00.418	14 / 15	3:59.245	3 / 9	3:59.245	39.512	205.1
141	30	Extreme Speed Motorsports	Ligier JS P2 - Nissan	LMP2	Ed BROWN	3:59.420	8 / 11	4:23.298	4 / 5	3:59.420	39.687	204.9
142	88	Abu Dhabi-Proton Racing	Porsche 911 RSR	LMGTE Am	Patrick LONG	3:59.592	7 / 9	3:59.861	3 / 4	3:59.592	39.859	204.8
143	40	Krohn Racing	Ligier JS P2 - Nissan	LMP2	Tracy KROHN	4:00.883	7 / 8	3:59.748	4 / 7	3:59.748	40.015	204.6
144	62	Scuderia Corsa	Ferrari 458 Italia	LMGTE Am	Jeffrey SEGAL	4:01.871	6 / 12	4:00.008	2 / 6	4:00.008	40.275	204.4
145	83	AF Corse	Ferrari F458 Italia	LMGTE Am	Rui AGUAS	4:01.001	9 / 10	4:00.175	5 / 6	4:00.175	40.442	204.3
146	64	Corvette Racing - GM	Chevrolet Corvette C7.R	LMGTE Pro	Jordan TAYLOR			4:00.479	7 / 8	4:00.479	40.746	204.0
147	86	Gulf Racing	Porsche 911 RSR	LMGTE Am	Adam CARROLL	4:25.499	2 / 8	4:01.046	8 / 10	4:01.046	41.313	203.5
148	84	SRT41 By OAK Racing	Morgan LMP2 - Nissan	CDNT	Frédéric SAUSSET		- / 2	4:01.138	5 / 6	4:01.138	41.405	203.5
149	89	Proton Competition	Porsche 911 RSR	LMGTE Am	Lehman KEEN	4:02.191	8 / 16	4:01.215	5 / 8	4:01.215	41.482	203.4
150	98	Aston Martin Racing	Aston Martin V8 Vantage	LMGTE Am	Mathias LAUDA	4:01.651	10 / 13	4:01.773	7 / 7	4:01.651	41.918	203.0
151	88	Abu Dhabi-Proton Racing	Porsche 911 RSR	LMGTE Am	David HEINEMEIER HANSSON	4:05.166	10 / 12	4:01.796	8 / 12	4:01.796	42.063	202.9
152	66	Ford Chip Ganassi Team UK	Ford GT	LMGTE Pro	Billy JOHNSON		- / 2	4:01.813	4 / 6	4:01.813	42.080	202.9
153	86	Gulf Racing	Porsche 911 RSR	LMGTE Am	Ben BARKER	4:03.783	6 / 7	4:01.850	4 / 5	4:01.850	42.117	202.9
154	61	Clearwater Racing	Ferrari 458 Italia	LMGTE Am	Keita SAWA	4:11.179	12 / 15	4:02.105	6 / 8	4:02.105	42.372	202.7
155	57	Team AAI	Chevrolet Corvette C7-Z06	LMGTE Am	Johnny O'CONNEL	4:04.526	7 / 11	4:02.326	4 / 5	4:02.326	42.593	202.5
156	63	Corvette Racing - GM	Chevrolet Corvette C7.R	LMGTE Pro	Ricky TAYLOR	4:02.375	5 / 10	4:02.782	7 / 10	4:02.375	42.642	202.4
157	55	AF Corse	Ferrari 458 Italia	LMGTE Am	Aaron SCOTT	4:02.586	7 / 13	4:07.976	2 / 5	4:02.586	42.853	202.3
158	99	Aston Martin Racing	Aston Martin V8 Vantage	LMGTE Am	Gary HIRSCH	4:07.679	10 / 11	4:03.148	8 / 8	4:03.148	43.415	201.8
159	60	Formula Racing	Ferrari 458 Italia	LMGTE Am	Johnny LAURSEN	4:03.233	13 / 15	4:07.066	3 / 5	4:03.233	43.500	201.7
160	98	Aston Martin Racing	Aston Martin V8 Vantage	LMGTE Am	Paul DALLA LANA	4:03.907	12 / 13	4:03.855	4 / 5	4:03.855	44.122	201.2
161	83	AF Corse	Ferrari F458 Italia	LMGTE Am	François PERRODO	4:05.028	11 / 12	4:03.951	6 / 8	4:03.951	44.218	201.1
162	60	Formula Racing	Ferrari 458 Italia	LMGTE Am	Christina NIELSEN	4:04.013	6 / 11	4:09.438	8 / 9	4:04.013	44.280	201.1
163	50	Larbre Competition	Chevrolet Corvette C7-Z06	LMGTE Am	Jean-Philippe BELLOC	4:04.465	7 / 10	4:07.002	5 / 6	4:04.465	44.732	200.7
164	62	Scuderia Corsa	Ferrari 458 Italia	LMGTE Am	William SWEEDLER	4:05.439	3 / 8	4:09.664	4 / 5	4:05.439	45.706	199.9
165	22	SO24 ! By Lombard Racing	Ligier JS P2 - Judd	LMP2	Erik MARIS	4:06.625	4 / 5			4:06.625	46.892	198.9
166	55	AF Corse	Ferrari 458 Italia	LMGTE Am	Duncan CAMERON	4:06.716	14 / 15	4:06.881	5 / 6	4:06.716	46.983	198.9
167	89	Proton Competition	Porsche 911 RSR	LMGTE Am	Marc MILLER	4:08.174	4 / 8	4:07.175	7 / 8	4:07.175	47.442	198.5
168	28	Pegasus Racing	Morgan - Nissan	LMP2	Rémy STRIEBIG	4:12.880	4 / 7	4:07.279	5 / 7	4:07.279	47.546	198.4
169	88	Abu Dhabi-Proton Racing	Porsche 911 RSR	LMGTE Am	Khaled AL QUBAISI	4:11.274	15 / 16	4:07.781	9 / 10	4:07.781	48.048	198.0
170	57	Team AAI	Chevrolet Corvette C7-Z06	LMGTE Am	Mark PATTERSON	4:15.178	12 / 13	4:07.902	11 / 11	4:07.902	48.169	197.9
171	61	Clearwater Racing	Ferrari 458 Italia	LMGTE Am	Weng MOK	4:08.721	9 / 11	4:13.389	4 / 6	4:08.721	48.988	197.3
172	78	KCMG	Porsche 911 RSR	LMGTE Am	Christian RIED	4:09.035	5 / 7	4:09.921	3 / 6	4:09.035	49.302	197.0
173	99	Aston Martin Racing	Aston Martin V8 Vantage	LMGTE Am	Liam GRIFFIN	4:09.936	9 / 10	4:13.420	5 / 7	4:09.936	50.203	196.3
174	50	Larbre Competition	Chevrolet Corvette C7-Z06	LMGTE Am	Yutaka YAMAGISHI	4:10.221	6 / 8	4:12.830	3 / 5	4:10.221	50.488	196.1
175	86	Gulf Racing	Porsche 911 RSR	LMGTE Am	Michael WAINWRIGHT	4:10.452	8 / 9	4:11.843	2 / 7	4:10.452	50.719	195.9
176	99	Aston Martin Racing	Aston Martin V8 Vantage	LMGTE Am	Andrew HOWARD	4:10.570	8 / 10	4:11.177	5 / 6	4:10.570	50.837	195.8

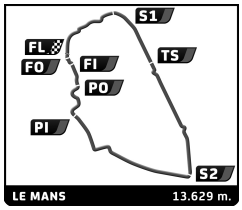

FIA WEC

84º Edition des 24 Heures du Mans

After Qualifying Practice 1

Provisional Classification by Driver Fastest Lap

	Nr	Team	Car	Class	Driver	Session 1 Time	Session 1 Lap	Session 2 Time	Session 2 Lap	Time	Gap	Kph
177	89	Proton Competition	Porsche 911 RSR	LMGTE Am	Cooper MACNEIL	4:10.646	9 / 11	4:13.037	4 / 6	4:10.646	50.913	195.8
178	78	KCMG	Porsche 911 RSR	LMGTE Am	Joël CAMATHIAS	4:19.715	4 / 6	4:10.669	2 / 6	4:10.669	50.936	195.7
179	57	Team AAI	Chevrolet Corvette C7-Z06	LMGTE Am	Oliver BRYANT	4:20.006	5 / 6	4:12.281	2 / 5	4:12.281	52.548	194.5
180	4	Bykolles Racing Team	CLM P1/01 - AER	LMP1	Simon TRUMMER							

Published at: .....

Race Director:	Timekeeper:

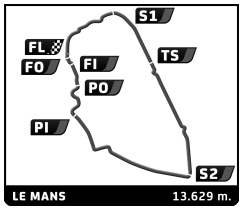

FIA WEC

84º Edition des 24 Heures du Mans

After Qualifying Practice 1

Provisional Classification by Driver And Class Fastest Lap

	Nr	Team	Car	Class		Driver	Time	Laps	Gap	Kph	Session
LMP1											
1	2	Porsche Team	Porsche 919 Hybrid	LMP1	H	Neel JANI	3:19.733	24		245.6	Qualifying Practice 1
2	1	Porsche Team	Porsche 919 Hybrid	LMP1	H	Timo BERNHARD	3:20.203	22	0.470	245.1	Qualifying Practice 1
3	6	Toyota Gazoo Racing	Toyota TS050 - Hybrid	LMP1	H	Stéphane SARRAZIN	3:20.737	21	1.004	244.4	Qualifying Practice 1
4	5	Toyota Gazoo Racing	Toyota TS050 - Hybrid	LMP1	H	Anthony DAVIDSON	3:21.903	19	2.170	243.0	Qualifying Practice 1
5	1	Porsche Team	Porsche 919 Hybrid	LMP1	H	Mark WEBBER	3:22.358	26	2.625	242.5	Qualifying Practice 1
6	8	Audi Sport Team Joest	Audi R18	LMP1	H	Lucas DI GRASSI	3:22.466	21	2.733	242.3	Qualifying Practice 1
7	1	Porsche Team	Porsche 919 Hybrid	LMP1	H	Brendon HARTLEY	3:22.550	24	2.817	242.2	Free Practice
8	7	Audi Sport Team Joest	Audi R18	LMP1	H	André LOTTERER	3:22.780	30	3.047	242.0	Qualifying Practice 1
9	2	Porsche Team	Porsche 919 Hybrid	LMP1	H	Marc LIEB	3:23.382	25	3.649	241.2	Qualifying Practice 1
10	7	Audi Sport Team Joest	Audi R18	LMP1	H	Marcel FÄSSLER	3:23.415	17	3.682	241.2	Qualifying Practice 1
11	5	Toyota Gazoo Racing	Toyota TS050 - Hybrid	LMP1	H	Sébastien BUEMI	3:24.031	34	4.298	240.5	Free Practice
12	5	Toyota Gazoo Racing	Toyota TS050 - Hybrid	LMP1	H	Kazuki NAKAJIMA	3:24.271	14	4.538	240.2	Free Practice
13	6	Toyota Gazoo Racing	Toyota TS050 - Hybrid	LMP1	H	Mike CONWAY	3:24.846	22	5.113	239.5	Qualifying Practice 1
14	8	Audi Sport Team Joest	Audi R18	LMP1	H	Loïc DUVAL	3:24.852	18	5.119	239.5	Free Practice
15	2	Porsche Team	Porsche 919 Hybrid	LMP1	H	Romain DUMAS	3:25.407	22	5.674	238.9	Qualifying Practice 1
16	7	Audi Sport Team Joest	Audi R18	LMP1	H	Benoît TRÉLUYER	3:25.526	17	5.793	238.7	Free Practice
17	13	Rebellion Racing	Rebellion R-One - AER	LMP1		Dominik KRAIHAMER	3:26.586	21	6.853	237.5	Qualifying Practice 1
18	8	Audi Sport Team Joest	Audi R18	LMP1	H	Oliver JARVIS	3:26.750	18	7.017	237.3	Qualifying Practice 1
19	12	Rebellion Racing	Rebellion R-One - AER	LMP1		Nelson PIQUET JR	3:27.348	25	7.615	236.6	Qualifying Practice 1
20	6	Toyota Gazoo Racing	Toyota TS050 - Hybrid	LMP1	H	Kamui KOBAYASHI	3:27.401	29	7.668	236.6	Qualifying Practice 1
21	12	Rebellion Racing	Rebellion R-One - AER	LMP1		Nick HEIDFELD	3:27.953	30	8.220	235.9	Qualifying Practice 1
22	13	Rebellion Racing	Rebellion R-One - AER	LMP1		Mathéo TUSCHER	3:28.034	34	8.301	235.8	Qualifying Practice 1
23	13	Rebellion Racing	Rebellion R-One - AER	LMP1		Alexandre IMPERATORI	3:28.291	14	8.558	235.6	Free Practice
24	4	Bykolles Racing Team	CLM P1/01 - AER	LMP1		Oliver WEBB	3:33.232	9	13.499	230.1	Free Practice
25	12	Rebellion Racing	Rebellion R-One - AER	LMP1		Nicolas PROST	3:33.794	14	14.061	229.5	Free Practice
26	4	Bykolles Racing Team	CLM P1/01 - AER	LMP1		Pierre KAFFER	3:42.865	6	23.132	220.2	Free Practice
	4	Bykolles Racing Team	CLM P1/01 - AER	LMP1		Simon TRUMMER					
LMP2											
1	26	G-Drive Racing	Oreca 05 - Nissan	LMP2		René RAST	3:36.605	20		226.5	Qualifying Practice 1
2	35	Baxi DC Racing Alpine	Alpine A460 - Nissan	LMP2		Nelson PANCIATICI	3:37.175	17	0.570	225.9	Qualifying Practice 1
3	36	Signatech Alpine	Alpine A460 - Nissan	LMP2		Nicolas LAPIERRE	3:37.225	20	0.620	225.9	Qualifying Practice 1
4	44	Manor	Oreca 05 - Nissan	LMP2		Roberto MERHI	3:38.037	20	1.432	225.0	Qualifying Practice 1
5	49	Michael Shank Racing	Ligier JS P2 - Honda	LMP2		Laurens VANTHOOR	3:38.837	20	2.232	224.2	Qualifying Practice 1
6	47	KCMG	Oreca 05 - Nissan	LMP2		Richard BRADLEY	3:39.133	25	2.528	223.9	Free Practice
7	31	Extreme Speed Motorsports	Ligier JS P2 - Nissan	LMP2		Luis Felipe DERANI	3:39.366	16	2.761	223.7	Qualifying Practice 1
8	46	Thiriet By Tds Racing	Oreca 05 - Nissan	LMP2		Mathias BECHE	3:39.375	36	2.770	223.7	Qualifying Practice 1
9	42	Strakka Racing	Gibson 015S - Nissan	LMP2		Jonny KANE	3:39.394	27	2.789	223.6	Qualifying Practice 1
10	23	Panis Barthez Competition	Ligier JS P2 - Nissan	LMP2		Paul Loup CHATIN	3:39.470	23	2.865	223.6	Qualifying Practice 1
11	33	Eurasia Motorsport	Oreca 05 - Nissan	LMP2		Tristan GOMMENDY	3:40.321	16	3.716	222.7	Free Practice
12	31	Extreme Speed Motorsports	Ligier JS P2 - Nissan	LMP2		Ryan DALZIEL	3:40.505	24	3.900	222.5	Qualifying Practice 1
13	38	G-Drive Racing	Gibson 015S - Nissan	LMP2		Jake DENNIS	3:40.685	15	4.080	222.3	Qualifying Practice 1
14	43	RGR Sport by Morand	Ligier JS P2 - Nissan	LMP2		Filipe ALBUQUERQUE	3:40.899	12	4.294	222.1	Qualifying Practice 1
15	27	SMP Racing	BR01 - Nissan	LMP2		Mikhail ALESHIN	3:41.132	30	4.527	221.9	Qualifying Practice 1
16	30	Extreme Speed Motorsports	Ligier JS P2 - Nissan	LMP2		Johannes VAN OVERBEEK	3:41.327	28	4.722	221.7	Free Practice
17	26	G-Drive Racing	Oreca 05 - Nissan	LMP2		Will STEVENS	3:41.471	37	4.866	221.5	Free Practice
18	28	Pegasus Racing	Morgan - Nissan	LMP2		Léo ROUSSEL	3:42.049	19	5.444	221.0	Qualifying Practice 1
19	37	SMP Racing	BR01 - Nissan	LMP2		Vitaly PETROV	3:42.147	19	5.542	220.9	Qualifying Practice 1
20	26	G-Drive Racing	Oreca 05 - Nissan	LMP2		Roman RUSINOV	3:42.284	16	5.679	220.7	Free Practice
21	43	RGR Sport by Morand	Ligier JS P2 - Nissan	LMP2		Bruno SENNA	3:42.470	22	5.865	220.5	Qualifying Practice 1
22	36	Signatech Alpine	Alpine A460 - Nissan	LMP2		Stéphane RICHELMI	3:42.549	19	5.944	220.5	Qualifying Practice 1
23	35	Baxi DC Racing Alpine	Alpine A460 - Nissan	LMP2		Ho-Pin TUNG	3:42.598	14	5.993	220.4	Qualifying Practice 1
24	36	Signatech Alpine	Alpine A460 - Nissan	LMP2		Gustavo MENEZES	3:42.759	16	6.154	220.3	Free Practice
25	33	Eurasia Motorsport	Oreca 05 - Nissan	LMP2		Nico Pieter DE BRUIJN	3:42.864	20	6.259	220.2	Free Practice
26	44	Manor	Oreca 05 - Nissan	LMP2		Tor GRAVES	3:42.866	21	6.261	220.2	Free Practice
27	27	SMP Racing	BR01 - Nissan	LMP2		Nicolas MINASSIAN	3:42.887	16	6.282	220.1	Qualifying Practice 1
28	47	KCMG	Oreca 05 - Nissan	LMP2		Matthew HOWSON	3:43.083	18	6.478	219.9	Free Practice
29	47	KCMG	Oreca 05 - Nissan	LMP2		Tsugio MATSUDA	3:43.150	16	6.545	219.9	Free Practice
30	38	G-Drive Racing	Gibson 015S - Nissan	LMP2		Giedo VAN DER GARDE	3:43.455	33	6.850	219.6	Free Practice
31	42	Strakka Racing	Gibson 015S - Nissan	LMP2		Danny WATTS	3:43.507	14	6.902	219.5	Free Practice
32	48	Murphy Prototypes	Oreca 03R - Nissan	LMP2		Jeroen BLEEKEMOLEN	3:43.508	25	6.903	219.5	Qualifying Practice 1

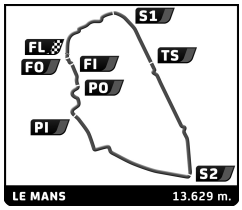

FIA WEC

84º Edition des 24 Heures du Mans

After Qualifying Practice 1

Provisional Classification by Driver And Class Fastest Lap

	Nr	Team	Car	Class	Driver	Time	Laps	Gap	Kph	Session
33	34	Race Performance	Oreca 03R - Judd	LMP2	Shinji NAKANO	3:43.590	21	6.985	219.4	Qualifying Practice 1
34	46	Thiriet By Tds Racing	Oreca 05 - Nissan	LMP2	Pierre THIRIET	3:43.914	13	7.309	219.1	Qualifying Practice 1
35	41	Greaves Motorsport	Ligier JS P2 - Nissan	LMP2	Julien CANAL	3:43.915	21	7.310	219.1	Qualifying Practice 1
36	37	SMP Racing	BR01 - Nissan	LMP2	Kirill LADYGIN	3:44.158	18	7.553	218.9	Qualifying Practice 1
37	25	Algarve Pro Racing	Ligier JS P2 - Nissan	LMP2	Andrea PIZZITOLA	3:44.185	19	7.580	218.9	Qualifying Practice 1
38	46	Thiriet By Tds Racing	Oreca 05 - Nissan	LMP2	Ryo HIRAKAWA	3:44.400	17	7.795	218.6	Qualifying Practice 1
39	41	Greaves Motorsport	Ligier JS P2 - Nissan	LMP2	Memo ROJAS	3:44.625	19	8.020	218.4	Qualifying Practice 1
40	44	Manor	Oreca 05 - Nissan	LMP2	Matthew RAO	3:44.675	15	8.070	218.4	Qualifying Practice 1
41	27	SMP Racing	BR01 - Nissan	LMP2	Maurizio MEDIANI	3:44.798	15	8.193	218.3	Qualifying Practice 1
42	40	Krohn Racing	Ligier JS P2 - Nissan	LMP2	Niclas JÖNSSON	3:45.213	17	8.608	217.9	Qualifying Practice 1
43	41	Greaves Motorsport	Ligier JS P2 - Nissan	LMP2	Nathanaël BERTHON	3:45.461	19	8.856	217.6	Qualifying Practice 1
44	37	SMP Racing	BR01 - Nissan	LMP2	Victor SHAYTAR	3:45.549	13	8.944	217.5	Qualifying Practice 1
45	43	RGR Sport by Morand	Ligier JS P2 - Nissan	LMP2	Ricardo GONZALEZ	3:46.671	20	10.066	216.5	Free Practice
46	48	Murphy Prototypes	Oreca 03R - Nissan	LMP2	Marc GOOSSENS	3:47.004	12	10.399	216.1	Qualifying Practice 1
47	23	Panis Barthez Competition	Ligier JS P2 - Nissan	LMP2	Fabien BARTHEZ	3:47.273	21	10.668	215.9	Free Practice
48	23	Panis Barthez Competition	Ligier JS P2 - Nissan	LMP2	Timothé BURET	3:48.180	21	11.575	215.0	Free Practice
49	30	Extreme Speed Motorsports	Ligier JS P2 - Nissan	LMP2	Scott SHARP	3:48.343	17	11.738	214.9	Qualifying Practice 1
50	33	Eurasia Motorsport	Oreca 05 - Nissan	LMP2	Junjin PU	3:48.393	19	11.788	214.8	Free Practice
51	35	Baxi DC Racing Alpine	Alpine A460 - Nissan	LMP2	David CHENG	3:48.395	17	11.790	214.8	Free Practice
52	22	SO24 ! By Lombard Racing	Ligier JS P2 - Judd	LMP2	Jonathan COLEMAN	3:48.585	19	11.980	214.6	Qualifying Practice 1
53	38	G-Drive Racing	Gibson 015S - Nissan	LMP2	Simon DOLAN	3:48.868	13	12.263	214.4	Free Practice
54	31	Extreme Speed Motorsports	Ligier JS P2 - Nissan	LMP2	CHRIS CUMMING	3:48.947	20	12.342	214.3	Free Practice
55	34	Race Performance	Oreca 03R - Judd	LMP2	James WINSLOW	3:49.259	17	12.654	214.0	Free Practice
56	49	Michael Shank Racing	Ligier JS P2 - Honda	LMP2	Oswaldo NEGRI JR	3:49.474	20	12.869	213.8	Free Practice
57	40	Krohn Racing	Ligier JS P2 - Nissan	LMP2	João BARBOSA	3:49.988	12	13.383	213.3	Free Practice
58	34	Race Performance	Oreca 03R - Judd	LMP2	Nicolas LEUTWILER	3:51.848	24	15.243	211.6	Qualifying Practice 1
59	25	Algarve Pro Racing	Ligier JS P2 - Nissan	LMP2	Christopher HOY	3:52.837	15	16.232	210.7	Free Practice
60	42	Strakka Racing	Gibson 015S - Nissan	LMP2	Nick LEVENTIS	3:53.002	9	16.397	210.6	Free Practice
61	28	Pegasus Racing	Morgan - Nissan	LMP2	Inès TAITTINGER	3:54.596	15	17.991	209.1	Free Practice
62	25	Algarve Pro Racing	Ligier JS P2 - Nissan	LMP2	Michael MUNEMANN	3:55.433	13	18.828	208.4	Free Practice
63	48	Murphy Prototypes	Oreca 03R - Nissan	LMP2	Ben KEATING	3:56.624	11	20.019	207.4	Qualifying Practice 1
64	22	SO24 ! By Lombard Racing	Ligier JS P2 - Judd	LMP2	Vincent CAPILLAIRE	3:58.091	9	21.486	206.1	Free Practice
65	49	Michael Shank Racing	Ligier JS P2 - Honda	LMP2	John PEW	3:58.333	21	21.728	205.9	Free Practice
66	30	Extreme Speed Motorsports	Ligier JS P2 - Nissan	LMP2	Ed BROWN	3:59.420	16	22.815	204.9	Free Practice
67	40	Krohn Racing	Ligier JS P2 - Nissan	LMP2	Tracy KROHN	3:59.748	15	23.143	204.6	Qualifying Practice 1
68	22	SO24 ! By Lombard Racing	Ligier JS P2 - Judd	LMP2	Erik MARIS	4:06.625	5	30.020	198.9	Free Practice
69	28	Pegasus Racing	Morgan - Nissan	LMP2	Rémy STRIEBIG	4:07.279	14	30.674	198.4	Qualifying Practice 1
LMGTE Pro										
1	68	Ford Chip Ganassi Team USA	Ford GT	LMGTE Pro	Dirk MÜLLER	3:51.185	14		212.2	Qualifying Practice 1
2	69	Ford Chip Ganassi Team USA	Ford GT	LMGTE Pro	Ryan BRISCOE	3:51.497	25	0.312	211.9	Qualifying Practice 1
3	51	AF Corse	Ferrari 488 GTE	LMGTE Pro	Gianmaria BRUNI	3:51.568	22	0.383	211.9	Qualifying Practice 1
4	67	Ford Chip Ganassi Team UK	Ford GT	LMGTE Pro	Harry TINCKNELL	3:51.590	25	0.405	211.9	Qualifying Practice 1
5	66	Ford Chip Ganassi Team UK	Ford GT	LMGTE Pro	Olivier PLA	3:52.038	24	0.853	211.4	Qualifying Practice 1
6	71	AF Corse	Ferrari 488 GTE	LMGTE Pro	Sam BIRD	3:52.508	22	1.323	211.0	Qualifying Practice 1
7	82	Risi Competizione	Ferrari 488 GTE	LMGTE Pro	Giancarlo FISICHELLA	3:53.176	14	1.991	210.4	Qualifying Practice 1
8	51	AF Corse	Ferrari 488 GTE	LMGTE Pro	James CALADO	3:53.256	15	2.071	210.3	Qualifying Practice 1
9	51	AF Corse	Ferrari 488 GTE	LMGTE Pro	Alessandro PIER GUIDI	3:53.468	20	2.283	210.2	Qualifying Practice 1
10	69	Ford Chip Ganassi Team USA	Ford GT	LMGTE Pro	Richard WESTBROOK	3:54.019	8	2.834	209.7	Qualifying Practice 1
11	82	Risi Competizione	Ferrari 488 GTE	LMGTE Pro	Toni VILANDER	3:54.180	8	2.995	209.5	Free Practice
12	69	Ford Chip Ganassi Team USA	Ford GT	LMGTE Pro	Scott DIXON	3:54.808	18	3.623	209.0	Qualifying Practice 1
13	68	Ford Chip Ganassi Team USA	Ford GT	LMGTE Pro	Sébastien BOURDAIS	3:54.893	24	3.708	208.9	Free Practice
14	92	Porsche Motorsport	Porsche 911 RSR (2016)	LMGTE Pro	Frédéric MAKOWIECKI	3:54.918	17	3.733	208.9	Qualifying Practice 1
15	92	Porsche Motorsport	Porsche 911 RSR (2016)	LMGTE Pro	Earl BAMBER	3:55.244	15	4.059	208.6	Qualifying Practice 1
16	95	Aston Martin Racing	Aston Martin Vantage	LMGTE Pro	Marco SØRENSEN	3:55.261	23	4.076	208.6	Qualifying Practice 1
17	91	Porsche Motorsport	Porsche 911 RSR (2016)	LMGTE Pro	Nick TANDY	3:55.332	15	4.147	208.5	Qualifying Practice 1
18	97	Aston Martin Racing	Aston Martin Vantage	LMGTE Pro	RICHIE STANAWAY	3:55.380	16	4.195	208.4	Qualifying Practice 1
19	77	Dempsey - Proton Racing	Porsche 911 RSR (2016)	LMGTE Pro	Michael CHRISTENSEN	3:55.426	17	4.241	208.4	Qualifying Practice 1
20	71	AF Corse	Ferrari 488 GTE	LMGTE Pro	Davide RIGON	3:55.502	20	4.317	208.3	Free Practice
21	91	Porsche Motorsport	Porsche 911 RSR (2016)	LMGTE Pro	Kevin ESTRE	3:55.585	25	4.400	208.3	Qualifying Practice 1
22	66	Ford Chip Ganassi Team UK	Ford GT	LMGTE Pro	Stefan MÜCKE	3:55.716	20	4.531	208.2	Free Practice
23	82	Risi Competizione	Ferrari 488 GTE	LMGTE Pro	Matteo MALUCELLI	3:55.737	6	4.552	208.1	Free Practice

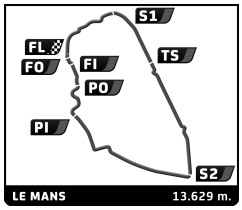

FIA WEC

84º Edition des 24 Heures du Mans

After Qualifying Practice 1

Provisional Classification by Driver And Class Fastest Lap

	Nr	Team	Car	Class	Driver	Time	Laps	Gap	Kph	Session
24	71	AF Corse	Ferrari 488 GTE	LMGTE Pro	Andrea BERTOLINI	3:55.847	16	4.662	208.0	Qualifying Practice 1
25	64	Corvette Racing - GM	Chevrolet Corvette C7.R	LMGTE Pro	Oliver GAVIN	3:55.848	12	4.663	208.0	Qualifying Practice 1
26	68	Ford Chip Ganassi Team USA	Ford GT	LMGTE Pro	Joey HAND	3:55.880	16	4.695	208.0	Qualifying Practice 1
27	95	Aston Martin Racing	Aston Martin Vantage	LMGTE Pro	Nicki THIIM	3:55.976	18	4.791	207.9	Qualifying Practice 1
28	97	Aston Martin Racing	Aston Martin Vantage	LMGTE Pro	Jonathan ADAM	3:56.065	35	4.880	207.8	Qualifying Practice 1
29	67	Ford Chip Ganassi Team UK	Ford GT	LMGTE Pro	Marino FRANCHITTI	3:56.178	18	4.993	207.7	Free Practice
30	91	Porsche Motorsport	Porsche 911 RSR (2016)	LMGTE Pro	Patrick PILET	3:56.485	14	5.300	207.5	Qualifying Practice 1
31	63	Corvette Racing - GM	Chevrolet Corvette C7.R	LMGTE Pro	Antonio GARCIA	3:56.490	22	5.305	207.5	Free Practice
32	64	Corvette Racing - GM	Chevrolet Corvette C7.R	LMGTE Pro	Tommy MILNER	3:56.617	30	5.432	207.4	Qualifying Practice 1
33	67	Ford Chip Ganassi Team UK	Ford GT	LMGTE Pro	Andy PRIAULX	3:56.931	12	5.746	207.1	Qualifying Practice 1
34	92	Porsche Motorsport	Porsche 911 RSR (2016)	LMGTE Pro	Jörg BERGMEISTER	3:57.044	20	5.859	207.0	Qualifying Practice 1
35	97	Aston Martin Racing	Aston Martin Vantage	LMGTE Pro	Fernando REES	3:57.148	21	5.963	206.9	Qualifying Practice 1
36	77	Dempsey - Proton Racing	Porsche 911 RSR (2016)	LMGTE Pro	Philipp ENG	3:57.931	19	6.746	206.2	Qualifying Practice 1
37	77	Dempsey - Proton Racing	Porsche 911 RSR (2016)	LMGTE Pro	Richard LIETZ	3:58.050	15	6.865	206.1	Free Practice
38	95	Aston Martin Racing	Aston Martin Vantage	LMGTE Pro	Darren TURNER	3:58.231	25	7.046	206.0	Qualifying Practice 1
39	63	Corvette Racing - GM	Chevrolet Corvette C7.R	LMGTE Pro	Jan MAGNUSSEN	3:59.005	7	7.820	205.3	Qualifying Practice 1
40	64	Corvette Racing - GM	Chevrolet Corvette C7.R	LMGTE Pro	Jordan TAYLOR	4:00.479	8	9.294	204.0	Qualifying Practice 1
41	66	Ford Chip Ganassi Team UK	Ford GT	LMGTE Pro	Billy JOHNSON	4:01.813	8	10.628	202.9	Qualifying Practice 1
42	63	Corvette Racing - GM	Chevrolet Corvette C7.R	LMGTE Pro	Ricky TAYLOR	4:02.375	20	11.190	202.4	Free Practice
LMGTE Am										
1	61	Clearwater Racing	Ferrari 458 Italia	LMGTE Am	Robert BELL	3:56.827	23		207.2	Qualifying Practice 1
2	98	Aston Martin Racing	Aston Martin V8 Vantage	LMGTE Am	Pedro LAMY	3:57.198	29	0.371	206.8	Qualifying Practice 1
3	55	AF Corse	Ferrari 458 Italia	LMGTE Am	Matt GRIFFIN	3:57.596	24	0.769	206.5	Qualifying Practice 1
4	83	AF Corse	Ferrari F458 Italia	LMGTE Am	Emmanuel COLLARD	3:57.742	21	0.915	206.4	Qualifying Practice 1
5	50	Larbre Competition	Chevrolet Corvette C7-Z06	LMGTE Am	Pierre RAGUES	3:58.018	15	1.191	206.1	Qualifying Practice 1
6	60	Formula Racing	Ferrari 458 Italia	LMGTE Am	Mikkel MAC	3:58.760	18	1.933	205.5	Qualifying Practice 1
7	62	Scuderia Corsa	Ferrari 458 Italia	LMGTE Am	Townsend BELL	3:59.103	15	2.276	205.2	Free Practice
8	78	KCMG	Porsche 911 RSR	LMGTE Am	Wolf HENZLER	3:59.245	24	2.418	205.1	Qualifying Practice 1
9	88	Abu Dhabi-Proton Racing	Porsche 911 RSR	LMGTE Am	Patrick LONG	3:59.592	13	2.765	204.8	Free Practice
10	62	Scuderia Corsa	Ferrari 458 Italia	LMGTE Am	Jeffrey SEGAL	4:00.008	18	3.181	204.4	Qualifying Practice 1
11	83	AF Corse	Ferrari F458 Italia	LMGTE Am	Rui AGUAS	4:00.175	16	3.348	204.3	Qualifying Practice 1
12	86	Gulf Racing	Porsche 911 RSR	LMGTE Am	Adam CARROLL	4:01.046	18	4.219	203.5	Qualifying Practice 1
13	89	Proton Competition	Porsche 911 RSR	LMGTE Am	Lehman KEEN	4:01.215	24	4.388	203.4	Qualifying Practice 1
14	98	Aston Martin Racing	Aston Martin V8 Vantage	LMGTE Am	Mathias LAUDA	4:01.651	20	4.824	203.0	Free Practice
15	88	Abu Dhabi-Proton Racing	Porsche 911 RSR	LMGTE Am	David HEINEMEIER HANSSON	4:01.796	24	4.969	202.9	Qualifying Practice 1
16	86	Gulf Racing	Porsche 911 RSR	LMGTE Am	Ben BARKER	4:01.850	12	5.023	202.9	Qualifying Practice 1
17	61	Clearwater Racing	Ferrari 458 Italia	LMGTE Am	Keita SAWA	4:02.105	23	5.278	202.7	Qualifying Practice 1
18	57	Team AAI	Chevrolet Corvette C7-Z06	LMGTE Am	Johnny O'CONNEL	4:02.326	16	5.499	202.5	Qualifying Practice 1
19	55	AF Corse	Ferrari 458 Italia	LMGTE Am	Aaron SCOTT	4:02.586	18	5.759	202.3	Free Practice
20	99	Aston Martin Racing	Aston Martin V8 Vantage	LMGTE Am	Gary HIRSCH	4:03.148	19	6.321	201.8	Qualifying Practice 1
21	60	Formula Racing	Ferrari 458 Italia	LMGTE Am	Johnny LAURSEN	4:03.233	20	6.406	201.7	Free Practice
22	98	Aston Martin Racing	Aston Martin V8 Vantage	LMGTE Am	Paul DALLA LANA	4:03.855	18	7.028	201.2	Qualifying Practice 1
23	83	AF Corse	Ferrari F458 Italia	LMGTE Am	François PERRODO	4:03.951	20	7.124	201.1	Qualifying Practice 1
24	60	Formula Racing	Ferrari 458 Italia	LMGTE Am	Christina NIELSEN	4:04.013	20	7.186	201.1	Free Practice
25	50	Larbre Competition	Chevrolet Corvette C7-Z06	LMGTE Am	Jean-Philippe BELLOC	4:04.465	16	7.638	200.7	Free Practice
26	62	Scuderia Corsa	Ferrari 458 Italia	LMGTE Am	William SWEEDLER	4:05.439	13	8.612	199.9	Free Practice
27	55	AF Corse	Ferrari 458 Italia	LMGTE Am	Duncan CAMERON	4:06.716	21	9.889	198.9	Free Practice
28	89	Proton Competition	Porsche 911 RSR	LMGTE Am	Marc MILLER	4:07.175	16	10.348	198.5	Qualifying Practice 1
29	88	Abu Dhabi-Proton Racing	Porsche 911 RSR	LMGTE Am	Khaled AL QUBAISI	4:07.781	26	10.954	198.0	Qualifying Practice 1
30	57	Team AAI	Chevrolet Corvette C7-Z06	LMGTE Am	Mark PATTERSON	4:07.902	24	11.075	197.9	Qualifying Practice 1
31	61	Clearwater Racing	Ferrari 458 Italia	LMGTE Am	Weng MOK	4:08.721	17	11.894	197.3	Free Practice
32	78	KCMG	Porsche 911 RSR	LMGTE Am	Christian RIED	4:09.035	13	12.208	197.0	Free Practice
33	99	Aston Martin Racing	Aston Martin V8 Vantage	LMGTE Am	Liam GRIFFIN	4:09.936	17	13.109	196.3	Free Practice
34	50	Larbre Competition	Chevrolet Corvette C7-Z06	LMGTE Am	Yutaka YAMAGISHI	4:10.221	13	13.394	196.1	Free Practice
35	86	Gulf Racing	Porsche 911 RSR	LMGTE Am	Michael WAINWRIGHT	4:10.452	16	13.625	195.9	Free Practice
36	99	Aston Martin Racing	Aston Martin V8 Vantage	LMGTE Am	Andrew HOWARD	4:10.570	16	13.743	195.8	Free Practice
37	89	Proton Competition	Porsche 911 RSR	LMGTE Am	Cooper MACNEIL	4:10.646	17	13.819	195.8	Free Practice
38	78	KCMG	Porsche 911 RSR	LMGTE Am	Joël CAMATHIAS	4:10.669	12	13.842	195.7	Qualifying Practice 1
39	57	Team AAI	Chevrolet Corvette C7-Z06	LMGTE Am	Oliver BRYANT	4:12.281	11	15.454	194.5	Qualifying Practice 1
CDNT										
1	84	SRT41 By OAK Racing	Morgan LMP2 - Nissan	CDNT	Christophe TINSEAU	3:45.178	12		217.9	Qualifying Practice 1

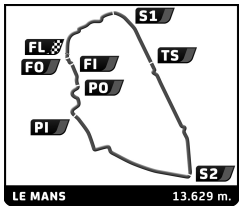

FIA WEC

84º Edition des 24 Heures du Mans

After Qualifying Practice 1

Provisional Classification by Driver And Class Fastest Lap

	Nr	Team	Car	Class	Driver	Time	Laps	Gap	Kph	Session
2	84	SRT41 By OAK Racing	Morgan LMP2 - Nissan	CDNT	**Jean Bernard BOUVET**	3:53.893	16	8.715	209.8	**Free Practice**
3	84	SRT41 By OAK Racing	Morgan LMP2 - Nissan	CDNT	**Frédéric SAUSSET**	4:01.138	8	15.960	203.5	**Qualifying Practice 1**

Published at: .....

Race Director:	Timekeeper:

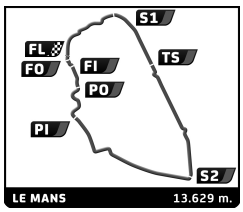

FIA WEC

84º Edition des 24 Heures du Mans

Qualifying Practice 1

Best Sector Times

	SECTOR 1		SECTOR 2		SECTOR 3								
Pos	Driver	Time	Driver	Time	Driver	Time	Pos	Team		Cl	Ideal Lap	Best Lap	
1	1 T.BERNHARD	31.465	1 T.BERNHARD	1:16.161	2 N.JANI	1:31.739	1	1 Porsche Team		LMP1 H	3:19.418	3:20.203	(2)
2	7 M.FÄSSLER	31.661	2 N.JANI	1:16.308	1 T.BERNHARD	1:31.792	2	2 Porsche Team		LMP1 H	3:19.733	3:19.733	(1)
3	2 N.JANI	31.686	6 S.SARRAZIN	1:16.572	6 S.SARRAZIN	1:31.814	3	6 Toyota Gazoo Racing		LMP1 H	3:20.514	3:20.737	(3)
4	8 L.DI GRASSI	31.858	5 A.DAVIDSON	1:17.049	5 A.DAVIDSON	1:32.101	4	5 Toyota Gazoo Racing		LMP1 H	3:21.426	3:21.903	(4)
5	6 S.SARRAZIN	32.128	8 O.JARVIS	1:17.736	8 L.DI GRASSI	1:32.573	5	8 Audi Sport Team Joest		LMP1 H	3:22.167	3:22.466	(5)
6	5 A.DAVIDSON	32.276	7 M.FÄSSLER	1:18.009	7 A.LOTTERER	1:32.896	6	7 Audi Sport Team Joest		LMP1 H	3:22.566	3:22.780	(6)
7	13 D.KRAIHAMER	32.435	13 D.KRAIHAMER	1:19.106	13 D.KRAIHAMER	1:35.045	7	13 Rebellion Racing		LMP1	3:26.586	3:26.586	(7)
8	12 N.HEIDFELD	32.627	12 N.PIQUET JR	1:19.150	12 N.PIQUET JR	1:35.534	8	12 Rebellion Racing		LMP1	3:27.311	3:27.348	(8)
9	26 R.RAST	33.581	35 N.PANCIATICI	1:24.077	26 R.RAST	1:38.811	9	26 G-Drive Racing		LMP2	3:36.483	3:36.605	(9)
10	44 R.MERHI	33.743	26 R.RAST	1:24.091	36 N.LAPIERRE	1:38.905	10	36 Signatech Alpine		LMP2	3:36.797	3:37.225	(11)
11	36 N.LAPIERRE	33.767	36 N.LAPIERRE	1:24.125	35 N.PANCIATICI	1:39.157	11	35 Baxi DC Racing Alpine		LMP2	3:37.175	3:37.175	(10)
12	42 J.KANE	33.906	44 R.MERHI	1:24.252	49 L.VANTHOOR	1:39.574	12	44 Manor		LMP2	3:37.720	3:38.037	(12)
13	47 R.BRADLEY	33.922	47 R.BRADLEY	1:24.550	44 R.MERHI	1:39.725	13	49 Michael Shank Racing		LMP2	3:38.348	3:38.837	(13)
14	35 N.PANCIATICI	33.941	42 J.KANE	1:24.553	23 P.CHATIN	1:39.924	14	47 KCMG		LMP2	3:38.687	3:39.436	(17)
15	31 L.DERANI	33.949	49 L.VANTHOOR	1:24.681	46 M.BECHE	1:39.969	15	23 Panis Barthez Competition		LMP2	3:38.774	3:39.470	(18)
16	23 P.CHATIN	34.013	23 P.CHATIN	1:24.837	47 R.BRADLEY	1:40.215	16	42 Strakka Racing		LMP2	3:39.048	3:39.394	(16)
17	38 J.DENNIS	34.088	31 L.DERANI	1:25.006	31 L.DERANI	1:40.354	17	31 Extreme Speed Motorsports		LMP2	3:39.309	3:39.366	(14)
18	49 L.VANTHOOR	34.093	46 M.BECHE	1:25.095	42 J.KANE	1:40.589	18	46 Thiriet By Tds Racing		LMP2	3:39.331	3:39.375	(15)
19	46 M.BECHE	34.267	27 M.ALESHIN	1:25.223	43 F.ALBUQUERQUE	1:40.795	19	38 G-Drive Racing		LMP2	3:40.492	3:40.685	(20)
20	37 V.PETROV	34.295	33 T.GOMMENDY	1:25.259	38 J.DENNIS	1:40.900	20	43 RGR Sport by Morand		LMP2	3:40.532	3:40.899	(21)
21	43 F.ALBUQUERQUE	34.308	30 J.VAN OVERBEEK	1:25.260	33 T.GOMMENDY	1:40.901	21	33 Eurasia Motorsport		LMP2	3:40.532	3:40.631	(19)
22	33 T.GOMMENDY	34.372	43 F.ALBUQUERQUE	1:25.429	28 L.ROUSSEL	1:41.103	22	27 SMP Racing		LMP2	3:40.842	3:41.132	(22)
23	30 J.VAN OVERBEEK	34.378	38 J.DENNIS	1:25.504	27 M.ALESHIN	1:41.214	23	30 Extreme Speed Motorsports		LMP2	3:41.198	3:41.406	(23)
24	27 M.ALESHIN	34.405	37 V.PETROV	1:25.535	30 J.VAN OVERBEEK	1:41.560	24	37 SMP Racing		LMP2	3:41.419	3:42.147	(25)
25	34 S.NAKANO	34.721	28 L.ROUSSEL	1:26.058	37 V.PETROV	1:41.589	25	28 Pegasus Racing		LMP2	3:42.034	3:42.049	(24)
26	41 M.ROJAS	34.764	48 J.BLEEKEMOLEN	1:26.082	25 A.PIZZITOLA	1:42.175	26	34 Race Performance		LMP2	3:43.226	3:43.590	(27)
27	25 A.PIZZITOLA	34.771	41 M.ROJAS	1:26.099	34 S.NAKANO	1:42.268	27	41 Greaves Motorsport		LMP2	3:43.274	3:43.915	(28)
28	28 L.ROUSSEL	34.873	34 S.NAKANO	1:26.237	41 J.CANAL	1:42.411	28	48 Murphy Prototypes		LMP2	3:43.462	3:43.508	(26)
29	48 J.BLEEKEMOLEN	34.938	40 N.JÖNSSON	1:26.509	48 J.BLEEKEMOLEN	1:42.442	29	25 Algarve Pro Racing		LMP2	3:43.676	3:44.185	(29)
30	40 N.JÖNSSON	35.159	25 A.PIZZITOLA	1:26.730	84 C.TINSEAU	1:42.650	30	40 Krohn Racing		LMP2	3:44.493	3:45.213	(31)
31	84 C.TINSEAU	35.339	84 C.TINSEAU	1:27.189	40 N.JÖNSSON	1:42.825	31	84 SRT41 By OAK Racing		CDNT	3:45.178	3:45.178	(30)
32	22 J.COLEMAN	35.713	22 J.COLEMAN	1:27.775	22 J.COLEMAN	1:45.097	32	22 SO24 ! By Lombard Racing		LMP2	3:48.585	3:48.585	(32)
33	66 O.PLA	36.105	68 D.MÜLLER	1:28.238	51 G.BRUNI	1:46.029	33	69 Ford Chip Ganassi Team USA		LMGTE Pro	3:51.028	3:51.497	(34)
34	91 N.TANDY	36.234	69 R.BRISCOE	1:28.540	69 R.BRISCOE	1:46.243	34	68 Ford Chip Ganassi Team USA		LMGTE Pro	3:51.154	3:51.185	(33)
35	69 R.BRISCOE	36.245	67 H.TINCKNELL	1:28.713	71 S.BIRD	1:46.375	35	51 AF Corse		LMGTE Pro	3:51.562	3:51.568	(35)
36	51 A.PIER GUIDI	36.341	66 O.PLA	1:28.877	67 H.TINCKNELL	1:46.535	36	67 Ford Chip Ganassi Team UK		LMGTE Pro	3:51.590	3:51.590	(36)
37	67 H.TINCKNELL	36.342	82 G.FISICHELLA	1:29.025	68 D.MÜLLER	1:46.558	37	66 Ford Chip Ganassi Team UK		LMGTE Pro	3:51.979	3:52.038	(37)
38	68 D.MÜLLER	36.358	51 G.BRUNI	1:29.192	66 O.PLA	1:46.997	38	71 AF Corse		LMGTE Pro	3:52.189	3:52.508	(38)
39	71 S.BIRD	36.362	71 S.BIRD	1:29.452	82 G.FISICHELLA	1:47.394	39	82 Risi Competizione		LMGTE Pro	3:52.951	3:53.176	(39)
40	82 G.FISICHELLA	36.532	97 R.STANAWAY	1:29.645	95 N.THIIM	1:47.480	40	95 Aston Martin Racing		LMGTE Pro	3:53.935	3:55.261	(41)
41	92 F.MAKOWIECKI	36.606	95 N.THIIM	1:29.714	92 F.MAKOWIECKI	1:47.806	41	92 Porsche Motorsport		LMGTE Pro	3:54.286	3:54.918	(40)
42	95 N.THIIM	36.741	77 M.CHRISTENSEN	1:29.851	97 R.STANAWAY	1:47.846	42	97 Aston Martin Racing		LMGTE Pro	3:54.332	3:55.380	(43)
43	97 R.STANAWAY	36.841	92 F.MAKOWIECKI	1:29.874	91 K.ESTRE	1:48.215	43	91 Porsche Motorsport		LMGTE Pro	3:54.502	3:55.332	(42)
44	77 M.CHRISTENSEN	36.911	91 N.TANDY	1:30.053	64 O.GAVIN	1:48.225	44	77 Dempsey - Proton Racing		LMGTE Pro	3:55.333	3:55.426	(44)
45	98 P.LAMY	37.052	64 O.GAVIN	1:30.531	77 M.CHRISTENSEN	1:48.571	45	64 Corvette Racing - GM		LMGTE Pro	3:55.834	3:55.848	(45)
46	64 T.MILNER	37.078	61 R.BELL	1:30.814	98 P.LAMY	1:48.619	46	61 Clearwater Racing		LMGTE Am	3:56.694	3:56.827	(46)
47	61 R.BELL	37.131	50 P.RAGUES	1:30.941	61 R.BELL	1:48.749	47	98 Aston Martin Racing		LMGTE Am	3:56.729	3:57.198	(47)
48	50 P.RAGUES	37.175	83 E.COLLARD	1:30.998	55 M.GRIFFIN	1:48.908	48	55 AF Corse		LMGTE Am	3:57.096	3:57.596	(48)
49	55 M.GRIFFIN	37.181	55 M.GRIFFIN	1:31.007	83 E.COLLARD	1:49.031	49	83 AF Corse		LMGTE Am	3:57.464	3:57.742	(49)
50	62 J.SEGAL	37.200	63 A.GARCIA	1:31.056	50 P.RAGUES	1:49.608	50	50 Larbre Competition		LMGTE Am	3:57.724	3:58.018	(51)
51	63 A.GARCIA	37.207	98 P.LAMY	1:31.058	63 A.GARCIA	1:49.704	51	63 Corvette Racing - GM		LMGTE Pro	3:57.967	3:57.967	(50)
52	60 M.MAC	37.423	60 M.MAC	1:31.073	78 W.HENZLER	1:49.937	52	60 Formula Racing		LMGTE Am	3:58.460	3:58.760	(52)

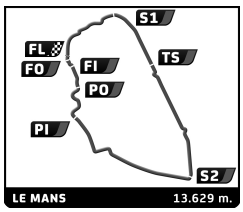

FIA WEC

84º Edition des 24 Heures du Mans

Qualifying Practice 1

Best Sector Times

	SECTOR 1		SECTOR 2		SECTOR 3						
Pos	Driver	Time	Driver	Time	Driver	Time	Pos	Team	Cl	Ideal Lap	Best Lap
53	88 P.LONG	37.433	62 J.SEGAL	1:31.496	60 M.MAC	1:49.964	53	78 KCMG	LMGTE Am	3:59.245	3:59.245 (53)
54	83 E.COLLARD	37.435	78 W.HENZLER	1:31.795	88 P.LONG	1:50.401	54	62 Scuderia Corsa	LMGTE Am	3:59.623	4:00.008 (55)
55	78 W.HENZLER	37.513	88 P.LONG	1:31.936	62 J.SEGAL	1:50.927	55	88 Abu Dhabi-Proton Racing	LMGTE Am	3:59.770	3:59.861 (54)
56	89 L.KEEN	37.629	86 B.BARKER	1:32.023	89 L.KEEN	1:50.969	56	86 Gulf Racing	LMGTE Am	4:00.660	4:01.046 (56)
57	86 A.CARROLL	37.645	57 J.O'CONNEL	1:32.520	86 B.BARKER	1:50.992	57	89 Proton Competition	LMGTE Am	4:01.215	4:01.215 (57)
58	57 J.O'CONNEL	38.058	89 L.KEEN	1:32.617	57 J.O'CONNEL	1:51.625	58	57 Team AAI	LMGTE Am	4:02.203	4:02.326 (58)
59	99 G.HIRSCH	38.241	99 G.HIRSCH	1:32.967	99 G.HIRSCH	1:51.729	59	99 Aston Martin Racing	LMGTE Am	4:02.937	4:03.148 (59)

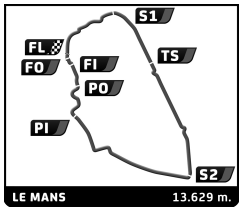

FIA WEC

84º Edition des 24 Heures du Mans

Qualifying Practice 1

Best Specific Sectors

	T6			T7			PORSCHE			FORD			T6+ T7		
Pos	Driver	Time	Kph	Driver	Time	Kph	Driver	Time	Kph	Driver	Time	Kph	Driver	Time	Kph
1	1 T. BERNHARD	3.053	170,7	7 M. FÄSSLER	3.453	260,6	2 N. JANI	14.490	256,4	1 T. BERNHARD	6.218	149,7	1 T.BERNHARD	6.534	219,8
2	2 N. JANI	3.082	169,1	8 O. JARVIS	3.474	259,1	6 S. SARRAZIN	14.686	253,0	2 N. JANI	6.237	149,2	2 N.JANI	6.579	218,3
3	7 M. FÄSSLER	3.130	166,5	1 T. BERNHARD	3.481	258,5	7 M. FÄSSLER	14.791	251,2	6 S. SARRAZIN	6.267	148,5	7 M.FÄSSLER	6.619	217,0
4	8 O. JARVIS	3.136	166,2	2 N. JANI	3.497	257,4	13 M. TUSCHER	14.998	247,7	12 N. PIQUET JR	6.289	148,0	8 L.DI GRASSI	6.629	216,7
5	6 S. SARRAZIN	3.200	162,9	5 A. DAVIDSON	3.559	252,9	1 T. BERNHARD	15.030	247,2	36 N. LAPIERRE	6.291	148,0	5 A.DAVIDSON	6.776	212,0
6	5 A. DAVIDSON	3.211	162,3	6 S. SARRAZIN	3.565	252,5	8 O. JARVIS	15.050	246,9	49 L. VANTHOOR	6.293	147,9	6 S.SARRAZIN	6.782	211,8
7	13 M. TUSCHER	3.488	149,4	12 N. PIQUET JR	3.736	240,9	5 A. DAVIDSON	15.109	245,9	8 O. JARVIS	6.334	146,9	13 M.TUSCHER	7.229	198,7
8	12 N. PIQUET JR	3.492	149,3	13 M. TUSCHER	3.741	240,6	26 R. RAST	15.322	242,5	7 M. FÄSSLER	6.353	146,5	12 N.HEIDFELD	7.231	198,6
9	37 V. SHAYTAR	3.571	146,0	26 R. RAST	4.042	222,7	23 F. BARTHEZ	15.358	241,9	46 M. BECHE	6.354	146,5	26 R.RAST	7.639	188,0
10	38 J. DENNIS	3.573	145,9	44 T. GRAVES	4.054	222,0	12 N. PIQUET JR	15.365	241,8	27 M. ALESHIN	6.364	146,3	36 N.LAPIERRE	7.655	187,6
11	23 F. BARTHEZ	3.580	145,6	35 D. CHENG	4.061	221,6	36 N. LAPIERRE	15.413	241,0	42 J. KANE	6.389	145,7	37 V.PETROV	7.656	187,6
12	26 R. RAST	3.587	145,3	36 N. LAPIERRE	4.061	221,6	47 R. BRADLEY	15.455	240,4	35 D. CHENG	6.397	145,5	23 P.CHATIN	7.658	187,6
13	42 J. KANE	3.588	145,3	46 M. BECHE	4.072	221,0	43 F. ALBUQUERQUE	15.461	240,3	26 R. RAST	6.411	145,2	38 J.DENNIS	7.659	187,5
14	36 N. LAPIERRE	3.594	145,0	47 R. BRADLEY	4.074	220,9	49 L. VANTHOOR	15.546	239,0	5 A. DAVIDSON	6.422	144,9	42 J.KANE	7.668	187,3
15	35 D. CHENG	3.608	144,5	23 F. BARTHEZ	4.075	220,9	31 R. DALZIEL	15.602	238,1	91 N. TANDY	6.463	144,0	35 N.PANCIATICI	7.681	187,0
16	47 R. BRADLEY	3.625	143,8	48 J. BLEEKEMOLEN	4.079	220,6	44 T. GRAVES	15.667	237,1	38 J. DENNIS	6.466	143,9	44 R.MERHI	7.687	186,9
17	44 T. GRAVES	3.633	143,5	31 R. DALZIEL	4.080	220,6	28 L. ROUSSEL	15.728	236,2	47 R. BRADLEY	6.488	143,5	47 R.BRADLEY	7.709	186,3
18	43 F. ALBUQUERQUE	3.634	143,4	42 J. KANE	4.080	220,6	46 M. BECHE	15.765	235,7	31 R. DALZIEL	6.502	143,2	48 J.BLEEKEMOLEN	7.717	186,1
19	48 J. BLEEKEMOLEN	3.635	143,4	27 M. ALESHIN	4.084	220,4	33 N. DE BRUIJN	15.779	235,5	23 F. BARTHEZ	6.518	142,8	31 L.DERANI	7.732	185,8
20	31 R. DALZIEL	3.644	143,1	37 V. SHAYTAR	4.085	220,3	38 J. DENNIS	15.807	235,0	44 T. GRAVES	6.518	142,8	30 J.VAN OVERBEEK	7.736	185,7
21	30 J. VAN OVERBEEK	3.651	142,8	30 J. VAN OVERBEEK	4.085	220,3	27 M. ALESHIN	15.810	235,0	43 F. ALBUQUERQUE	6.522	142,7	43 F.ALBUQUERQUE	7.743	185,5
22	49 L. VANTHOOR	3.656	142,6	38 J. DENNIS	4.086	220,3	42 J. KANE	15.832	234,7	51 G. BRUNI	6.531	142,5	49 L.VANTHOOR	7.747	185,4
23	27 M. ALESHIN	3.663	142,3	33 N. DE BRUIJN	4.089	220,1	25 A. PIZZITOLA	15.971	232,6	55 M. GRIFFIN	6.535	142,4	27 M.MEDIANI	7.747	185,4
24	41 M. ROJAS	3.666	142,2	49 L. VANTHOOR	4.091	220,0	35 D. CHENG	15.972	232,6	13 M. TUSCHER	6.536	142,4	33 T.GOMMENDY	7.771	184,8
25	33 N. DE BRUIJN	3.680	141,7	43 F. ALBUQUERQUE	4.101	219,5	84 F. SAUSSET	16.189	229,5	68 J. HAND	6.542	142,3	46 R.HIRAKAWA	7.772	184,8
26	25 A. PIZZITOLA	3.687	141,4	25 A. PIZZITOLA	4.111	218,9	41 M. ROJAS	16.259	228,5	28 L. ROUSSEL	6.596	141,1	41 J.CANAL	7.795	184,3
27	34 S. NAKANO	3.690	141,3	41 M. ROJAS	4.122	218,3	30 J. VAN OVERBEEK	16.285	228,1	34 S. NAKANO	6.603	141,0	25 A.PIZZITOLA	7.798	184,2
28	46 M. BECHE	3.691	141,2	34 S. NAKANO	4.123	218,3	37 V. SHAYTAR	16.317	227,7	97 R. STANAWAY	6.625	140,5	34 S.NAKANO	7.816	183,8
29	28 L. ROUSSEL	3.699	140,9	40 N. JÖNSSON	4.139	217,4	34 S. NAKANO	16.345	227,3	92 F. MAKOWIECKI	6.628	140,4	28 L.ROUSSEL	7.861	182,7
30	84 F. SAUSSET	3.717	140,2	28 L. ROUSSEL	4.162	216,2	40 N. JÖNSSON	16.550	224,5	40 N. JÖNSSON	6.637	140,2	40 N.JÖNSSON	7.864	182,7
31	40 N. JÖNSSON	3.719	140,2	22 J. COLEMAN	4.172	215,7	48 J. BLEEKEMOLEN	16.679	222,7	37 V. SHAYTAR	6.652	139,9	84 C.TINSEAU	7.894	182,0
32	68 J. HAND	3.777	138,0	84 F. SAUSSET	4.175	215,6	22 J. COLEMAN	17.245	215,4	69 S. DIXON	6.671	139,5	22 J.COLEMAN	8.023	179,0
33	97 R. STANAWAY	3.794	137,4	68 J. HAND	4.250	211,8	71 S. BIRD	17.893	207,6	33 N. DE BRUIJN	6.675	139,4	68 D.MÜLLER	8.030	178,9
34	82 G. FISICHELLA	3.805	137,0	66 O. PLA	4.268	210,9	51 G. BRUNI	17.931	207,2	77 M. CHRISTENSEN	6.676	139,4	66 O.PLA	8.075	177,9
35	66 O. PLA	3.807	136,9	69 S. DIXON	4.276	210,5	67 H. TINCKNELL	17.974	206,7	66 O. PLA	6.685	139,2	69 R.BRISCOE	8.086	177,6
36	69 S. DIXON	3.810	136,8	67 H. TINCKNELL	4.286	210,0	69 S. DIXON	17.985	206,6	71 S. BIRD	6.685	139,2	82 G.FISICHELLA	8.101	177,3
37	51 G. BRUNI	3.815	136,6	82 G. FISICHELLA	4.287	209,9	95 N. THIIM	18.058	205,7	95 N. THIIM	6.686	139,2	97 F.REES	8.106	177,2
38	71 S. BIRD	3.815	136,6	71 S. BIRD	4.288	209,9	66 O. PLA	18.109	205,2	61 W. MOK	6.697	139,0	71 S.BIRD	8.118	176,9
39	95 N. THIIM	3.819	136,5	51 G. BRUNI	4.294	209,6	82 G. FISICHELLA	18.141	204,8	98 M. LAUDA	6.761	137,7	51 J.CALADO	8.123	176,8
40	92 F. MAKOWIECKI	3.819	136,5	97 R. STANAWAY	4.312	208,7	98 M. LAUDA	18.227	203,8	83 E. COLLARD	6.764	137,6	67 M.FRANCHITTI	8.140	176,5
41	98 M. LAUDA	3.837	135,9	95 N. THIIM	4.336	207,6	97 R. STANAWAY	18.246	203,6	88 P. LONG	6.796	137,0	95 M.SØRENSEN	8.155	176,1
42	22 J. COLEMAN	3.838	135,8	92 F. MAKOWIECKI	4.343	207,2	68 J. HAND	18.269	203,4	82 G. FISICHELLA	6.823	136,4	92 F.MAKOWIECKI	8.162	176,0
43	60 J. LAURSEN	3.840	135,8	77 M. CHRISTENSEN	4.345	207,1	64 O. GAVIN	18.373	202,2	60 J. LAURSEN	6.824	136,4	98 P.LAMY	8.195	175,3
44	55 M. GRIFFIN	3.850	135,4	91 N. TANDY	4.350	206,9	92 F. MAKOWIECKI	18.405	201,9	89 C. MACNEIL	6.826	136,4	60 M.MAC	8.196	175,3
45	88 P. LONG	3.851	135,4	83 E. COLLARD	4.355	206,7	50 P. RAGUES	18.406	201,8	41 M. ROJAS	6.831	136,3	77 M.CHRISTENSEN	8.202	175,1
46	50 P. RAGUES	3.852	135,3	55 M. GRIFFIN	4.355	206,7	63 A. GARCIA	18.439	201,5	48 J. BLEEKEMOLEN	6.832	136,2	55 M.GRIFFIN	8.205	175,1
47	67 H. TINCKNELL	3.854	135,3	60 J. LAURSEN	4.356	206,6	91 N. TANDY	18.439	201,5	64 O. GAVIN	6.833	136,2	50 P.RAGUES	8.210	175,0
48	62 J. SEGAL	3.854	135,3	64 O. GAVIN	4.357	206,6	77 M. CHRISTENSEN	18.511	200,7	86 A. CARROLL	6.851	135,9	91 K.ESTRE	8.213	174,9
49	91 N. TANDY	3.855	135,2	98 M. LAUDA	4.358	206,5	61 W. MOK	18.569	200,1	25 A. PIZZITOLA	6.867	135,5	88 P.LONG	8.230	174,5
50	77 M. CHRISTENSEN	3.857	135,2	50 P. RAGUES	4.358	206,5	55 M. GRIFFIN	18.625	199,5	63 A. GARCIA	6.868	135,5	62 J.SEGAL	8.241	174,3
51	86 A. CARROLL	3.858	135,1	61 W. MOK	4.375	205,7	83 E. COLLARD	18.777	197,9	30 J. VAN OVERBEEK	6.896	135,0	83 E.COLLARD	8.244	174,2
52	83 E. COLLARD	3.889	134,0	62 J. SEGAL	4.375	205,7	60 J. LAURSEN	18.812	197,5	67 H. TINCKNELL	6.905	134,8	86 A.CARROLL	8.253	174,0
53	61 W. MOK	3.901	133,6	99 A. HOWARD	4.377	205,6	89 C. MACNEIL	18.824	197,4	84 F. SAUSSET	6.991	133,1	64 O.GAVIN	8.260	173,9
54	99 A. HOWARD	3.902	133,6	88 P. LONG	4.379	205,5	78 W. HENZLER	18.976	195,8	62 J. SEGAL	7.003	132,9	61 R.BELL	8.281	173,5
55	64 O. GAVIN	3.903	133,6	86 A. CARROLL	4.395	204,8	62 J. SEGAL	19.051	195,0	22 J. COLEMAN	7.019	132,6	99 G.HIRSCH	8.281	173,5
56	78 W. HENZLER	3.922	132,9	63 A. GARCIA	4.399	204,6	99 A. HOWARD	19.097	194,5	78 W. HENZLER	7.023	132,5	78 W.HENZLER	8.342	172,2

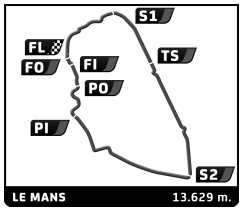

FIA WEC

84º Edition des 24 Heures du Mans

Qualifying Practice 1

Best Specific Sectors

	T6			T7			PORSCHE			FORD			T6+ T7		
Pos	Driver	Time	Kph	Driver	Time	Kph	Driver	Time	Kph	Driver	Time	Kph	Driver	Time	Kph
57	57 J. O'CONNEL	3.947	132,1	57 J. O'CONNEL	4.416	203,8	86 A. CARROLL	19.259	192,9	99 A. HOWARD	7.071	131,6	63 R.TAYLOR	8.353	172,0
58	63 A. GARCIA	3.950	132,0	78 W. HENZLER	4.420	203,6	88 P. LONG	19.311	192,4	50 P. RAGUES	7.133	130,5	57 J.O'CONNEL	8.363	171,8
59	89 C. MACNEIL	3.980	131,0	89 C. MACNEIL	4.450	202,2	57 J. O'CONNEL	19.378	191,7	57 J. O'CONNEL	7.269	128,0	89 C.MACNEIL	8.440	170,2

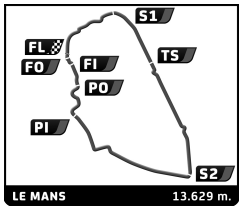

FIA WEC

84º Edition des 24 Heures du Mans

After Qualifying Practice 1

Event maximum speed

	Team	Car	Class		Driver	Top Speed	Lap	Session
8	Audi Sport Team Joest	Audi R18	LMP1	H	Loïc DUVAL	343.4	12	Qualifying Practice 1
12	Rebellion Racing	Rebellion R-One - AER	LMP1		Nelson PIQUET JR	339.1	40	Free Practice
13	Rebellion Racing	Rebellion R-One - AER	LMP1		Mathéo TUSCHER	334.9	9	Free Practice
5	Toyota Gazoo Racing	Toyota TS050 - Hybrid	LMP1	H	Anthony DAVIDSON	334.9	5	Free Practice
6	Toyota Gazoo Racing	Toyota TS050 - Hybrid	LMP1	H	Mike CONWAY	333.9	7	Free Practice
7	Audi Sport Team Joest	Audi R18	LMP1	H	Marcel FÄSSLER	331.8	3	Qualifying Practice 1
2	Porsche Team	Porsche 919 Hybrid	LMP1	H	Marc LIEB	329.8	9	Qualifying Practice 1
1	Porsche Team	Porsche 919 Hybrid	LMP1	H	Mark WEBBER	326.8	17	Qualifying Practice 1
4	Bykolles Racing Team	CLM P1/01 - AER	LMP1		Oliver WEBB	319.1	9	Free Practice
44	Manor	Oreca 05 - Nissan	LMP2		Roberto MERHI	310.0	23	Qualifying Practice 1
26	G-Drive Racing	Oreca 05 - Nissan	LMP2		René RAST	306.5	5	Qualifying Practice 1
27	SMP Racing	BR01 - Nissan	LMP2		Maurizio MEDIANI	304.7	4	Free Practice
30	Extreme Speed Motorsports	Ligier JS P2 - Nissan	LMP2		Johannes VAN OVERBEEK	304.7	23	Qualifying Practice 1
36	Signatech Alpine	Alpine A460 - Nissan	LMP2		Nicolas LAPIERRE	304.7	7	Qualifying Practice 1
37	SMP Racing	BR01 - Nissan	LMP2		Victor SHAYTAR	304.7	25	Free Practice
46	Thiriet By Tds Racing	Oreca 05 - Nissan	LMP2		Mathias BECHE	304.7	7	Free Practice
47	KCMG	Oreca 05 - Nissan	LMP2		Tsugio MATSUDA	304.7	14	Qualifying Practice 1
31	Extreme Speed Motorsports	Ligier JS P2 - Nissan	LMP2		Luis Felipe DERANI	303.9	21	Qualifying Practice 1
35	Baxi DC Racing Alpine	Alpine A460 - Nissan	LMP2		Ho-Pin TUNG	303.9	17	Qualifying Practice 1
23	Panis Barthez Competition	Ligier JS P2 - Nissan	LMP2		Paul Loup CHATIN	303.0	20	Qualifying Practice 1
33	Eurasia Motorsport	Oreca 05 - Nissan	LMP2		Junjin PU	303.0	23	Free Practice
43	RGR Sport by Morand	Ligier JS P2 - Nissan	LMP2		Filipe ALBUQUERQUE	303.0	4	Qualifying Practice 1
48	Murphy Prototypes	Oreca 03R - Nissan	LMP2		Marc GOOSSENS	303.0	22	Qualifying Practice 1
25	Algarve Pro Racing	Ligier JS P2 - Nissan	LMP2		Michael MUNEMANN	301.3	9	Qualifying Practice 1
40	Krohn Racing	Ligier JS P2 - Nissan	LMP2		João BARBOSA	301.3	21	Free Practice
49	Michael Shank Racing	Ligier JS P2 - Honda	LMP2		Laurens VANTHOOR	301.3	3	Qualifying Practice 1
67	Ford Chip Ganassi Team UK	Ford GT	LMGTE Pro		Harry TINCKNELL	301.3	22	Qualifying Practice 1
28	Pegasus Racing	Morgan - Nissan	LMP2		Léo ROUSSEL	300.5	5	Free Practice
42	Strakka Racing	Gibson 015S - Nissan	LMP2		Nick LEVENTIS	300.5	14	Qualifying Practice 1
69	Ford Chip Ganassi Team USA	Ford GT	LMGTE Pro		Ryan BRISCOE	300.5	17	Qualifying Practice 1
34	Race Performance	Oreca 03R - Judd	LMP2		Shinji NAKANO	299.7	5	Qualifying Practice 1
68	Ford Chip Ganassi Team USA	Ford GT	LMGTE Pro		Dirk MÜLLER	299.7	17	Qualifying Practice 1
82	Risi Competizione	Ferrari 488 GTE	LMGTE Pro		Giancarlo FISICHELLA	299.7	6	Qualifying Practice 1
41	Greaves Motorsport	Ligier JS P2 - Nissan	LMP2		Memo ROJAS	298.8	30	Free Practice
66	Ford Chip Ganassi Team UK	Ford GT	LMGTE Pro		Stefan MÜCKE	298.8	9	Qualifying Practice 1
84	SRT41 By OAK Racing	Morgan LMP2 - Nissan	CDNT		Jean Bernard BOUVET	298.8	8	Qualifying Practice 1
95	Aston Martin Racing	Aston Martin Vantage	LMGTE Pro		Nicki THIIM	298.8	3	Qualifying Practice 1
38	G-Drive Racing	Gibson 015S - Nissan	LMP2		Giedo VAN DER GARDE	298.0	34	Free Practice
64	Corvette Racing - GM	Chevrolet Corvette C7.R	LMGTE Pro		Oliver GAVIN	298.0	6	Qualifying Practice 1
51	AF Corse	Ferrari 488 GTE	LMGTE Pro		Alessandro PIER GUIDI	297.2	29	Free Practice
97	Aston Martin Racing	Aston Martin Vantage	LMGTE Pro		RICHIE STANAWAY	297.2	4	Qualifying Practice 1
22	SO24 ! By Lombard Racing	Ligier JS P2 - Judd	LMP2		Vincent CAPILLAIRE	296.4	6	Free Practice
71	AF Corse	Ferrari 488 GTE	LMGTE Pro		Sam BIRD	296.4	24	Qualifying Practice 1
60	Formula Racing	Ferrari 458 Italia	LMGTE Am		Mikkel MAC	295.6	18	Qualifying Practice 1
77	Dempsey - Proton Racing	Porsche 911 RSR (2016)	LMGTE Pro		Michael CHRISTENSEN	295.6	4	Qualifying Practice 1
91	Porsche Motorsport	Porsche 911 RSR (2016)	LMGTE Pro		Nick TANDY	295.6	2	Qualifying Practice 1
92	Porsche Motorsport	Porsche 911 RSR (2016)	LMGTE Pro		Frédéric MAKOWIECKI	295.6	3	Qualifying Practice 1
63	Corvette Racing - GM	Chevrolet Corvette C7.R	LMGTE Pro		Antonio GARCIA	294.8	20	Free Practice
83	AF Corse	Ferrari F458 Italia	LMGTE Am		Emmanuel COLLARD	294.8	6	Qualifying Practice 1
55	AF Corse	Ferrari 458 Italia	LMGTE Am		Matt GRIFFIN	294.0	4	Free Practice
61	Clearwater Racing	Ferrari 458 Italia	LMGTE Am		Robert BELL	293.2	8	Qualifying Practice 1
78	KCMG	Porsche 911 RSR	LMGTE Am		Wolf HENZLER	293.2	8	Qualifying Practice 1
86	Gulf Racing	Porsche 911 RSR	LMGTE Am		Ben BARKER	293.2	18	Qualifying Practice 1
88	Abu Dhabi-Proton Racing	Porsche 911 RSR	LMGTE Am		Khaled AL QUBAISI	292.4	12	Qualifying Practice 1
50	Larbre Competition	Chevrolet Corvette C7-Z06	LMGTE Am		Pierre RAGUES	291.6	5	Qualifying Practice 1
62	Scuderia Corsa	Ferrari 458 Italia	LMGTE Am		Townsend BELL	291.6	12	Qualifying Practice 1
98	Aston Martin Racing	Aston Martin V8 Vantage	LMGTE Am		Pedro LAMY	291.6	9	Qualifying Practice 1

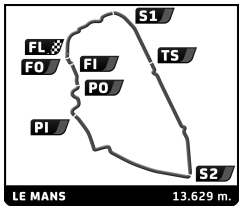

FIA WEC

84º Edition des 24 Heures du Mans

After Qualifying Practice 1

Event maximum speed

	Team	Car	Class	Driver	Top Speed	Lap	Session
57	Team AAI	Chevrolet Corvette C7-Z06	LMGTE Am	Johnny O'CONNEL	290.8	2	Qualifying Practice 1
89	Proton Competition	Porsche 911 RSR	LMGTE Am	Marc MILLER	289.3	11	Qualifying Practice 1
99	Aston Martin Racing	Aston Martin V8 Vantage	LMGTE Am	Andrew HOWARD	287.7	4	Qualifying Practice 1

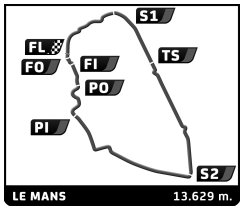

FIA WEC

84º Edition des 24 Heures du Mans

Qualifying Practice 1

Fastest Lap Sequence

Practice Time	Team	Car	Class		Driver	Time	Kph	Lap
7:01.862	1 Porsche Team	Porsche 919 Hybrid	LMP1	H	Timo BERNHARD	3:25.446	238.8	2
7:15.707	6 Toyota Gazoo Racing	Toyota TS050 - Hybrid	LMP1	H	Stéphane SARRAZIN	3:20.737	244.4	2
10:39.261	2 Porsche Team	Porsche 919 Hybrid	LMP1	H	Neel JANI	3:19.733	245.6	3

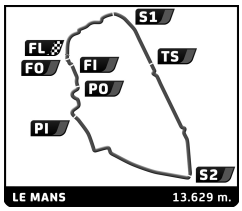

FIA WEC

84º Edition des 24 Heures du Mans

Qualifying Practice 1

Sector Analysis

Personal Best | Session Best | B Crossing the finish line in pit lane

1 — Porsche Team — Porsche 919 Hybrid — LMP1 - H

1.Timo BERNHARD
2.Mark WEBBER
3.Brendon HARTLEY

Lap	D	Time	Sector 1	Sector 2	Sector 3	T. Spd	Elapsed
1	1	3:36.416	40.974	1:20.989	1:34.453	318.2	3:36.416
2	1	3:25.446	33.057	1:18.949	1:33.440	303.9	7:01.862
3	1	3:27.992	34.395	1:18.440	1:35.157	323.9	10:29.854
4	1	3:20.418	31.465	1:16.161	1:32.792	318.2	13:50.272
5	1	4:08.218 B	34.406	1:18.553	2:15.259	319.1	17:58.490
6	2	19:35.634 B	...	1:56.336	4:30.402	297.2	37:34.124
7	1	9:40.740	6:42.994	1:20.709	1:37.037	321.0	47:14.864
8	1	3:20.203	31.671	1:16.740	1:31.792	313.6	50:35.067
9	1	3:43.966 B	36.979	1:20.928	1:46.059	322.9	54:19.033
10	3	12:39.714	9:35.190	1:26.241	1:38.283	302.2	1:06:58.747
11	3	3:30.426	32.961	1:18.996	1:38.469	313.6	1:10:29.173
12	3	3:53.122	32.815	1:19.432	2:00.875	318.2	1:14:22.295
13	3	4:11.571	33.349	1:20.993	2:17.229	310.9	1:18:33.866
14	3	3:30.388	33.365	1:21.225	1:35.798	308.2	1:22:04.254
15	3	3:55.160	58.185	1:21.510	1:35.465	316.3	1:25:59.414
16	3	4:09.708 B	1:06.702	1:21.196	1:41.810	319.1	1:30:09.122
17	2	4:47.611	1:48.390	1:20.017	1:39.204	326.8	1:34:56.733
18	2	3:26.557	32.647	1:18.659	1:35.251	308.2	1:38:23.290
19	2	3:23.611	32.503	1:18.065	1:33.043	305.6	1:41:46.901
20	2	3:25.706	33.074	1:18.412	1:34.220	301.3	1:45:12.607
21	2	3:24.296	32.395	1:18.243	1:33.658	302.2	1:48:36.903
22	2	3:22.358	32.211	1:17.295	1:32.852	309.1	1:51:59.261
23	2	3:24.111	32.336	1:18.583	1:33.192	306.5	1:55:23.372
24	2	3:24.933	33.283	1:18.255	1:33.395	310.0	1:58:48.305
25	2	3:23.457	32.280	1:17.700	1:33.477	315.4	2:02:11.762

2 — Porsche Team — Porsche 919 Hybrid — LMP1 - H

1.Romain DUMAS
2.Neel JANI
3.Marc LIEB

Lap	D	Time	Sector 1	Sector 2	Sector 3	T. Spd	Elapsed
1	2	3:52.811	43.189	1:21.948	1:47.674	311.8	3:52.811
2	2	3:26.717	31.698	1:18.071	1:36.948	310.0	7:19.528
3	2	3:19.733	31.686	1:16.308	1:31.739	317.2	10:39.261
4	2	3:32.677 B	32.564	1:18.356	1:41.757	316.3	14:11.938
5	2	9:34.307	6:20.068	1:26.035	1:48.204	298.0	23:46.245
6	2	3:23.097	31.827	1:16.762	1:34.508	317.2	27:09.342
7	2	3:30.275	33.680	1:18.466	1:38.129	323.9	30:39.617
8	2	7:28.126 B	32.617	2:05.588	4:49.921	311.8	38:07.743
9	3	14:27.011	...	1:20.117	1:36.731	329.8	52:34.754
10	3	3:57.522	33.291	1:41.726	1:42.505	307.3	56:32.276
11	3	3:52.777	56.122	1:20.508	1:36.147	323.9	1:00:25.053
12	3	3:24.563	32.460	1:18.188	1:33.915	306.5	1:03:49.616
13	3	3:39.676 B	32.836	1:20.407	1:46.433	300.5	1:07:29.292
14	1	8:17.598	4:30.810	1:24.299	2:22.489	313.6	1:15:46.890
15	1	3:45.162	33.826	1:19.695	1:51.641	303.9	1:19:32.052
16	1	3:32.342	33.732	1:21.713	1:36.897	311.8	1:23:04.394
17	1	3:56.795	57.699	1:23.218	1:35.878	322.0	1:27:01.189
18	1	3:38.080	37.661	1:20.566	1:39.853	318.2	1:30:39.269
19	1	3:25.407	32.417	1:18.674	1:34.316	302.2	1:34:04.676
20	1	3:36.267 B	32.740	1:18.446	1:45.081	314.5	1:37:40.943
21	3	4:36.412	1:40.907	1:19.227	1:36.278	324.9	1:42:17.355
22	3	3:23.459	32.602	1:17.988	1:32.869	309.1	1:45:40.814
23	3	3:26.441	32.629	1:18.247	1:35.565	306.5	1:49:07.255
24	3	3:23.382	32.391	1:17.653	1:33.338	304.7	1:52:30.637
25	3	3:24.447	33.364	1:18.288	1:32.795	311.8	1:55:55.084
26	3	3:29.514	33.184	1:18.977	1:37.353	316.3	1:59:24.598
27	3	5:10.498 B	33.502	1:22.728	3:14.268	303.9	2:04:35.096

5 — Toyota Gazoo Racing — Toyota TS050 - Hybrid — LMP1 - H

1.Anthony DAVIDSON
2.Sébastien BUEMI
3.Kazuki NAKAJIMA

Lap	D	Time	Sector 1	Sector 2	Sector 3	T. Spd	Elapsed
1	1	3:59.160	56.931	1:22.041	1:40.188	309.1	3:59.160
2	1	3:23.278	32.405	1:17.167	1:33.706	322.9	7:22.438
3	1	3:24.062	32.276	1:17.049	1:34.737	325.8	10:46.500
4	1	3:21.903	32.373	1:17.429	1:32.101	328.8	14:08.403
5	1	3:55.759 B	34.431	1:18.554	2:02.774	316.3	18:04.162
6	2	8:59.658	5:56.863	1:19.283	1:43.512	332.9	27:03.820
7	2	3:30.075	33.404	1:18.161	1:38.510	321.0	30:33.895
8	2	6:55.830 B	33.708	1:52.892	4:29.230	320.1	37:29.725
9	1	9:48.437	6:46.974	1:21.407	1:40.056	270.4	47:18.162
10	1	3:24.738	32.479	1:17.470	1:34.789	317.2	50:42.900
11	1	3:31.684	32.383	1:17.967	1:41.334	322.0	54:14.584
12	1	4:15.679 B	32.604	1:38.564	2:04.511	322.9	58:30.263
13	2	11:12.148	8:14.311	1:21.022	1:36.815	329.8	1:09:42.411
14	2	5:48.729	33.010	2:37.791	2:37.928	204.9	1:15:31.140
15	2	3:54.992	34.146	1:19.144	2:01.702	312.7	1:19:26.132
16	2	3:27.219	33.931	1:18.624	1:34.664	318.2	1:22:53.351
17	2	3:56.928	59.880	1:21.064	1:35.984	328.8	1:26:50.279
18	2	3:43.673 B	41.557	1:19.608	1:42.508	330.8	1:30:33.952
19	3	4:46.252	1:47.325	1:20.121	1:38.806	325.8	1:35:20.204
20	3	3:30.121	33.076	1:19.070	1:37.975	320.1	1:38:50.325
21	3	3:28.672	32.878	1:18.738	1:37.056	316.3	1:42:18.997
22	3	3:29.779	33.838	1:19.128	1:36.813	320.1	1:45:48.776
23	3	3:27.481	33.188	1:17.983	1:36.310	317.2	1:49:16.257
24	3	3:28.827	34.418	1:19.288	1:35.121	317.2	1:52:45.084
25	3	3:28.286	34.933	1:19.252	1:34.101	304.7	1:56:13.370
26	3	3:26.092	32.788	1:17.755	1:35.549	316.3	1:59:39.462
27	3	3:25.175	32.770	1:17.878	1:34.527	316.3	2:03:04.637

6 — Toyota Gazoo Racing — Toyota TS050 - Hybrid — LMP1 - H

1.Stéphane SARRAZIN
2.Mike CONWAY
3.Kamui KOBAYASHI

Lap	D	Time	Sector 1	Sector 2	Sector 3	T. Spd	Elapsed
1	1	3:54.970	54.865	1:23.152	1:36.953	276.0	3:54.970
2	1	3:20.737	32.128	1:16.795	1:31.814	321.0	7:15.707
3	1	3:25.466	32.289	1:16.572	1:36.605	326.8	10:41.173
4	1	3:34.292 B	33.071	1:18.576	1:42.645	313.6	14:15.465
5	2	4:46.214	1:51.264	1:19.595	1:35.355	300.5	19:01.679
6	2	3:27.722	33.300	1:19.253	1:35.169	316.3	22:29.401
7	2	3:25.007	33.394	1:18.179	1:33.434	319.1	25:54.408
8	2	3:24.846	32.795	1:18.332	1:33.719	319.1	29:19.254
9	2	4:29.271 B	32.658	1:20.360	2:36.253	323.9	33:48.525
10	2	13:55.287	...	1:23.820	1:38.253	307.3	47:43.812
11	2	3:27.451	33.698	1:18.698	1:35.055	316.3	51:11.263
12	2	3:52.057	33.558	1:37.482	1:41.017	316.3	55:03.320
13	2	3:58.082 B	33.369	1:38.088	1:46.625	322.9	59:01.402
14	3	5:03.488	2:05.291	1:19.546	1:38.651	326.8	1:04:04.890
15	3	3:30.410	33.691	1:18.711	1:38.008	323.9	1:07:35.300
16	3	3:33.400	34.719	1:21.008	1:37.673	315.4	1:11:08.700
17	3	4:21.216	34.574	1:25.562	2:21.080	219.4	1:15:29.916
18	3	3:54.666	33.237	1:18.125	2:03.304	319.1	1:19:24.582
19	3	3:30.804	33.710	1:22.096	1:34.998	255.1	1:22:55.386
20	3	3:59.467	58.892	1:21.465	1:39.110	323.9	1:26:54.853
21	3	3:41.188	42.556	1:20.689	1:37.943	304.7	1:30:36.041
22	3	3:27.401	32.647	1:17.585	1:37.169	322.0	1:34:03.442
23	3	3:33.716 B	32.798	1:18.853	1:42.065	326.8	1:37:37.158

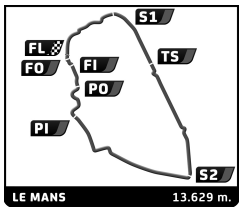

FIA WEC

84º Edition des 24 Heures du Mans

Qualifying Practice 1

Sector Analysis

Personal Best | Session Best | B Crossing the finish line in pit lane

Lap	D	Time	Sector 1	Sector 2	Sector 3	T. Spd	Elapsed
24	1	4:43.332	1:42.517	1:22.688	1:38.127	323.9	1:42:20.490
25	1	3:28.740	33.341	1:19.111	1:36.288	318.2	1:45:49.230
26	1	3:27.350	33.270	1:18.319	1:35.761	318.2	1:49:16.580
27	1	3:31.917	35.113	1:20.570	1:36.234	324.9	1:52:48.497
28	1	3:29.241	32.626	1:19.077	1:37.538	318.2	1:56:17.738
29	1	3:28.474	33.073	1:18.839	1:36.562	319.1	1:59:46.212
30	1	3:24.185	32.864	1:17.679	1:33.642	317.2	2:03:10.397

7 **Audi Sport Team Joest** — Audi R18
1.Marcel FÄSSLER 2.André LOTTERER 3.Benoît TRÉLUYER — LMP1 - H

Lap	D	Time	Sector 1	Sector 2	Sector 3	T. Spd	Elapsed
1	1	14:35.472	...	1:20.567	1:36.893	325.8	14:35.472
2	1	3:31.198	31.821	1:18.309	1:41.068	317.2	18:06.670
3	1	3:28.139	33.583	1:18.758	1:35.798	331.8	21:34.809
4	1	3:23.415	31.661	1:18.009	1:33.745	314.5	24:58.224
5	1	3:33.535 B	33.501	1:18.317	1:41.717	330.8	28:31.759
6	2	6:25.519 B	1:40.999	1:19.066	3:25.454	329.8	34:57.278
7	2	12:11.065	9:12.381	1:22.955	1:35.729	305.6	47:08.343
8	2	3:22.780	31.859	1:18.025	1:32.896	317.2	50:31.123
9	2	3:25.537	31.808	1:18.257	1:35.472	310.0	53:56.660
10	2	4:05.067 B	33.019	1:41.360	1:50.688	329.8	58:01.727
11	3	4:50.140	1:52.453	1:20.463	1:37.224	328.8	1:02:51.867
12	3	3:27.374	34.621	1:18.964	1:33.789	309.1	1:06:19.241
13	3	3:25.697	33.152	1:18.275	1:34.270	315.4	1:09:44.938
14	3	3:27.390	34.185	1:18.661	1:34.544	309.1	1:13:12.328
15	3	4:17.590 B	34.367	1:22.683	2:20.540	293.2	1:17:29.918
16	1	9:13.407	6:11.987	1:22.832	1:38.588	321.0	1:26:43.325
17	1	3:45.153	48.043	1:21.766	1:35.344	326.8	1:30:28.478
18	1	3:27.704	32.799	1:19.262	1:35.643	310.0	1:33:56.182
19	1	3:31.104	33.967	1:20.243	1:36.894	315.4	1:37:27.286
20	1	3:25.432	32.476	1:18.526	1:34.430	309.1	1:40:52.718
21	1	3:27.456	33.296	1:20.231	1:33.929	313.6	1:44:20.174
22	1	3:31.675 B	32.252	1:18.904	1:40.519	304.7	1:47:51.849
23	3	4:32.453	1:38.194	1:19.567	1:34.692	328.8	1:52:24.302
24	3	3:29.828	32.975	1:20.636	1:36.217	305.6	1:55:54.130
25	3	3:39.754	35.184	1:24.221	1:40.349	281.7	1:59:33.884
26	3	3:50.449 B	33.821	1:23.595	1:53.033	276.7	2:03:24.333

8 **Audi Sport Team Joest** — Audi R18
1.Lucas DI GRASSI 2.Loïc DUVAL 3.Oliver JARVIS — LMP1 - H

Lap	D	Time	Sector 1	Sector 2	Sector 3	T. Spd	Elapsed
1	3	50:18.570	...	1:24.066	1:39.398	282.5	50:18.570
2	3	3:31.934	32.494	1:20.566	1:38.874	314.5	53:50.504
3	3	4:03.726	32.954	1:46.899	1:43.873	322.0	57:54.230
4	3	3:39.430	35.026	1:22.646	1:41.758	299.7	1:01:33.660
5	3	3:26.750	33.342	1:18.780	1:34.628	315.4	1:05:00.410
6	3	3:37.067 B	32.543	1:17.736	1:46.788	322.9	1:08:37.477
7	2	4:37.983	1:42.639	1:19.447	1:35.897	330.8	1:13:15.460
8	2	4:06.140	32.261	1:19.249	2:14.630	313.6	1:17:21.600
9	2	3:38.519 B	32.751	1:18.095	1:47.673	312.7	1:21:00.119
10	2	4:54.874	1:55.485	1:23.300	1:36.089	314.5	1:25:54.993
11	2	3:55.789	56.538	1:21.496	1:37.755	323.9	1:29:50.782
12	2	3:30.619	33.415	1:19.501	1:37.703	343.4	1:33:21.401
13	2	3:26.247	32.852	1:19.555	1:33.840	308.2	1:36:47.648
14	2	3:32.410 B	32.702	1:18.125	1:41.583	327.8	1:40:20.058
15	1	4:45.143	1:49.733	1:19.410	1:36.000	326.8	1:45:05.201
16	1	3:22.823	31.858	1:18.392	1:32.573	310.0	1:48:28.024
17	1	3:28.750	33.496	1:18.919	1:36.335	327.8	1:51:56.774
18	1	3:25.900	31.863	1:18.745	1:35.292	315.4	1:55:22.674
19	1	3:22.466	31.876	1:17.755	1:32.835	310.9	1:58:45.140
20	1	3:24.692	32.889	1:18.579	1:33.224	303.0	2:02:09.832

12 **Rebellion Racing** — Rebellion R-One - AER
1.Nicolas PROST 2.Nick HEIDFELD 3.Nelson PIQUET JR — LMP1

Lap	D	Time	Sector 1	Sector 2	Sector 3	T. Spd	Elapsed
1	3	4:17.405	1:08.732	1:24.430	1:44.243	281.7	4:17.405
2	3	3:32.312	33.795	1:20.657	1:37.860	315.4	7:49.717
3	3	3:31.851	33.795	1:19.687	1:38.369	332.9	11:21.568
4	3	3:28.844	32.753	1:19.510	1:36.581	331.8	14:50.412
5	3	3:27.348	32.664	1:19.150	1:35.534	334.9	18:17.760
6	3	4:53.091 B	35.186	1:59.930	2:17.975	215.1	23:10.851
7	1	6:53.052	3:48.450	1:23.682	1:40.920	322.0	30:03.903
8	1	6:01.433 B	33.724	1:21.174	4:06.535	331.8	36:05.336
9	1	12:30.739	9:21.034	1:24.173	1:45.532	296.4	48:36.075
10	1	3:43.327	36.531	1:23.142	1:43.654	329.8	52:19.402
11	1	4:09.640	35.752	1:45.900	1:47.988	324.9	56:29.042
12	1	4:00.308	56.750	1:24.209	1:39.349	329.8	1:00:29.350
13	1	3:43.353 B	33.477	1:21.041	1:48.835	330.8	1:04:12.703
14	2	7:12.133	4:06.173	1:23.976	1:41.984	312.7	1:11:24.836
15	2	4:26.539	35.761	1:26.051	2:24.727	255.7	1:15:51.375
16	2	3:57.255	35.697	1:21.608	1:59.950	327.8	1:19:48.630
17	2	3:36.661	37.304	1:21.502	1:37.855	330.8	1:23:25.291
18	2	4:08.736 B	59.282	1:23.823	1:45.631	318.2	1:27:34.027
19	2	6:57.652	3:45.905	1:22.326	1:49.421	325.8	1:34:31.679
20	2	3:41.267 B	32.908	1:19.513	1:48.846	330.8	1:38:12.946
21	2	5:23.893	2:13.231	1:22.420	1:48.242	328.8	1:43:36.839
22	2	3:38.178	33.334	1:25.878	1:38.966	238.3	1:47:15.017
23	2	3:32.240	34.143	1:19.732	1:38.365	329.8	1:50:47.257
24	2	3:41.085	34.727	1:21.866	1:44.492	332.9	1:54:28.342
25	2	3:27.953	32.822	1:19.156	1:35.975	332.9	1:57:56.295
26	2	3:38.958 B	32.627	1:20.324	1:46.007	328.8	2:01:35.253

13 **Rebellion Racing** — Rebellion R-One - AER
1.Mathéo TUSCHER 2.Alexandre IMPERATORI 3.Dominik KRAIHAMER — LMP1

Lap	D	Time	Sector 1	Sector 2	Sector 3	T. Spd	Elapsed
1	1	4:30.272	1:16.740	1:28.228	1:45.304	294.0	4:30.272
2	1	3:37.180	34.180	1:23.206	1:39.794	304.7	8:07.452
3	1	3:31.172	33.283	1:21.487	1:36.402	329.8	11:38.624
4	1	3:30.295	33.492	1:20.551	1:36.252	332.9	15:08.919
5	1	3:36.273 B	32.823	1:19.773	1:43.677	330.8	18:45.192
6	3	6:56.312	3:55.507	1:21.299	1:39.506	326.8	25:41.504
7	3	3:29.234	32.737	1:19.707	1:36.790	326.8	29:10.738
8	3	4:26.475 B	32.646	1:21.804	2:32.025	315.4	33:37.213
9	3	13:42.671	...	1:23.494	1:40.399	324.9	47:19.884
10	3	3:26.586	32.435	1:19.106	1:35.045	331.8	50:46.470
11	3	3:42.243	36.319	1:22.930	1:42.994	324.9	54:28.713
12	3	4:11.612 B	33.682	1:43.709	1:54.221	330.8	58:40.325
13	2	8:09.487	5:02.537	1:26.525	1:40.425	327.8	1:06:49.812
14	2	3:29.825	33.120	1:20.090	1:36.615	326.8	1:10:19.637
15	2	3:43.795	32.658	1:24.473	1:46.664	298.8	1:14:03.432
16	2	4:09.663	33.719	1:20.400	2:15.544	326.8	1:18:13.095
17	2	3:38.836 B	34.027	1:20.933	1:43.876	329.8	1:21:51.931
18	1	8:21.466	5:15.133	1:26.401	1:39.932	307.3	1:30:13.397
19	1	3:32.339	33.112	1:21.129	1:38.098	328.8	1:33:45.736
20	1	3:31.098	33.403	1:21.216	1:36.479	329.8	1:37:16.834
21	1	3:34.806	33.702	1:21.801	1:39.303	328.8	1:40:51.640
22	1	3:33.480	33.517	1:22.444	1:37.519	327.8	1:44:25.120
23	1	3:32.449	33.745	1:20.746	1:37.958	328.8	1:47:57.569

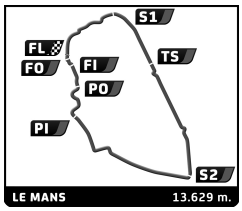

FIA WEC

84º Edition des 24 Heures du Mans

Qualifying Practice 1

Sector Analysis

Personal Best | Session Best | B Crossing the finish line in pit lane

Lap	D	Time	Sector 1	Sector 2	Sector 3	T. Spd	Elapsed
24	1	3:29.469	33.028	1:20.076	1:36.365	330.8	1:51:27.038
25	1	3:34.754	33.533	1:20.370	1:40.851	329.8	1:55:01.792
26	1	3:30.704	33.038	1:19.964	1:37.702	329.8	1:58:32.496
27	1	3:28.034	32.729	1:19.420	1:35.885	329.8	2:02:00.530

22 — SO24 I By Lombard Racing — Ligier JS P2 - Judd — LMP2

1.Vincent CAPILLAIRE 2.Erik MARIS 3.Jonathan COLEMAN

Lap	D	Time	Sector 1	Sector 2	Sector 3	T. Spd	Elapsed
1	3	14:38.086 B	9:09.482	2:04.752	3:23.852	215.5	14:38.086
2	3	1:35:25.986	...	1:33.450	1:49.135	254.5	1:50:04.072
3	3	3:51.241	37.035	1:28.062	1:46.144	294.8	1:53:55.313
4	3	3:48.585	35.713	1:27.775	1:45.097	295.6	1:57:43.898
5	3	3:50.218	35.900	1:29.011	1:45.307	292.4	2:01:34.116

23 — Panis Barthez Competition — Ligier JS P2 - Nissan — LMP2

1.Fabien BARTHEZ 2.Paul Loup CHATIN 3.Timothé BURET

Lap	D	Time	Sector 1	Sector 2	Sector 3	T. Spd	Elapsed
1	1	8:21.709	4:59.195	1:32.428	1:50.086	294.0	8:21.709
2	1	3:52.371	36.849	1:28.781	1:46.741	298.0	12:14.080
3	1	3:52.274	36.803	1:28.885	1:46.586	295.6	16:06.354
4	1	3:53.540	37.785	1:29.264	1:46.491	299.7	19:59.894
5	1	3:50.975	36.184	1:28.533	1:46.258	298.8	23:50.869
6	1	4:02.326 B	37.337	1:28.456	1:56.533	298.0	27:53.195
7	3	7:29.213 B	2:21.616	1:29.717	3:37.880	292.4	35:22.408
8	3	12:44.101	9:21.489	1:33.669	1:48.943	260.0	48:06.509
9	3	3:48.610	35.525	1:28.135	1:44.950	297.2	51:55.119
10	3	4:15.719	34.974	1:49.096	1:51.649	297.2	56:10.838
11	3	4:24.021 B	45.246	1:43.835	1:54.940	297.2	1:00:34.859
12	2	6:16.515	3:02.461	1:30.282	1:43.772	251.6	1:06:51.374
13	2	3:39.566	34.229	1:25.413	1:39.924	302.2	1:10:30.940
14	2	4:31.518	34.059	1:29.021	2:28.438	301.3	1:15:02.458
15	2	4:28.095	34.405	1:25.458	2:28.232	298.0	1:19:30.553
16	2	3:47.124	34.485	1:27.392	1:45.247	298.8	1:23:17.677
17	2	4:22.973 B	1:00.225	1:29.896	1:52.852	296.4	1:27:40.650
18	2	10:16.342	6:47.386	1:36.551	1:52.405	273.9	1:37:56.992
19	2	3:39.470	34.090	1:24.837	1:40.543	297.2	1:41:36.462
20	2	3:51.946	34.871	1:26.450	1:50.625	303.0	1:45:28.408
21	2	3:42.267	34.093	1:24.900	1:43.274	299.7	1:49:10.675
22	2	3:40.052	34.013	1:24.864	1:41.175	300.5	1:52:50.727
23	2	3:55.653 B	35.037	1:26.730	1:53.886	298.8	1:56:46.380

25 — Algarve Pro Racing — Ligier JS P2 - Nissan — LMP2

1.Michael MUNEMANN 2.Christopher HOY 3.Andrea PIZZITOLA

Lap	D	Time	Sector 1	Sector 2	Sector 3	T. Spd	Elapsed
1	3	4:11.005	45.997	1:32.736	1:52.272	268.4	4:11.005
2	3	3:57.630	36.945	1:33.362	1:47.323	300.5	8:08.635
3	3	4:20.837 B	35.886	1:28.374	2:16.577	300.5	12:29.472
4	3	34:54.720	...	1:30.700	1:45.144	290.0	47:24.192
5	3	3:44.185	35.030	1:26.980	1:42.175	298.8	51:08.377
6	3	4:18.564 B	34.771	1:46.949	1:56.844	298.8	55:26.941
7	1	6:31.945	2:48.223	1:44.679	1:59.043	279.5	1:01:58.886
8	1	4:07.218	39.305	1:34.584	1:53.329	296.4	1:06:06.104
9	1	4:05.645	38.854	1:33.097	1:53.694	301.3	1:10:11.749
10	1	4:29.857	38.329	1:33.797	2:17.731	261.3	1:14:41.606
11	1	4:47.922 B	38.012	1:31.209	2:38.701	294.8	1:19:29.528
12	2	5:46.476	2:18.832	1:35.238	1:52.406	203.3	1:25:16.004
13	2	4:28.068	1:04.451	1:33.506	1:50.111	294.8	1:29:44.072
14	2	4:01.542	37.239	1:29.720	1:54.583	295.6	1:33:45.614
15	2	3:58.308	37.587	1:30.975	1:49.746	296.4	1:37:43.922
16	2	4:04.875 B	37.135	1:29.526	1:58.214	297.2	1:41:48.797
17	3	5:23.711	2:07.073	1:28.770	1:47.868	297.2	1:47:12.508
18	3	3:47.594	36.029	1:27.570	1:43.995	298.0	1:51:00.102
19	3	3:46.895	35.424	1:27.347	1:44.124	296.4	1:54:46.997
20	3	3:46.521	35.614	1:27.232	1:43.675	299.7	1:58:33.518
21	3	3:51.754 B	34.896	1:26.730	1:50.128	298.8	2:02:25.272

26 — G-Drive Racing — Oreca 05 - Nissan — LMP2

1.Roman RUSINOV 2.Will STEVENS 3.René RAST

Lap	D	Time	Sector 1	Sector 2	Sector 3	T. Spd	Elapsed
1	3	4:10.052	54.386	1:29.293	1:46.373	269.8	4:10.052
2	3	3:38.878	34.137	1:24.931	1:39.810	302.2	7:48.930
3	3	3:39.825	33.990	1:24.385	1:41.450	301.3	11:28.755
4	3	3:37.168	33.930	1:24.427	1:38.811	302.2	15:05.923
5	3	3:49.031 B	34.626	1:25.346	1:49.059	306.5	18:54.954
6	3	7:04.883	3:55.831	1:26.400	1:42.652	301.3	25:59.837
7	3	3:40.939	34.307	1:25.498	1:41.134	299.7	29:40.776
8	3	5:38.772 B	34.539	1:26.971	3:37.262	300.5	35:19.548
9	1	12:07.346	8:52.472	1:29.330	1:45.544	296.4	47:26.894
10	1	3:44.429	34.591	1:26.962	1:42.876	300.5	51:11.323
11	1	4:09.581	34.920	1:45.426	1:49.235	299.7	55:20.904
12	1	4:11.774	34.900	1:47.499	1:49.375	299.7	59:32.678
13	1	3:45.343	35.590	1:27.447	1:42.306	299.7	1:03:18.021
14	1	3:58.598 B	34.575	1:28.240	1:55.783	305.6	1:07:16.619
15	2	5:39.496	2:23.800	1:28.484	1:47.212	298.8	1:12:56.115
16	2	4:26.349	35.885	1:27.198	2:23.266	298.0	1:17:22.464
17	2	3:45.897	35.153	1:26.706	1:44.038	300.5	1:21:08.361
18	2	3:51.589	38.949	1:29.389	1:43.251	297.2	1:24:59.950
19	2	4:14.489	59.494	1:30.157	1:44.838	296.4	1:29:14.439
20	2	4:09.767 B	34.854	1:26.197	2:08.716	300.5	1:33:24.206
21	3	6:07.469	2:58.962	1:27.890	1:40.617	298.0	1:39:31.675
22	3	3:36.605	33.616	1:24.091	1:38.898	303.0	1:43:08.280
23	3	3:43.802	36.260	1:25.083	1:42.459	303.9	1:46:52.082
24	3	3:40.931	33.581	1:24.729	1:42.621	303.9	1:50:33.013
25	3	3:45.588 B	33.739	1:24.739	1:47.110	299.7	1:54:18.601

27 — SMP Racing — BR01 - Nissan — LMP2

1.Nicolas MINASSIAN 2.Maurizio MEDIANI 3.Mikhail ALESHIN

Lap	D	Time	Sector 1	Sector 2	Sector 3	T. Spd	Elapsed
1	3	9:30.366	6:13.073	1:30.564	1:46.729	292.4	9:30.366
2	3	3:47.824	36.635	1:27.320	1:43.869	297.2	13:18.190
3	3	4:11.182	34.841	1:26.837	2:09.504	301.3	17:29.372
4	3	3:46.776	37.543	1:26.689	1:42.544	297.2	21:16.148
5	3	3:43.258	34.785	1:26.152	1:42.321	299.7	24:59.406
6	3	3:53.276 B	36.883	1:26.352	1:50.041	299.7	28:52.682
7	3	7:57.870 B	1:54.167	1:29.251	4:34.452	298.0	36:50.552
8	3	11:31.739	8:17.057	1:27.746	1:46.936	299.7	48:22.291
9	3	3:46.526	34.740	1:27.409	1:44.377	298.0	52:08.817
10	3	4:22.508 B	34.544	1:48.000	1:59.964	301.3	56:31.325
11	3	8:13.746	5:02.594	1:27.983	1:43.169	297.2	1:04:45.071
12	3	3:41.380	34.547	1:25.223	1:41.610	300.5	1:08:26.451
13	3	3:41.132	34.405	1:25.513	1:41.214	298.8	1:12:07.583
14	3	4:35.820 B	38.822	1:27.123	2:29.875	301.3	1:16:43.403
15	1	6:36.680	3:21.314	1:29.299	1:46.067	281.0	1:23:20.083
16	1	4:23.390 B	59.525	1:30.919	1:52.946	297.2	1:27:43.473
17	1	5:54.161	2:41.512	1:26.917	1:45.732	299.7	1:33:37.634
18	1	3:43.403	34.634	1:26.093	1:42.676	297.2	1:37:21.037
19	1	3:42.887	34.600	1:25.901	1:42.386	298.8	1:41:03.924
20	1	3:55.006 B	36.575	1:27.683	1:50.748	299.7	1:44:58.930

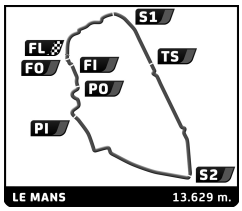

FIA WEC

84º Edition des 24 Heures du Mans

Qualifying Practice 1

Sector Analysis

Personal Best | Session Best | B Crossing the finish line in pit lane

Lap	D	Time	Sector 1	Sector 2	Sector 3	T. Spd	Elapsed
21	2	5:40.611	2:21.442	1:29.373	1:49.796	297.2	1:50:39.541
22	2	3:49.478	36.140	1:28.963	1:44.375	295.6	1:54:29.019
23	2	3:44.798	34.730	1:26.865	1:43.203	299.7	1:58:13.817
24	2	3:49.868	36.674	1:28.845	1:44.349	299.7	2:02:03.685

28 Pegasus Racing — Morgan - Nissan, LMP2

1.Inès TAITTINGER, 2.Rémy STRIEBIG, 3.Léo ROUSSEL

Lap	D	Time	Sector 1	Sector 2	Sector 3	T. Spd	Elapsed
1	3	4:11.142	56.392	1:30.261	1:44.489	286.2	4:11.142
2	3	3:44.854	35.380	1:27.794	1:41.680	295.6	7:55.996
3	3	3:42.049	34.888	1:26.058	1:41.103	295.6	11:38.045
4	3	3:45.396	35.628	1:26.660	1:43.108	293.2	15:23.441
5	3	3:42.790	34.873	1:26.351	1:41.566	295.6	19:06.231
6	3	3:55.677 B	34.973	1:26.214	1:54.490	297.2	23:01.908
7	2	9:09.226	5:30.398	1:39.635	1:59.193	278.1	32:11.134
8	2	10:49.415 B	1:30.799	4:31.771	4:46.845	73.3	43:00.549
9	2	17:50.546	...	1:47.031	1:58.236	251.6	1:00:51.095
10	2	4:09.538	39.113	1:33.523	1:56.902	291.6	1:05:00.633
11	2	4:07.279	38.696	1:32.823	1:55.760	291.6	1:09:07.912
12	2	4:08.011	38.776	1:33.085	1:56.150	291.6	1:13:15.923
13	2	4:44.122 B	38.087	1:32.669	2:33.366	292.4	1:18:00.045
14	1	7:12.793	3:35.982	1:35.042	2:01.769	292.4	1:25:12.838
15	1	4:44.042	1:05.433	1:39.953	1:58.656	265.8	1:29:56.880
16	1	4:08.255	38.871	1:33.193	1:56.191	281.0	1:34:05.135
17	1	4:10.871	40.081	1:33.470	1:57.320	290.8	1:38:16.006
18	1	4:09.420	38.271	1:33.381	1:57.768	294.0	1:42:25.426
19	1	4:04.803	38.143	1:32.949	1:53.711	279.5	1:46:30.229
20	1	4:20.084 B	37.586	1:33.593	2:08.905	292.4	1:50:50.313

30 Extreme Speed Motorsports — Ligier JS P2 - Nissan, LMP2

1.Scott SHARP, 2.Ed BROWN, 3.Johannes VAN OVERBEEK

Lap	D	Time	Sector 1	Sector 2	Sector 3	T. Spd	Elapsed
1	3	4:08.899	50.436	1:30.483	1:47.980	280.3	4:08.899
2	3	3:42.414	34.660	1:26.006	1:41.748	299.7	7:51.313
3	3	3:42.986	34.934	1:25.423	1:42.629	302.2	11:34.299
4	3	3:50.252 B	34.744	1:25.260	1:50.248	301.3	15:24.551
5	1	7:35.545	4:22.271	1:27.762	1:45.512	298.8	23:00.096
6	1	3:48.343	37.170	1:27.176	1:43.997	303.0	26:48.439
7	1	3:48.659	35.846	1:27.042	1:45.771	299.7	30:37.098
8	1	7:22.134 B	35.885	2:14.897	4:31.352	300.5	37:59.232
9	2	10:54.274	6:43.436	1:56.944	2:13.894	234.7	48:53.506
10	2	4:30.472	45.956	1:40.922	2:03.594	290.0	53:23.978
11	2	5:00.462	43.398	2:02.019	2:15.045	294.0	58:24.440
12	2	4:23.298	41.970	1:35.851	2:05.477	295.6	1:02:47.738
13	2	4:50.213 B	44.599	1:44.647	2:20.967	265.8	1:07:37.951
14	1	6:38.488	3:08.336	1:27.223	2:02.929	298.8	1:14:16.439
15	1	4:27.388	35.613	1:27.451	2:24.324	299.7	1:18:43.827
16	1	3:52.663	38.629	1:28.813	1:45.221	300.5	1:22:36.490
17	1	4:18.539	56.908	1:30.278	1:51.353	299.7	1:26:55.029
18	1	4:13.094 B	44.747	1:30.377	1:57.970	283.9	1:31:08.123
19	3	5:39.625	2:27.730	1:28.409	1:43.486	301.3	1:36:47.748
20	3	3:44.004	35.485	1:26.736	1:41.783	300.5	1:40:31.752
21	3	3:41.406	34.413	1:25.433	1:41.560	299.7	1:44:13.158
22	3	3:46.276	34.378	1:26.372	1:45.526	303.0	1:47:59.434
23	3	3:43.086	34.475	1:25.970	1:42.641	304.7	1:51:42.520
24	3	3:51.548 B	34.685	1:26.359	1:50.504	300.5	1:55:34.068

31 Extreme Speed Motorsports — Ligier JS P2 - Nissan, LMP2

1.Ryan DALZIEL, 2.Luis Felipe DERANI, 3.CHRIS CUMMING

Lap	D	Time	Sector 1	Sector 2	Sector 3	T. Spd	Elapsed
1	1	4:20.369	1:01.198	1:29.403	1:49.768	285.4	4:20.369
2	1	3:45.410	35.189	1:26.877	1:43.344	299.7	8:05.779
3	1	3:43.650	34.440	1:26.007	1:43.203	298.8	11:49.429
4	1	3:40.505	34.315	1:25.262	1:40.928	300.5	15:29.934
5	1	3:53.044 B	34.782	1:25.590	1:52.672	299.7	19:22.978
6	3	5:45.610	2:25.575	1:30.876	1:49.159	296.4	25:08.588
7	3	3:53.898	36.558	1:28.622	1:48.718	298.0	29:02.486
8	3	4:52.952 B	36.688	1:29.127	2:47.137	297.2	33:55.438
9	3	15:52.778	...	1:34.916	2:02.556	295.6	49:48.216
10	3	4:03.829 B	38.054	1:30.862	1:54.913	298.8	53:52.045
11	2	6:11.493	2:29.214	1:48.682	1:53.597	295.6	1:00:03.538
12	2	3:47.934	35.448	1:27.705	1:44.781	298.0	1:03:51.472
13	2	3:53.185	35.113	1:28.059	1:50.013	303.0	1:07:44.657
14	2	3:52.699	35.070	1:28.621	1:49.008	301.3	1:11:37.356
15	2	4:44.490 B	37.851	1:30.895	2:35.744	253.9	1:16:21.846
16	2	15:49.064	...	1:28.064	1:44.168	298.8	1:32:10.910
17	2	3:40.839	34.341	1:25.485	1:41.013	300.5	1:35:51.749
18	2	3:52.006 B	34.226	1:27.096	1:50.684	292.4	1:39:43.755
19	2	8:58.198	5:44.189	1:28.067	1:45.942	298.8	1:48:41.953
20	2	3:47.638	34.307	1:27.066	1:46.265	298.0	1:52:29.591
21	2	3:41.669	33.949	1:25.954	1:41.766	303.9	1:56:11.260
22	2	3:39.366	34.006	1:25.006	1:40.354	301.3	1:59:50.626
23	2	3:52.838 B	34.020	1:25.546	1:53.272	299.7	2:03:43.464

33 Eurasia Motorsport — Oreca 05 - Nissan, LMP2

1.Junjin PU, 2.Tristan GOMMENDY, 3.Nico Pieter DE BRUIJN

Lap	D	Time	Sector 1	Sector 2	Sector 3	T. Spd	Elapsed
1	3	7:06.221	3:38.128	1:37.073	1:51.020	204.5	7:06.221
2	3	3:51.705	36.120	1:27.396	1:48.189	298.8	10:57.926
3	3	3:46.155	35.166	1:27.147	1:43.842	298.8	14:44.081
4	3	3:48.299	34.832	1:25.954	1:47.513	302.2	18:32.380
5	3	3:58.966 B	35.854	1:28.956	1:54.156	293.2	22:31.346
6	2	5:25.965	2:16.253	1:27.370	1:42.342	297.2	27:57.311
7	2	3:45.157	34.762	1:25.802	1:44.593	298.0	31:42.468
8	2	9:24.849 B	34.606	4:12.616	4:37.627	77.2	41:07.317
9	2	6:52.066	3:33.540	1:32.542	1:45.984	239.3	47:59.383
10	2	3:40.631	34.471	1:25.259	1:40.901	299.7	51:40.014
11	2	4:18.775 B	34.372	1:47.089	1:57.314	302.2	55:58.789
12	1	6:03.275	2:34.034	1:31.277	1:57.964	271.1	1:02:02.064
13	1	4:00.227	38.966	1:30.990	1:50.271	300.5	1:06:02.291
14	1	3:56.197	38.324	1:28.807	1:49.066	299.7	1:09:58.488
15	1	4:02.653	36.255	1:29.291	1:57.107	297.2	1:14:01.141
16	1	4:35.386	36.285	1:29.069	2:30.032	299.7	1:18:36.527

34 Race Performance — Oreca 03R - Judd, LMP2

1.Nicolas LEUTWILER, 2.Shinji NAKANO, 3.James WINSLOW

Lap	D	Time	Sector 1	Sector 2	Sector 3	T. Spd	Elapsed
1	2	4:24.527	1:05.789	1:30.073	1:48.665	291.6	4:24.527
2	2	3:51.401	36.806	1:30.119	1:44.476	278.8	8:15.928
3	2	3:44.353	34.853	1:26.320	1:43.180	297.2	12:00.281
4	2	3:54.551	37.301	1:27.253	1:49.997	297.2	15:54.832
5	2	3:44.153	35.239	1:26.646	1:42.268	299.7	19:38.985
6	2	3:43.590	34.721	1:26.237	1:42.632	297.2	23:22.575
7	2	3:57.563 B	36.048	1:27.384	1:54.131	298.0	27:20.138
8	1	22:15.683	...	1:30.619	1:53.616	293.2	49:35.821

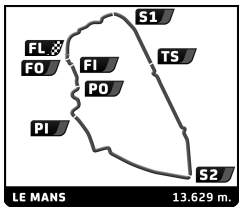

FIA WEC

84º Edition des 24 Heures du Mans

Qualifying Practice 1

Sector Analysis

Personal Best | Session Best | B Crossing the finish line in pit lane

Lap	D	Time	Sector 1	Sector 2	Sector 3	T. Spd	Elapsed
9	1	3:57.436	36.693	1:31.587	1:49.156	297.2	53:33.257
10	1	4:18.645	36.688	1:50.254	1:51.703	296.4	57:51.902
11	1	3:58.542	37.077	1:29.537	1:51.928	296.4	1:01:50.444
12	1	4:10.252 B	36.235	1:28.312	2:05.705	296.4	1:06:00.696
13	1	15:11.234	...	1:30.040	1:49.482	295.6	1:21:11.930
14	1	3:56.948	38.254	1:31.031	1:47.663	289.3	1:25:08.878
15	1	4:17.932	59.634	1:30.968	1:47.330	294.0	1:29:26.810
16	1	3:54.763	37.480	1:28.935	1:48.348	294.0	1:33:21.573
17	1	3:51.848	36.306	1:28.687	1:46.855	298.8	1:37:13.421
18	1	4:04.417 B	36.727	1:28.802	1:58.888	295.6	1:41:17.838
19	3	5:53.808	2:22.875	1:36.606	1:54.327	237.2	1:47:11.646
20	3	4:11.329	41.273	1:35.479	1:54.577	268.4	1:51:22.975
21	3	4:11.691	42.971	1:32.575	1:56.145	291.6	1:55:34.666
22	3	4:08.150	38.035	1:33.302	1:56.813	293.2	1:59:42.816
23	3	4:56.945 B	38.128	1:36.288	2:42.529	244.2	2:04:39.761

35 Baxi DC Racing Alpine — Alpine A460 - Nissan — LMP2

1.David CHENG
2.Ho-Pin TUNG
3.Nelson PANCIATICI

Lap	D	Time	Sector 1	Sector 2	Sector 3	T. Spd	Elapsed
1	1	5:19.501	1:46.574	1:39.252	1:53.675	259.4	5:19.501
2	1	3:56.850	38.827	1:29.810	1:48.213	303.0	9:16.351
3	1	3:54.018	36.586	1:29.961	1:47.471	298.8	13:10.369
4	1	4:18.006	37.933	1:29.590	2:10.483	298.8	17:28.375
5	1	4:04.969 B	41.066	1:28.946	1:54.957	300.5	21:33.344
6	3	6:22.026	2:57.520	1:35.930	1:48.576	258.2	27:55.370
7	3	3:37.175	33.941	1:24.077	1:39.157	302.2	31:32.545
8	3	9:20.770 B	34.951	4:10.502	4:35.317	77.9	40:53.315
9	3	10:52.342 B	7:23.106	1:30.522	1:58.714	295.6	51:45.657
10	3	12:18.499	8:59.384	1:31.680	1:47.435	293.2	1:04:04.156
11	3	3:52.436	36.907	1:32.215	1:43.314	288.5	1:07:56.592
12	3	3:40.896	33.972	1:24.885	1:42.039	303.0	1:11:37.488
13	3	4:43.817 B	37.483	1:28.899	2:37.435	271.1	1:16:21.305
14	2	6:20.670	3:07.280	1:28.584	1:44.806	302.2	1:22:41.975
15	2	4:14.302	1:01.319	1:29.151	1:43.832	297.2	1:26:56.277
16	2	3:59.043	43.785	1:27.723	1:47.535	298.0	1:30:55.320
17	2	3:42.598	34.610	1:26.116	1:41.872	303.9	1:34:37.918
18	2	3:53.608 B	34.775	1:26.121	1:52.712	301.3	1:38:31.526
19	1	5:37.425	2:20.462	1:29.739	1:47.224	299.7	1:44:08.951
20	1	3:48.444	36.141	1:27.567	1:44.736	302.2	1:47:57.395
21	1	3:57.011 B	35.588	1:27.556	1:53.867	302.2	1:51:54.406
22	1	6:18.662	3:04.805	1:27.993	1:45.864	300.5	1:58:13.068
23	1	3:52.274	37.042	1:29.266	1:45.966	297.2	2:02:05.342

36 Signatech Alpine — Alpine A460 - Nissan — LMP2

1.Gustavo MENEZES
2.Nicolas LAPIERRE
3.Stéphane RICHELMI

Lap	D	Time	Sector 1	Sector 2	Sector 3	T. Spd	Elapsed
1	2	4:29.489	1:12.759	1:27.160	1:49.570	295.6	4:29.489
2	2	3:45.407	34.030	1:27.588	1:43.789	303.0	8:14.896
3	2	3:41.472	33.905	1:25.251	1:42.316	303.0	11:56.368
4	2	3:38.418	33.986	1:24.474	1:39.958	302.2	15:34.786
5	2	4:03.471	34.359	1:27.257	2:01.855	281.7	19:38.257
6	2	3:37.740	33.767	1:24.176	1:39.797	300.5	23:15.997
7	2	3:54.254 B	33.972	1:24.125	1:56.157	304.7	27:10.251
8	3	5:20.773	1:53.194	1:28.305	1:59.274	299.7	32:31.024
9	3	10:36.626 B	1:25.314	4:22.362	4:48.950	79.3	43:07.650
10	3	4:49.276	1:33.538	1:30.260	1:45.478	295.6	47:56.926
11	3	3:42.549	34.417	1:26.176	1:41.956	298.8	51:39.475
12	3	4:39.864 B	34.567	1:45.886	2:19.411	302.2	56:19.339
13	3	6:14.128	3:02.536	1:26.902	1:44.690	299.7	1:02:33.467
14	3	3:44.201	34.876	1:26.018	1:43.307	301.3	1:06:17.668
15	3	3:54.044 B	35.658	1:26.138	1:52.248	303.0	1:10:11.712
16	1	5:57.012	2:02.262	1:28.880	2:25.870	265.1	1:16:08.724
17	1	4:03.017 B	36.378	1:29.218	1:57.421	299.7	1:20:11.741
18	1	8:08.916	4:51.992	1:29.685	1:47.239	298.8	1:28:20.657
19	1	3:43.136	34.781	1:26.136	1:42.219	298.8	1:32:03.793
20	1	3:50.638 B	34.757	1:26.186	1:49.695	300.5	1:35:54.431
21	2	8:53.753	5:38.584	1:26.730	1:48.439	271.1	1:44:48.184
22	2	3:37.225	33.852	1:24.468	1:38.905	299.7	1:48:25.409
23	2	3:51.516 B	35.563	1:26.259	1:49.694	302.2	1:52:16.925
24	2	7:08.882	4:00.188	1:27.436	1:41.258	299.7	1:59:25.807
25	2	3:37.518	33.862	1:24.398	1:39.258	302.2	2:03:03.325

37 SMP Racing — BR01 - Nissan — LMP2

1.Vitaly PETROV
2.Victor SHAYTAR
3.Kirill LADYGIN

Lap	D	Time	Sector 1	Sector 2	Sector 3	T. Spd	Elapsed
1	2	7:35.232	4:13.058	1:31.717	1:50.457	293.2	7:35.232
2	2	3:51.639	36.715	1:28.090	1:46.834	298.8	11:26.871
3	2	3:45.965	35.510	1:27.006	1:43.449	302.2	15:12.836
4	2	3:45.549	34.890	1:26.410	1:44.249	302.2	18:58.385
5	2	4:01.458 B	35.939	1:28.209	1:57.310	302.2	22:59.843
6	1	5:54.112	2:34.982	1:30.151	1:48.979	232.6	28:53.955
7	1	6:23.077 B	34.582	1:25.535	4:22.960	300.5	35:17.032
8	1	12:46.988	9:24.416	1:32.558	1:50.014	267.8	48:04.020
9	1	3:42.147	34.925	1:25.633	1:41.589	299.7	51:46.167
10	1	4:39.925 B	34.295	1:48.248	2:17.382	302.2	56:26.092
11	1	11:19.393	8:01.692	1:28.152	1:49.549	303.0	1:07:45.485
12	1	3:50.789	35.390	1:26.863	1:48.536	303.0	1:11:36.274
13	1	4:42.693 B	36.542	1:29.466	2:36.685	257.6	1:16:18.967
14	3	8:11.873	4:53.791	1:28.960	1:49.122	302.2	1:24:30.840
15	3	4:12.520	57.148	1:29.810	1:45.562	302.2	1:28:43.360
16	3	3:47.777	34.794	1:27.726	1:45.257	303.9	1:32:31.137
17	3	3:45.436	35.495	1:27.004	1:42.937	302.2	1:36:16.573
18	3	3:44.158	34.866	1:26.676	1:42.616	302.2	1:40:00.731
19	3	3:44.590	35.067	1:25.766	1:43.757	303.0	1:43:45.321
20	3	3:54.750 B	35.381	1:26.703	1:52.666	286.2	1:47:40.071

38 G-Drive Racing — Gibson 015S - Nissan — LMP2

1.Simon DOLAN
2.Jake DENNIS
3.Giedo VAN DER GARDE

Lap	D	Time	Sector 1	Sector 2	Sector 3	T. Spd	Elapsed
1	2	4:16.737	58.354	1:30.234	1:48.149	293.2	4:16.737
2	2	3:45.039	35.767	1:26.743	1:42.529	291.6	8:01.776
3	2	3:53.497 B	34.630	1:26.580	1:52.287	292.4	11:55.273
4	2	5:17.818	1:40.725	1:27.479	2:09.614	294.0	17:13.091
5	2	3:51.446	38.410	1:28.104	1:44.932	290.8	21:04.537
6	2	3:40.685	34.187	1:25.598	1:40.900	294.8	24:45.222
7	2	3:47.477	35.099	1:27.603	1:44.775	291.6	28:32.699
8	2	3:50.353	34.088	1:25.504	1:50.761	294.0	32:23.052
9	2	10:40.007 B	1:26.418	4:26.180	4:47.409	77.7	43:03.059
10	1	5:52.615	2:31.177	1:34.646	1:46.792	292.4	48:55.674
11	1	3:55.484	37.188	1:29.776	1:48.520	293.2	52:51.158
12	1	4:21.585	35.747	1:52.780	1:53.058	276.0	57:12.743
13	1	4:00.237	47.501	1:28.603	1:44.133	296.4	1:01:12.980
14	1	3:54.496 B	35.334	1:28.368	1:50.794	291.6	1:05:07.476
15	3	16:14.688	...	1:33.267	1:46.723	290.0	1:21:22.164
16	3	4:13.532	58.225	1:30.652	1:44.655	289.3	1:25:35.696
17	3	4:16.537	58.983	1:29.842	1:47.712	289.3	1:29:52.233
18	3	3:48.999	35.148	1:27.521	1:46.330	296.4	1:33:41.232
19	3	3:52.491 B	34.911	1:27.466	1:50.114	292.4	1:37:33.723

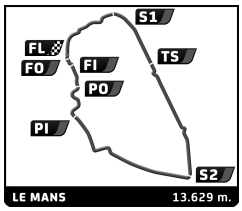

FIA WEC

84º Edition des 24 Heures du Mans

Qualifying Practice 1

Sector Analysis

Personal Best | Session Best | B Crossing the finish line in pit lane

40 — Krohn Racing — Ligier JS P2 - Nissan — LMP2

1.Tracy KROHN
2.Niclas JÖNSSON
3.João BARBOSA

Lap	D	Time	Sector 1	Sector 2	Sector 3	T. Spd	Elapsed
1	2	4:16.440	55.987	1:32.181	1:48.272	276.7	4:16.440
2	2	3:53.137	38.124	1:29.346	1:45.667	297.2	8:09.577
3	2	3:50.446	36.880	1:28.093	1:45.473	299.7	12:00.023
4	2	3:57.357 B	36.506	1:27.994	1:52.857	300.5	15:57.380
5	2	11:33.048	8:19.895	1:28.269	1:44.884	297.2	27:30.428
6	2	3:47.454	35.751	1:27.485	1:44.218	298.0	31:17.882
7	2	8:54.590 B	36.675	3:42.990	4:34.925	78.1	40:12.472
8	1	10:30.731	7:02.184	1:34.702	1:53.845	289.3	50:43.203
9	1	4:10.102	37.947	1:34.376	1:57.779	296.4	54:53.305
10	1	4:35.807	38.673	1:56.324	2:00.810	296.4	59:29.112
11	1	3:59.748	37.916	1:30.567	1:51.265	295.6	1:03:28.860
12	1	4:06.822	38.057	1:36.342	1:52.423	273.2	1:07:35.682
13	1	4:00.492	37.416	1:30.530	1:52.546	298.8	1:11:36.174
14	1	4:46.609 B	38.506	1:31.779	2:36.324	257.6	1:16:22.783
15	3	6:20.847	2:56.909	1:33.543	1:50.395	266.5	1:22:43.630
16	3	4:29.363	1:02.760	1:34.146	1:52.457	281.0	1:27:12.993
17	3	3:55.643	36.925	1:30.358	1:48.360	247.0	1:31:08.636
18	3	3:54.341	36.153	1:29.541	1:48.647	293.2	1:35:02.977
19	3	4:04.428 B	36.273	1:29.454	1:58.701	298.0	1:39:07.405
20	2	10:07.079	6:51.450	1:28.283	1:47.346	298.0	1:49:14.484
21	2	3:47.762	36.758	1:27.990	1:43.014	297.2	1:53:02.246
22	2	3:45.213	35.159	1:26.509	1:43.545	300.5	1:56:47.459
23	2	3:45.378	35.305	1:27.248	1:42.825	298.0	2:00:32.837

41 — Greaves Motorsport — Ligier JS P2 - Nissan — LMP2

1.Memo ROJAS
2.Julien CANAL
3.Nathanaël BERTHON

Lap	D	Time	Sector 1	Sector 2	Sector 3	T. Spd	Elapsed
1	1	6:43.153	3:23.787	1:31.320	1:48.046	287.7	6:43.153
2	1	3:46.730	35.603	1:27.104	1:44.023	294.0	10:29.883
3	1	3:44.625	34.793	1:26.099	1:43.733	297.2	14:14.508
4	1	4:04.314 B	34.764	1:27.434	2:02.116	298.0	18:18.822
5	1	4:57.960 B	1:35.558	1:28.175	1:54.227	294.8	23:16.782
6	3	8:14.629	4:53.459	1:30.398	1:50.772	292.4	31:31.411
7	3	9:18.795 B	35.851	4:06.758	4:36.186	76.9	40:50.206
8	3	6:55.449	3:33.078	1:33.556	1:48.815	287.7	47:45.655
9	3	4:01.235 B	35.645	1:28.848	1:56.742	292.4	51:46.890
10	3	15:20.186 B	...	1:35.572	1:56.722	270.4	1:07:07.076
11	2	9:14.373	5:14.683	1:29.166	2:30.524	295.6	1:16:21.449
12	2	3:52.172	36.573	1:28.007	1:47.592	294.0	1:20:13.621
13	2	3:51.629	38.229	1:28.722	1:44.678	294.8	1:24:05.250
14	2	4:18.804	1:03.071	1:31.471	1:44.262	294.0	1:28:24.054
15	2	3:47.619	35.159	1:27.975	1:44.485	295.6	1:32:11.673
16	2	3:43.915	34.822	1:26.682	1:42.411	296.4	1:35:55.588
17	2	3:58.003 B	36.053	1:28.543	1:53.407	293.2	1:39:53.591
18	3	6:13.530	2:58.614	1:30.294	1:44.622	293.2	1:46:07.121
19	3	3:45.760	35.397	1:27.474	1:42.889	294.8	1:49:52.881
20	3	3:49.381	35.084	1:28.331	1:45.966	264.5	1:53:42.262
21	3	3:45.670	35.215	1:26.966	1:43.489	294.8	1:57:27.932
22	3	3:45.461	35.150	1:27.084	1:43.227	294.0	2:01:13.393

42 — Strakka Racing — Gibson 015S - Nissan — LMP2

1.Nick LEVENTIS
2.Danny WATTS
3.Jonny KANE

Lap	D	Time	Sector 1	Sector 2	Sector 3	T. Spd	Elapsed
1	3	7:23.629	4:08.570	1:29.078	1:45.981	289.3	7:23.629
2	3	3:40.173	34.021	1:25.513	1:40.639	295.6	11:03.802
3	3	3:59.548	34.366	1:34.258	1:50.924	276.7	15:03.350
4	3	3:39.394	34.004	1:24.801	1:40.589	296.4	18:42.744
5	3	3:52.065 B	33.989	1:25.164	1:52.912	298.0	22:34.809
6	3	7:03.185	3:47.848	1:26.816	1:48.521	294.8	29:37.994
7	3	5:46.828 B	35.345	1:30.289	3:41.194	295.6	35:24.822
8	3	20:08.330	...	1:48.008	1:59.129	264.5	55:33.152
9	3	4:15.466	35.648	1:48.646	1:51.172	294.0	59:48.618
10	3	3:41.392	33.906	1:24.553	1:42.933	297.2	1:03:30.010
11	3	4:04.085	35.061	1:32.096	1:56.928	252.2	1:07:34.095
12	3	4:51.644 B	35.344	2:11.707	2:04.593	219.9	1:12:25.739
13	1	22:59.982	...	1:33.360	1:51.697	283.9	1:35:25.721
14	1	3:58.672	36.641	1:30.972	1:51.059	300.5	1:39:24.393
15	1	3:53.086	35.960	1:28.926	1:48.200	294.8	1:43:17.479
16	1	3:57.265	36.992	1:29.111	1:51.162	294.8	1:47:14.744
17	1	4:05.748 B	38.409	1:30.305	1:57.034	292.4	1:51:20.492
18	2	5:09.898	1:56.650	1:28.095	1:45.153	296.4	1:56:30.390
19	2	3:47.824	35.042	1:27.461	1:45.321	294.0	2:00:18.214

43 — RGR Sport by Morand — Ligier JS P2 - Nissan — LMP2

1.Ricardo GONZALEZ
2.Bruno SENNA
3.Filipe ALBUQUERQUE

Lap	D	Time	Sector 1	Sector 2	Sector 3	T. Spd	Elapsed
1	3	9:03.090 B	5:42.044	1:29.352	1:51.694	292.4	9:03.090
2	3	15:37.762	...	1:28.350	1:43.104	295.6	24:40.852
3	3	3:40.899	34.375	1:25.729	1:40.795	299.7	28:21.751
4	3	3:52.818 B	34.405	1:26.155	1:52.258	303.0	32:14.569
5	3	15:17.153	...	1:34.051	1:51.130	258.8	47:31.722
6	3	3:41.018	34.389	1:25.429	1:41.200	298.0	51:12.740
7	3	4:22.447 B	34.308	1:45.402	2:02.737	301.3	55:35.187
8	1	10:49.047	7:36.340	1:28.261	1:44.446	298.0	1:06:24.234
9	1	3:47.618	35.275	1:26.864	1:45.479	298.8	1:10:11.852
10	1	4:04.830	35.840	1:26.985	2:02.005	299.7	1:14:16.682
11	1	4:24.993	35.795	1:27.443	2:21.755	300.5	1:18:41.675
12	1	3:49.316	37.757	1:28.560	1:42.999	295.6	1:22:30.991
13	1	4:34.886 B	57.089	1:31.729	2:06.068	295.6	1:27:05.877
14	2	7:34.747	4:18.306	1:29.561	1:46.880	298.0	1:34:40.624
15	2	3:48.748	35.828	1:28.907	1:44.013	261.3	1:38:29.372
16	2	3:48.044	35.449	1:26.869	1:45.726	298.0	1:42:17.416
17	2	3:51.405 B	35.031	1:27.520	1:48.854	300.5	1:46:08.821
18	2	6:47.768	3:32.390	1:29.827	1:45.551	298.8	1:52:56.589
19	2	3:43.988	34.637	1:25.528	1:43.823	300.5	1:56:40.577
20	2	3:42.470	34.449	1:25.670	1:42.351	298.8	2:00:23.047

44 — Manor — Oreca 05 - Nissan — LMP2

1.Tor GRAVES
2.Matthew RAO
3.Roberto MERHI

Lap	D	Time	Sector 1	Sector 2	Sector 3	T. Spd	Elapsed
1	1	4:23.813	50.155	1:37.576	1:56.082	284.7	4:23.813
2	1	4:01.539	37.143	1:32.093	1:52.303	299.7	8:25.352
3	1	3:56.081	38.591	1:29.977	1:47.513	299.7	12:21.433
4	1	3:52.373	36.465	1:28.873	1:47.035	302.2	16:13.806
5	1	4:06.078 B	37.271	1:29.761	1:59.046	302.2	20:19.884
6	3	6:38.686	3:21.043	1:29.915	1:47.728	302.2	26:58.570
7	3	3:47.417	35.270	1:26.780	1:45.367	304.7	30:45.987
8	3	7:45.357 B	35.054	2:34.740	4:35.563	303.9	38:31.344
9	3	10:30.820	7:10.823	1:30.200	1:49.797	294.8	49:02.164
10	3	3:49.405	36.515	1:28.028	1:44.862	304.7	52:51.569
11	3	4:25.512 B	36.410	1:49.709	1:59.393	273.2	57:17.081
12	3	11:14.299	7:47.286	1:30.406	1:56.607	300.5	1:08:31.380
13	3	3:38.182	33.743	1:24.560	1:39.879	304.7	1:12:09.562
14	3	4:39.839 B	36.377	1:32.128	2:31.334	300.5	1:16:49.401

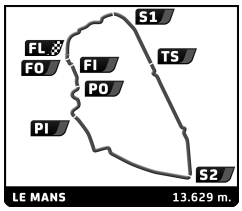

FIA WEC

84º Edition des 24 Heures du Mans

Qualifying Practice 1

Sector Analysis

Personal Best | Session Best | B Crossing the finish line in pit lane

Lap	D	Time	Sector 1	Sector 2	Sector 3	T. Spd	Elapsed
15	2	5:59.664	2:42.223	1:29.546	1:47.895	300.5	1:22:49.065
16	2	4:11.353	55.937	1:30.082	1:45.334	300.5	1:27:00.418
17	2	3:57.498	41.788	1:27.771	1:47.939	282.5	1:30:57.916
18	2	3:44.675	34.522	1:25.647	1:44.506	304.7	1:34:42.591
19	2	3:53.367 B	34.614	1:26.847	1:51.906	303.9	1:38:35.958
20	3	8:02.832	4:45.395	1:29.395	1:48.042	298.8	1:46:38.790
21	3	3:48.156	33.939	1:27.186	1:47.031	302.2	1:50:26.946
22	3	3:43.601	33.915	1:24.436	1:45.250	303.9	1:54:10.547
23	3	3:38.037	34.060	1:24.252	1:39.725	310.0	1:57:48.584
24	3	3:58.548 B	35.920	1:29.653	1:52.975	281.7	2:01:47.132

46 Thiriet By Tds Racing — Oreca 05 - Nissan — LMP2

1.Pierre THIRIET 2.Mathias BECHE 3.Ryo HIRAKAWA

Lap	D	Time	Sector 1	Sector 2	Sector 3	T. Spd	Elapsed
1	2	4:32.105	1:11.399	1:32.061	1:48.645	287.7	4:32.105
2	2	3:48.037	35.424	1:26.959	1:45.654	299.7	8:20.142
3	2	3:51.679 B	34.528	1:26.990	1:50.161	302.2	12:11.821
4	2	5:53.209	2:10.384	1:37.598	2:05.227	274.6	18:05.030
5	2	3:45.860	34.812	1:25.297	1:45.751	303.0	21:50.890
6	2	3:39.989	34.267	1:25.386	1:40.336	302.2	25:30.879
7	2	3:39.375	34.311	1:25.095	1:39.969	299.7	29:10.254
8	2	4:55.923 B	35.535	1:27.432	2:52.956	303.0	34:06.177
9	1	14:11.595	...	1:28.434	1:43.281	297.2	48:17.772
10	1	3:45.043	35.491	1:26.725	1:42.827	302.2	52:02.815
11	1	4:22.876	34.570	1:49.164	1:59.142	300.5	56:25.691
12	1	4:05.233	56.738	1:26.760	1:41.735	298.0	1:00:30.924
13	1	3:43.914	34.809	1:26.041	1:43.064	302.2	1:04:14.838
14	1	3:49.572 B	34.773	1:26.129	1:48.670	300.5	1:08:04.410
15	3	7:04.668	3:11.108	1:27.660	2:25.900	299.7	1:15:09.078
16	3	4:17.036	34.849	1:26.680	2:15.507	298.8	1:19:26.114
17	3	3:45.634	36.688	1:25.950	1:42.996	300.5	1:23:11.748
18	3	4:12.327	1:01.311	1:29.200	1:41.816	298.0	1:27:24.075
19	3	3:52.394 B	34.562	1:25.690	1:52.142	301.3	1:31:16.469
20	3	8:02.400	4:50.078	1:28.123	1:44.199	300.5	1:39:18.869
21	3	3:44.400	34.580	1:25.480	1:44.340	301.3	1:43:03.269
22	3	3:46.067	36.971	1:26.406	1:42.690	299.7	1:46:49.336
23	3	3:54.222 B	35.186	1:26.335	1:52.701	301.3	1:50:43.558
24	2	5:13.624	2:00.875	1:28.375	1:44.374	298.0	1:55:57.182
25	2	3:49.277	35.036	1:27.871	1:46.370	301.3	1:59:46.459
26	2	3:55.097 B	35.105	1:27.032	1:52.960	298.8	2:03:41.556

47 KCMG — Oreca 05 - Nissan — LMP2

1.Tsugio MATSUDA 2.Matthew HOWSON 3.Richard BRADLEY

Lap	D	Time	Sector 1	Sector 2	Sector 3	T. Spd	Elapsed
1	3	4:03.697	50.891	1:28.344	1:44.462	295.6	4:03.697
2	3	3:39.436	34.034	1:25.187	1:40.215	298.8	7:43.133
3	3	3:43.178	34.957	1:25.691	1:42.530	302.2	11:26.311
4	3	3:39.714	34.036	1:24.807	1:40.871	300.5	15:06.025
5	3	3:54.306 B	37.053	1:26.975	1:50.278	303.0	19:00.331
6	3	5:37.530	2:26.435	1:27.835	1:43.260	295.6	24:37.861
7	3	3:42.893	34.216	1:25.607	1:43.070	298.8	28:20.754
8	3	3:39.726	33.954	1:24.550	1:41.222	303.0	32:00.480
9	3	9:57.432 B	1:02.756	4:20.875	4:33.801	78.7	41:57.912
10	1	7:37.381	4:15.233	1:30.707	1:51.441	297.2	49:35.293
11	1	3:48.498	35.676	1:27.517	1:45.305	298.8	53:23.791
12	1	4:18.541	35.925	1:47.899	1:54.717	299.7	57:42.332
13	1	3:52.331	35.813	1:28.775	1:47.743	301.3	1:01:34.663
14	1	3:47.905	36.627	1:27.073	1:44.205	304.7	1:05:22.568
15	1	3:51.279	36.537	1:29.216	1:45.526	302.2	1:09:13.847
16	1	3:49.725	35.049	1:26.286	1:48.390	301.3	1:13:03.572
17	1	4:22.977	35.016	1:26.055	2:21.906	299.7	1:17:26.549
18	1	3:46.958	35.284	1:29.151	1:42.523	299.7	1:21:13.507
19	1	4:16.083 B	57.474	1:28.664	1:49.945	297.2	1:25:29.590
20	3	14:29.005	...	1:33.164	1:51.215	249.3	1:39:58.595
21	3	3:44.447	33.927	1:24.721	1:45.799	299.7	1:43:43.042
22	3	3:40.945	33.922	1:25.593	1:41.430	300.5	1:47:23.987
23	3	3:44.890	34.199	1:26.698	1:43.993	302.2	1:51:08.877
24	3	3:43.805	33.994	1:25.114	1:44.697	301.3	1:54:52.682
25	3	3:52.003 B	34.137	1:26.653	1:51.213	303.9	1:58:44.685

48 Murphy Prototypes — Oreca 03R - Nissan — LMP2

1.Ben KEATING 2.Jeroen BLEEKEMOLEN 3.Marc GOOSSENS

Lap	D	Time	Sector 1	Sector 2	Sector 3	T. Spd	Elapsed
1	2	4:34.567	1:14.748	1:30.917	1:48.902	298.8	4:34.567
2	2	3:47.200	35.529	1:26.250	1:45.421	299.7	8:21.767
3	2	3:43.508	34.938	1:26.128	1:42.442	298.8	12:05.275
4	2	3:45.396	35.113	1:26.082	1:44.201	301.3	15:50.671
5	2	3:53.771	35.952	1:28.703	1:49.116	297.2	19:44.442
6	2	3:43.882	35.138	1:26.103	1:42.641	298.8	23:28.324
7	2	3:59.059 B	36.790	1:27.456	1:54.813	301.3	27:27.383
8	1	32:15.366	...	1:55.567	2:00.157	285.4	59:42.749
9	1	3:56.624	37.037	1:30.610	1:48.977	298.0	1:03:39.373
10	1	3:57.639	38.045	1:30.206	1:49.388	299.7	1:07:37.012
11	1	4:02.432	37.851	1:30.436	1:54.145	300.5	1:11:39.444
12	1	4:44.801 B	37.086	1:30.935	2:36.780	294.0	1:16:24.245
13	3	5:14.843	1:53.279	1:30.797	1:50.767	298.0	1:21:39.088
14	3	4:30.658	1:04.197	1:34.194	1:52.267	292.4	1:26:09.746
15	3	4:33.159 B	1:02.944	1:32.177	1:58.038	298.8	1:30:42.905
16	3	9:03.561	5:36.185	1:31.964	1:55.412	265.8	1:39:46.466
17	3	3:51.377	36.661	1:28.204	1:46.512	299.7	1:43:37.843
18	3	3:49.054	35.851	1:27.184	1:46.019	301.3	1:47:26.897
19	3	3:47.004	35.372	1:26.915	1:44.717	299.7	1:51:13.901
20	3	3:50.283	35.316	1:26.642	1:48.325	298.8	1:55:04.184
21	3	3:49.776	35.390	1:26.730	1:47.656	301.3	1:58:53.960
22	3	3:56.838 B	35.557	1:27.429	1:53.852	303.0	2:02:50.798

49 Michael Shank Racing — Ligier JS P2 - Honda — LMP2

1.John PEW 2.Oswaldo NEGRI JR 3.Laurens VANTHOOR

Lap	D	Time	Sector 1	Sector 2	Sector 3	T. Spd	Elapsed
1	3	5:56.942	2:46.120	1:28.017	1:42.805	291.6	5:56.942
2	3	3:39.355	34.437	1:24.844	1:40.074	298.0	9:36.297
3	3	3:47.597	34.277	1:25.336	1:47.984	301.3	13:23.894
4	3	4:16.769	34.093	1:24.681	2:17.995	298.0	17:40.663
5	3	3:53.966 B	35.565	1:25.083	1:53.318	296.4	21:34.629
6	1	6:41.393	3:13.313	1:33.961	1:54.119	294.0	28:16.022
7	1	4:16.157	37.493	1:31.578	2:07.086	300.5	32:32.179
8	1	10:37.187 B	1:26.151	4:21.408	4:49.628	78.7	43:09.366
9	1	19:46.172	...	1:35.078	1:56.160	267.1	1:02:55.538
10	1	4:13.406	40.206	1:36.297	1:56.903	221.2	1:07:08.944
11	1	4:04.032	37.538	1:31.845	1:54.649	294.8	1:11:12.976
12	1	5:05.216 B	37.825	1:33.045	2:54.346	262.6	1:16:18.192
13	2	7:45.630	4:18.343	1:36.478	1:50.809	257.6	1:24:03.822
14	2	4:25.593	1:03.689	1:33.820	1:48.084	272.5	1:28:29.415
15	2	3:53.674	36.392	1:30.588	1:46.694	287.7	1:32:23.089
16	2	3:50.901	35.608	1:29.854	1:45.439	288.5	1:36:13.990
17	2	4:00.826 B	35.404	1:30.115	1:55.307	289.3	1:40:14.816
18	3	5:39.277	2:29.423	1:26.954	1:42.900	294.8	1:45:54.093
19	3	3:43.540	35.542	1:26.350	1:41.648	301.3	1:49:37.633

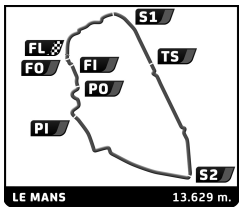

FIA WEC

84º Edition des 24 Heures du Mans

Qualifying Practice 1

Sector Analysis

Personal Best | Session Best | B Crossing the finish line in pit lane

Lap	D	Time	Sector 1	Sector 2	Sector 3	T. Spd	Elapsed
20	3	3:50.793	34.231	1:25.013	1:51.549	295.6	1:53:28.426
21	3	3:39.454	34.256	1:25.236	1:39.962	294.8	1:57:07.880
22	3	3:38.837	34.252	1:25.011	1:39.574	294.8	2:00:46.717

50 Larbre Competition — Chevrolet Corvette C7-Z06
1.Yutaka YAMAGISHI 2.Pierre RAGUES 3.Jean-Philippe BELLOC — LMGTE Am

Lap	D	Time	Sector 1	Sector 2	Sector 3	T. Spd	Elapsed
1	2	5:17.262	1:48.974	1:35.700	1:52.588	282.5	5:17.262
2	2	4:07.659 B	37.951	1:32.467	1:57.241	289.3	9:24.921
3	2	5:00.393	1:34.151	1:32.954	1:53.288	288.5	14:25.314
4	2	4:02.973	38.060	1:32.551	1:52.362	290.8	18:28.287
5	2	3:58.623	37.175	1:31.192	1:50.256	291.6	22:26.910
6	2	3:58.018	37.469	1:30.941	1:49.608	290.0	26:24.928
7	2	4:12.456 B	39.263	1:33.425	1:59.768	287.7	30:37.384
8	3	11:24.170 B	2:27.454	4:21.421	4:35.295	78.6	42:01.554
9	3	7:47.408	4:05.232	1:40.250	2:01.926	278.8	49:48.962
10	3	4:16.310	40.032	1:36.537	1:59.741	285.4	54:05.272
11	3	4:36.891	39.735	1:55.177	2:01.979	287.7	58:42.163
12	3	4:07.002	39.106	1:34.197	1:53.699	286.9	1:02:49.165
13	3	4:28.707 B	44.404	1:35.185	2:09.118	288.5	1:07:17.872
14	1	5:48.052	2:08.496	1:38.470	2:01.086	269.8	1:13:05.924
15	1	4:49.180	41.431	1:37.292	2:30.457	274.6	1:17:55.104
16	1	4:12.830	40.204	1:36.193	1:56.433	284.7	1:22:07.934
17	1	4:35.686	1:01.139	1:37.397	1:57.150	283.2	1:26:43.620
18	1	4:37.788 B	57.313	1:36.647	2:03.828	284.7	1:31:21.408

51 AF Corse — Ferrari 488 GTE
1.Gianmaria BRUNI 2.James CALADO 3.Alessandro PIER GUIDI — LMGTE Pro

Lap	D	Time	Sector 1	Sector 2	Sector 3	T. Spd	Elapsed
1	1	4:59.350 B	1:23.420	1:33.824	2:02.106	269.1	4:59.350
2	1	5:34.271	2:12.197	1:31.814	1:50.260	289.3	10:33.621
3	1	3:52.090	36.367	1:29.647	1:46.076	294.0	14:25.711
4	1	4:01.319	37.086	1:32.529	1:51.704	274.6	18:27.030
5	1	3:51.568	36.347	1:29.192	1:46.029	294.0	22:18.598
6	1	4:05.333 B	37.770	1:30.592	1:56.971	291.6	26:23.931
7	2	5:17.367	1:54.732	1:30.291	1:52.344	292.4	31:41.298
8	2	10:03.545 B	38.983	4:19.347	5:05.215	79.1	41:44.843
9	2	6:22.656	2:55.664	1:35.327	1:51.665	265.8	48:07.499
10	2	3:56.080	36.672	1:31.015	1:48.393	294.0	52:03.579
11	2	4:22.635	36.411	1:50.465	1:55.759	290.0	56:26.214
12	2	4:18.130	57.755	1:30.600	1:49.775	291.6	1:00:44.344
13	2	3:53.484	36.646	1:29.763	1:47.075	290.8	1:04:37.828
14	2	3:56.456	36.492	1:29.674	1:50.290	290.8	1:08:34.284
15	2	3:53.256	36.519	1:29.886	1:46.851	290.8	1:12:27.540
16	2	4:51.776 B	36.473	1:33.075	2:42.228	293.2	1:17:19.316
17	3	18:12.059	...	1:31.694	1:48.984	289.3	1:35:31.375
18	3	3:55.369	36.689	1:30.561	1:48.119	295.6	1:39:26.744
19	3	3:54.404	36.621	1:30.340	1:47.443	292.4	1:43:21.148
20	3	3:54.608	36.534	1:29.743	1:48.331	293.2	1:47:15.756
21	3	3:57.824	37.719	1:32.074	1:48.031	290.8	1:51:13.580
22	3	3:53.468	36.577	1:29.787	1:47.104	291.6	1:55:07.048
23	3	4:00.770 B	36.341	1:29.845	1:54.584	291.6	1:59:07.818
24	1	5:18.417 B	1:36.258	1:31.758	2:10.401	289.3	2:04:26.235

55 AF Corse — Ferrari 458 Italia
1.Duncan CAMERON 2.Matt GRIFFIN 3.Aaron SCOTT — LMGTE Am

Lap	D	Time	Sector 1	Sector 2	Sector 3	T. Spd	Elapsed
1	2	4:52.365 B	1:07.020	1:37.217	2:08.128	267.8	4:52.365
2	2	5:58.220	2:32.390	1:33.261	1:52.569	289.3	10:50.585
3	2	3:58.694	37.421	1:31.762	1:49.511	289.3	14:49.279
4	2	3:57.935	37.489	1:31.025	1:49.421	290.8	18:47.214
5	2	4:01.624	37.329	1:31.299	1:52.996	290.8	22:48.838
6	2	3:57.596	37.329	1:31.007	1:49.260	291.6	26:46.434
7	2	4:11.536 B	37.601	1:32.493	2:01.442	292.4	30:57.970
8	1	17:55.912	...	1:36.690	2:05.155	282.5	48:53.882
9	1	4:13.938	41.867	1:35.167	1:56.904	286.2	53:07.820
10	1	4:37.150	40.008	1:53.919	2:03.223	282.5	57:44.970
11	1	4:08.470	38.968	1:33.753	1:55.749	290.8	1:01:53.440
12	1	4:06.881	38.971	1:33.428	1:54.482	291.6	1:06:00.321
13	1	4:22.459 B	40.041	1:38.221	2:04.197	290.8	1:10:22.780
14	3	6:32.341	2:22.771	1:35.870	2:33.700	281.7	1:16:55.121
15	3	4:07.976	38.766	1:34.343	1:54.867	285.4	1:21:03.097
16	3	4:17.156	43.675	1:38.676	1:54.805	195.3	1:25:20.253
17	3	4:37.029	1:03.983	1:36.494	1:56.552	281.0	1:29:57.282
18	3	4:18.958 B	38.733	1:34.623	2:05.602	286.2	1:34:16.240
19	2	5:29.239	1:59.502	1:36.607	1:53.130	260.7	1:39:45.479
20	2	4:00.663	37.374	1:32.247	1:51.042	289.3	1:43:46.142
21	2	3:57.620	37.181	1:31.531	1:48.908	290.8	1:47:43.762
22	2	4:02.915	37.323	1:31.907	1:53.685	290.0	1:51:46.677
23	2	3:57.631	37.234	1:31.453	1:48.944	290.0	1:55:44.308
24	2	4:12.661 B	37.750	1:32.918	2:01.993	287.7	1:59:56.969

57 Team AAI — Chevrolet Corvette C7-Z06
1.Johnny O'CONNEL 2.Oliver BRYANT 3.Mark PATTERSON — LMGTE Am

Lap	D	Time	Sector 1	Sector 2	Sector 3	T. Spd	Elapsed
1	1	13:37.764	...	1:34.224	1:57.209	283.2	13:37.764
2	1	4:23.751	38.058	1:32.520	2:13.173	290.8	18:01.515
3	1	4:06.238	41.344	1:32.571	1:52.323	289.3	22:07.753
4	1	4:02.326	38.160	1:32.541	1:51.625	288.5	26:10.079
5	1	4:12.789 B	38.878	1:33.497	2:00.414	286.2	30:22.868
6	2	18:15.735	...	1:38.692	1:58.425	224.4	48:38.603
7	2	4:12.281	39.708	1:35.575	1:56.998	286.2	52:50.884
8	2	4:40.865	41.359	1:56.694	2:02.812	285.4	57:31.749
9	2	4:19.928	46.721	1:36.801	1:56.406	286.9	1:01:51.677
10	2	4:18.500 B	40.381	1:34.648	2:03.471	283.9	1:06:10.177
11	3	9:37.175	5:11.632	1:46.617	2:38.926	234.7	1:15:47.352
12	3	4:21.314	42.684	1:38.347	2:00.283	244.8	1:20:08.666
13	3	4:17.699	42.868	1:36.719	1:58.112	279.5	1:24:26.365
14	3	4:33.447	56.429	1:38.329	1:58.689	282.5	1:28:59.812
15	3	4:14.325	40.517	1:36.072	1:57.736	281.7	1:33:14.137
16	3	4:14.347	39.851	1:35.849	1:58.647	283.9	1:37:28.484
17	3	4:13.712	40.129	1:35.019	1:58.564	281.7	1:41:42.196
18	3	4:12.006	39.823	1:34.997	1:57.186	278.8	1:45:54.202
19	3	4:09.153	39.950	1:33.885	1:55.318	284.7	1:50:03.355
20	3	4:09.482	40.240	1:34.374	1:54.868	283.9	1:54:12.837
21	3	4:07.902	38.708	1:34.206	1:54.988	284.7	1:58:20.739

60 Formula Racing — Ferrari 458 Italia
1.Johnny LAURSEN 2.Mikkel MAC 3.Christina NIELSEN — LMGTE Am

Lap	D	Time	Sector 1	Sector 2	Sector 3	T. Spd	Elapsed
1	1	4:54.729	1:22.594	1:36.988	1:55.147	268.4	4:54.729
2	1	4:07.500	39.315	1:34.004	1:54.181	290.0	9:02.229
3	1	4:07.066	39.385	1:33.919	1:53.762	290.0	13:09.295
4	1	4:32.827	38.726	1:33.198	2:20.903	289.3	17:42.122
5	1	4:18.962 B	41.127	1:34.921	2:02.914	287.7	22:01.084
6	3	6:58.708	3:20.262	1:42.323	1:56.123	254.5	28:59.792
7	3	5:40.358 B	39.674	1:38.031	3:22.653	270.4	34:40.150
8	3	13:33.610	9:53.185	1:41.270	1:59.155	239.3	48:13.760

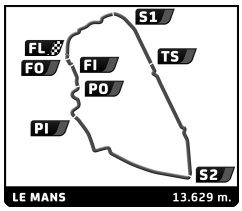

FIA WEC

84º Edition des 24 Heures du Mans

Qualifying Practice 1

Sector Analysis

Personal Best | Session Best | B Crossing the finish line in pit lane

Lap	D	Time	Sector 1	Sector 2	Sector 3	T. Spd	Elapsed
9	3	4:11.074	39.924	1:36.198	1:54.952	288.5	52:24.834
10	3	4:36.966	39.085	1:55.426	2:02.455	290.8	57:01.800
11	3	4:36.252 B	55.681	1:34.307	2:06.264	288.5	1:01:38.052
12	2	5:45.747	2:11.305	1:36.313	1:58.129	290.8	1:07:23.799
13	2	4:02.105	37.867	1:32.545	1:51.693	292.4	1:11:25.904
14	2	4:53.750 B	38.293	1:33.731	2:41.726	290.0	1:16:19.654
15	2	5:52.316	2:28.015	1:33.157	1:51.144	288.5	1:22:11.970
16	2	4:26.151	1:00.542	1:34.574	1:51.035	289.3	1:26:38.121
17	2	4:24.757	54.583	1:34.102	1:56.072	289.3	1:31:02.878
18	2	4:01.013	37.785	1:32.165	1:51.063	295.6	1:35:03.891
19	2	3:59.089	37.423	1:31.661	1:50.005	290.0	1:39:02.980
20	2	3:58.760	37.723	1:31.073	1:49.964	292.4	1:43:01.740
21	2	4:09.789 B	37.921	1:34.269	1:57.599	290.8	1:47:11.529
22	3	6:50.365	3:12.570	1:40.859	1:56.936	271.1	1:54:01.894
23	3	4:09.438	39.701	1:34.397	1:55.340	285.4	1:58:11.332
24	3	4:24.351 B	39.145	1:35.921	2:09.285	286.9	2:02:35.683

61 Clearwater Racing — Ferrari 458 Italia

1.Weng MOK, 2.Keita SAWA, 3.Robert BELL — LMGTE Am

Lap	D	Time	Sector 1	Sector 2	Sector 3	T. Spd	Elapsed
1	1	5:32.192	1:43.541	1:45.050	2:03.601	277.4	5:32.192
2	1	4:16.381	41.201	1:36.784	1:58.396	290.0	9:48.573
3	1	4:14.621	40.516	1:35.088	1:59.017	290.0	14:03.194
4	1	4:13.389	40.263	1:35.095	1:58.031	290.0	18:16.583
5	1	4:20.833	40.470	1:37.774	2:02.589	278.1	22:37.416
6	1	4:27.794 B	39.562	1:34.487	2:13.745	286.9	27:05.210
7	3	21:53.986	...	1:32.967	1:54.277	288.5	48:59.196
8	3	4:02.858	39.201	1:32.859	1:50.798	293.2	53:02.054
9	3	4:28.486	37.730	1:52.053	1:58.703	291.6	57:30.540
10	3	4:08.934	41.201	1:31.681	1:56.052	293.2	1:01:39.474
11	3	3:56.827	37.264	1:30.814	1:48.749	292.4	1:05:36.301
12	3	4:07.219 B	37.742	1:31.306	1:58.171	290.8	1:09:43.520
13	3	7:05.306	3:07.409	1:31.763	2:26.134	291.6	1:16:48.826
14	3	3:57.110	37.131	1:31.098	1:48.881	288.5	1:20:45.936
15	3	4:08.213 B	37.183	1:31.110	1:59.920	290.8	1:24:54.149
16	2	6:22.408	2:52.166	1:34.465	1:55.777	290.8	1:31:16.557
17	2	4:04.004	38.174	1:32.949	1:52.881	290.8	1:35:20.561
18	2	4:38.934	39.902	2:04.472	1:54.560	291.6	1:39:59.495
19	2	4:03.323	38.873	1:32.917	1:51.533	290.0	1:44:02.818
20	2	4:04.518	37.693	1:33.657	1:53.168	288.5	1:48:07.336
21	2	4:02.105	37.849	1:32.557	1:51.699	288.5	1:52:09.441
22	2	4:02.778	38.714	1:32.778	1:51.286	289.3	1:56:12.219
23	2	4:02.465	38.366	1:33.182	1:50.917	288.5	2:00:14.684

62 Scuderia Corsa — Ferrari 458 Italia

1.William SWEEDLER, 2.Townsend BELL, 3.Jeffrey SEGAL — LMGTE Am

Lap	D	Time	Sector 1	Sector 2	Sector 3	T. Spd	Elapsed
1	3	5:24.582	1:48.455	1:35.698	2:00.429	289.3	5:24.582
2	3	4:00.008	37.507	1:31.574	1:50.927	290.0	9:24.590
3	3	4:00.232	37.432	1:31.614	1:51.186	290.0	13:24.822
4	3	4:21.837	37.200	1:31.496	2:13.141	290.0	17:46.659
5	3	4:18.130	41.509	1:34.741	2:01.880	248.7	22:04.789
6	3	4:10.881 B	38.353	1:33.142	1:59.386	287.7	26:15.670
7	1	24:15.970	...	1:36.075	1:57.951	284.7	50:31.640
8	1	4:15.567	40.222	1:35.838	1:59.507	286.9	54:47.207
9	1	4:41.622	38.705	1:56.427	2:06.490	286.2	59:28.829
10	1	4:09.664	39.686	1:34.936	1:55.042	286.9	1:03:38.493
11	1	4:21.863 B	40.865	1:35.843	2:05.155	262.6	1:08:00.356
12	2	6:04.132	2:33.925	1:33.896	1:56.311	291.6	1:14:04.488
13	2	4:39.075	37.983	1:32.465	2:28.627	287.7	1:18:43.563
14	2	4:11.813	39.966	1:33.202	1:58.645	290.0	1:22:55.376
15	2	4:28.306	1:00.304	1:34.830	1:53.172	288.5	1:27:23.682
16	2	4:01.412	38.160	1:32.324	1:50.928	290.0	1:31:25.094
17	2	4:03.392	37.625	1:32.178	1:53.589	290.0	1:35:28.486
18	2	4:08.514 B	37.479	1:31.759	1:59.276	290.8	1:39:37.000

63 Corvette Racing - GM — Chevrolet Corvette C7.R

1.Jan MAGNUSSEN, 2.Antonio GARCIA, 3.Ricky TAYLOR — LMGTE Pro

Lap	D	Time	Sector 1	Sector 2	Sector 3	T. Spd	Elapsed
1	2	5:44.405 B	2:09.988	1:35.638	1:58.779	264.5	5:44.405
2	2	5:45.757	2:18.897	1:32.423	1:54.437	288.5	11:30.162
3	2	3:57.967	37.207	1:31.056	1:49.704	290.8	15:28.129
4	2	4:05.053 B	37.488	1:31.237	1:56.328	291.6	19:33.182
5	3	5:25.234	1:56.675	1:35.206	1:53.353	276.7	24:58.416
6	3	4:03.409	38.808	1:32.134	1:52.467	292.4	29:01.825
7	3	5:22.823 B	38.557	1:33.319	3:10.947	288.5	34:24.648
8	3	13:58.749	...	1:35.026	1:53.481	287.7	48:23.397
9	3	11:42.863 B	38.198	1:32.231	9:32.434	278.1	1:00:06.260
10	3	7:16.580	3:36.279	1:42.449	1:57.852	285.4	1:07:22.840
11	3	4:02.782	37.957	1:32.803	1:52.022	283.9	1:11:25.622
12	3	4:40.938	38.125	1:32.297	2:30.516	290.8	1:16:06.560
13	3	4:08.815	38.810	1:33.447	1:56.558	288.5	1:20:15.375
14	3	4:19.109 B	38.870	1:34.485	2:05.754	290.0	1:24:34.484
15	1	6:07.024	2:31.045	1:38.262	1:57.717	269.1	1:30:41.508
16	1	4:09.076	38.811	1:34.352	1:55.913	286.2	1:34:50.584
17	1	4:04.836	38.048	1:32.998	1:53.790	293.2	1:38:55.420
18	1	4:14.427 B	38.210	1:33.479	2:02.738	286.2	1:43:09.847
19	1	5:13.856	1:49.511	1:33.123	1:51.222	288.5	1:48:23.703
20	1	3:59.005	37.505	1:31.476	1:50.024	290.8	1:52:22.708
21	1	4:07.882 B	37.492	1:32.220	1:58.170	290.8	1:56:30.590

64 Corvette Racing - GM — Chevrolet Corvette C7.R

1.Oliver GAVIN, 2.Tommy MILNER, 3.Jordan TAYLOR — LMGTE Pro

Lap	D	Time	Sector 1	Sector 2	Sector 3	T. Spd	Elapsed
1	1	4:46.318 B	1:08.318	1:36.962	2:01.038	272.5	4:46.318
2	1	6:13.401	2:49.151	1:32.387	1:51.863	294.8	10:59.719
3	1	4:04.434 B	37.246	1:31.366	1:55.822	294.0	15:04.153
4	1	8:05.283	4:42.291	1:32.609	1:50.383	285.4	23:09.436
5	1	3:55.848	37.092	1:30.531	1:48.225	293.2	27:05.284
6	1	4:05.922	37.934	1:31.703	1:56.285	298.0	31:11.206
7	1	8:42.655 B	38.055	3:29.565	4:35.035	78.8	39:53.861
8	3	8:52.554	5:22.155	1:34.163	1:56.236	281.7	48:46.415
9	3	4:04.668	38.220	1:32.375	1:54.073	293.2	52:51.083
10	3	4:27.723	39.033	1:51.221	1:57.469	292.4	57:18.806
11	3	4:12.451	48.587	1:32.276	1:51.588	291.6	1:01:31.257
12	3	4:01.040	38.093	1:32.105	1:50.842	291.6	1:05:32.297
13	3	4:00.638	37.896	1:31.995	1:50.747	290.8	1:09:32.935
14	3	4:00.479	37.811	1:31.881	1:50.787	290.8	1:13:33.414
15	3	4:40.684 B	37.730	1:31.832	2:31.122	291.6	1:18:14.098
16	2	5:52.869	2:24.611	1:34.980	1:53.278	251.6	1:24:06.967
17	2	4:27.706	1:02.165	1:34.847	1:50.694	277.4	1:28:34.673
18	2	3:59.501	37.568	1:31.780	1:50.153	291.6	1:32:34.174
19	2	3:58.351	37.411	1:31.492	1:49.448	292.4	1:36:32.525
20	2	4:04.834 B	37.298	1:31.117	1:56.419	291.6	1:40:37.359
21	2	6:49.144	3:23.478	1:32.390	1:53.276	278.8	1:47:26.503
22	2	3:56.617	37.165	1:30.736	1:48.716	294.0	1:51:23.120
23	2	3:56.671	37.078	1:30.869	1:48.724	292.4	1:55:19.791
24	2	4:05.797 B	37.347	1:30.896	1:57.554	291.6	1:59:25.588

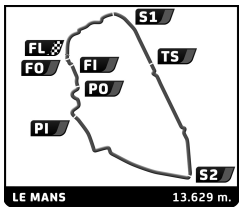

FIA WEC

84º Edition des 24 Heures du Mans

Qualifying Practice 1

Sector Analysis

Personal Best | Session Best | B Crossing the finish line in pit lane

66 — Ford Chip Ganassi Team UK — Ford GT — LMGTE Pro

1.Olivier PLA 2.Stefan MÜCKE 3.Billy JOHNSON

Lap	D	Time	Sector 1	Sector 2	Sector 3	T. Spd	Elapsed
1	1	8:51.557	5:31.072	1:31.577	1:48.908	292.4	8:51.557
2	1	3:52.038	36.164	1:28.877	1:46.997	294.0	12:43.595
3	1	4:05.526	36.105	1:29.056	2:00.365	294.0	16:49.121
4	1	4:04.792	42.928	1:31.202	1:50.662	292.4	20:53.913
5	1	4:04.833 B	37.228	1:30.662	1:56.943	294.0	24:58.746
6	2	5:05.825	1:43.335	1:31.638	1:50.852	292.4	30:04.571
7	2	6:41.309 B	36.825	1:31.119	4:33.365	294.0	36:45.880
8	2	15:31.198	...	1:31.763	1:49.458	297.2	52:17.078
9	2	4:23.096	37.605	1:49.913	1:55.578	298.8	56:40.174
10	2	4:16.524	58.305	1:30.115	1:48.104	294.0	1:00:56.698
11	2	4:05.825 B	36.758	1:30.628	1:58.439	294.8	1:05:02.523
12	3	5:07.212	1:40.850	1:32.357	1:54.005	298.0	1:10:09.735
13	3	4:21.143	38.172	1:31.310	2:11.661	289.3	1:14:30.878
14	3	4:35.588	37.120	1:31.041	2:27.427	292.4	1:19:06.466
15	3	4:01.813	38.631	1:31.018	1:52.164	293.2	1:23:08.279
16	3	4:27.921	1:01.994	1:33.708	1:52.219	290.8	1:27:36.200
17	3	4:05.282 B	37.358	1:30.308	1:57.616	295.6	1:31:41.482
18	1	5:58.167	2:34.152	1:31.555	1:52.460	249.8	1:37:39.649
19	1	3:52.952	36.343	1:29.006	1:47.603	295.6	1:41:32.601
20	1	3:57.064	36.834	1:29.588	1:50.642	296.4	1:45:29.665
21	1	3:52.459	36.393	1:29.044	1:47.022	295.6	1:49:22.124
22	1	4:05.442 B	39.578	1:29.412	1:56.452	296.4	1:53:27.566

67 — Ford Chip Ganassi Team UK — Ford GT — LMGTE Pro

1.Marino FRANCHITTI 2.Andy PRIAULX 3.Harry TINCKNELL

Lap	D	Time	Sector 1	Sector 2	Sector 3	T. Spd	Elapsed
1	3	4:09.833	42.232	1:33.187	1:54.414	290.0	4:09.833
2	3	3:52.859	36.491	1:29.285	1:47.083	297.2	8:02.692
3	3	3:54.823	36.416	1:29.455	1:48.952	298.0	11:57.515
4	3	3:51.590	36.342	1:28.713	1:46.535	295.6	15:49.105
5	3	4:09.713 B	37.228	1:31.476	2:01.009	284.7	19:58.818
6	2	7:06.201	3:39.721	1:31.838	1:54.642	297.2	27:05.019
7	2	4:01.330	37.702	1:31.270	1:52.358	298.8	31:06.349
8	2	8:27.094 B	37.301	3:17.569	4:32.224	230.2	39:33.443
9	2	8:40.345	5:11.535	1:35.868	1:52.942	246.4	48:13.788
10	2	3:58.462	37.737	1:30.595	1:50.130	294.8	52:12.250
11	2	4:30.683 B	37.206	1:50.918	2:02.559	294.8	56:42.933
12	1	7:01.702	3:38.448	1:32.593	1:50.661	296.4	1:03:44.635
13	1	4:00.407	37.380	1:30.579	1:52.448	292.4	1:07:45.042
14	1	3:57.309	37.490	1:30.452	1:49.367	293.2	1:11:42.351
15	1	4:39.634	36.935	1:33.908	2:28.791	298.0	1:16:21.985
16	1	3:59.839	39.696	1:31.107	1:49.036	292.4	1:20:21.824
17	1	3:59.325	37.754	1:29.835	1:51.736	290.0	1:24:21.149
18	1	4:39.100 B	1:00.380	1:32.550	2:06.170	281.0	1:29:00.249
19	3	9:06.818	5:44.242	1:31.617	1:50.959	292.4	1:38:07.067
20	3	3:53.488	36.560	1:29.123	1:47.805	295.6	1:42:00.555
21	3	3:52.165	36.601	1:28.797	1:46.767	297.2	1:45:52.720
22	3	4:00.426 B	37.113	1:29.072	1:54.241	301.3	1:49:53.146
23	2	6:29.259	3:04.614	1:31.427	1:53.218	294.8	1:56:22.405
24	2	3:56.931	37.221	1:29.875	1:49.835	296.4	2:00:19.336

68 — Ford Chip Ganassi Team USA — Ford GT — LMGTE Pro

1.Joey HAND 2.Dirk MÜLLER 3.Sébastien BOURDAIS

Lap	D	Time	Sector 1	Sector 2	Sector 3	T. Spd	Elapsed
1	1	6:12.111	2:46.528	1:33.241	1:52.342	284.7	6:12.111
2	1	3:56.947	37.199	1:29.981	1:49.767	298.0	10:09.058
3	1	4:12.901 B	36.803	1:29.446	2:06.652	298.0	14:21.959
4	1	12:18.060	9:00.217	1:29.777	1:48.066	297.2	26:40.019
5	1	3:55.880	36.798	1:29.248	1:49.834	297.2	30:35.899
6	1	7:26.868 B	36.693	2:18.383	4:31.792	284.7	38:02.767
7	1	12:06.573	8:47.325	1:30.843	1:48.405	294.0	50:09.340
8	1	3:57.116	36.732	1:30.475	1:49.909	297.2	54:06.456
9	1	4:36.796 B	38.877	1:52.694	2:05.225	285.4	58:43.252
10	3	9:04.530	5:37.988	1:35.251	1:51.291	262.6	1:07:47.782
11	3	4:00.575	38.159	1:32.742	1:49.674	290.8	1:11:48.357
12	3	4:44.421	38.102	1:35.425	2:30.894	298.0	1:16:32.778
13	3	3:55.488	36.914	1:29.514	1:49.060	298.8	1:20:28.266
14	3	4:06.939 B	39.793	1:30.548	1:56.598	298.8	1:24:35.205
15	2	6:24.443	2:57.195	1:33.230	1:54.018	297.2	1:30:59.648
16	2	3:57.095	37.012	1:30.497	1:49.586	295.6	1:34:56.743
17	2	4:04.316 B	36.754	1:29.421	1:58.141	299.7	1:39:01.059
18	2	6:47.592	3:29.314	1:28.827	1:49.451	299.7	1:45:48.651
19	2	3:52.173	36.419	1:28.238	1:47.516	299.7	1:49:40.824
20	2	4:03.164	38.938	1:30.531	1:53.695	294.8	1:53:43.988
21	2	3:51.743	36.358	1:28.577	1:46.808	299.7	1:57:35.731
22	2	3:51.185	36.359	1:28.268	1:46.558	299.7	2:01:26.916

69 — Ford Chip Ganassi Team USA — Ford GT — LMGTE Pro

1.Ryan BRISCOE 2.Richard WESTBROOK 3.Scott DIXON

Lap	D	Time	Sector 1	Sector 2	Sector 3	T. Spd	Elapsed
1	3	7:37.439	4:09.870	1:35.859	1:51.710	283.2	7:37.439
2	3	3:57.702	37.122	1:30.821	1:49.759	295.6	11:35.141
3	3	3:56.369	37.251	1:30.556	1:48.562	298.0	15:31.510
4	3	3:55.825	37.254	1:30.426	1:48.145	298.0	19:27.335
5	3	3:54.956	36.809	1:29.530	1:48.617	296.4	23:22.291
6	3	3:54.808	37.267	1:29.565	1:47.976	298.8	27:17.099
7	3	3:57.454	37.168	1:29.398	1:50.888	298.0	31:14.553
8	3	8:46.894 B	37.189	3:33.279	4:36.426	78.8	40:01.447
9	1	10:42.550	7:16.279	1:32.879	1:53.392	277.4	50:43.997
10	1	4:50.514 B	38.507	1:48.313	2:23.694	295.6	55:34.511
11	1	12:23.018	8:56.786	1:30.360	1:55.872	297.2	1:07:57.529
12	1	3:57.077	36.946	1:32.613	1:47.518	293.2	1:11:54.606
13	1	4:37.565 B	36.245	1:28.540	2:32.780	298.0	1:16:32.171
14	1	14:50.445	...	1:30.553	1:48.093	298.0	1:31:22.616
15	1	3:56.892	37.732	1:29.464	1:49.696	298.8	1:35:19.508
16	1	3:51.497	36.408	1:28.846	1:46.243	298.0	1:39:11.005
17	1	3:52.553	36.358	1:29.150	1:47.045	300.5	1:43:03.558
18	1	4:02.853 B	37.556	1:30.497	1:54.800	298.0	1:47:06.411
19	2	5:31.083	2:09.637	1:31.469	1:49.977	295.6	1:52:37.494
20	2	3:55.176	36.761	1:30.082	1:48.333	297.2	1:56:32.670
21	2	3:54.019	36.650	1:29.856	1:47.513	296.4	2:00:26.689

71 — AF Corse — Ferrari 488 GTE — LMGTE Pro

1.Davide RIGON 2.Sam BIRD 3.Andrea BERTOLINI

Lap	D	Time	Sector 1	Sector 2	Sector 3	T. Spd	Elapsed
1	2	4:41.907	1:15.536	1:33.571	1:52.800	283.9	4:41.907
2	2	3:52.553	36.544	1:29.624	1:46.385	293.2	8:34.460
3	2	3:53.308	36.362	1:29.471	1:47.475	292.4	12:27.768
4	2	3:52.508	36.529	1:29.452	1:46.527	292.4	16:20.276
5	2	4:03.618 B	36.922	1:30.452	1:56.244	292.4	20:23.894
6	1	5:21.077	1:58.067	1:31.738	1:51.272	290.0	25:44.971
7	1	3:55.532	37.136	1:30.504	1:47.892	294.0	29:40.503
8	1	5:53.088 B	36.794	1:29.999	3:46.295	294.8	35:33.591
9	1	14:04.980	...	1:33.081	1:50.969	294.0	49:38.571

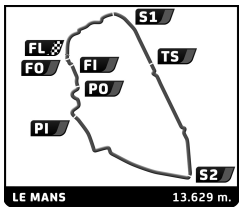

FIA WEC

84º Edition des 24 Heures du Mans

Qualifying Practice 1

Sector Analysis

Personal Best | Session Best | B Crossing the finish line in pit lane

Lap	D	Time	Sector 1	Sector 2	Sector 3	T. Spd	Elapsed
10	1	3:56.843	36.842	1:31.087	1:48.914	295.6	53:35.414
11	1	4:29.117	37.307	1:54.318	1:57.492	270.4	58:04.531
12	1	3:56.487	36.495	1:29.720	1:50.272	294.0	1:02:01.018
13	1	3:59.991	37.958	1:32.177	1:49.856	272.5	1:06:01.009
14	1	3:55.858	37.438	1:29.588	1:48.832	294.0	1:09:56.867
15	1	4:15.283 B	37.183	1:31.433	2:06.667	294.0	1:14:12.150
16	3	6:17.323	2:51.216	1:32.451	1:53.656	292.4	1:20:29.473
17	3	4:02.178	39.083	1:31.661	1:51.434	295.6	1:24:31.651
18	3	4:22.458	58.872	1:33.301	1:50.285	294.0	1:28:54.109
19	3	3:57.120	37.094	1:31.067	1:48.959	292.4	1:32:51.229
20	3	3:55.847	36.932	1:30.561	1:48.354	293.2	1:36:47.076
21	3	4:07.345 B	37.475	1:31.410	1:58.460	293.2	1:40:54.421
22	2	5:21.505	2:02.754	1:30.357	1:48.394	294.8	1:46:15.926
23	2	3:53.167	36.477	1:29.988	1:46.702	292.4	1:50:09.093
24	2	3:54.001	36.510	1:30.404	1:47.087	296.4	1:54:03.094
25	2	3:52.699	36.588	1:29.736	1:46.375	292.4	1:57:55.793
26	2	4:41.678 B	37.737	1:48.932	2:15.009	191.5	2:02:37.471

77 Dempsey - Proton Racing — Porsche 911 RSR (2016)
1.Richard LIETZ 3.Philipp ENG — LMGTE Pro
2.Michael CHRISTENSEN

Lap	D	Time	Sector 1	Sector 2	Sector 3	T. Spd	Elapsed
1	2	6:04.030	2:42.725	1:31.826	1:49.479	288.5	6:04.030
2	2	3:56.331	36.994	1:30.604	1:48.733	293.2	10:00.361
3	2	3:55.426	36.941	1:29.914	1:48.571	293.2	13:55.787
4	2	4:16.022 B	36.911	1:29.851	2:09.260	295.6	18:11.809
5	2	8:20.084	4:55.152	1:30.132	1:54.800	292.4	26:31.893
6	2	4:08.922	44.367	1:33.878	1:50.677	287.7	30:40.815
7	2	7:51.813 B	38.110	2:40.869	4:32.834	292.4	38:32.628
8	3	12:50.137	9:23.346	1:34.038	1:52.753	287.7	51:22.765
9	3	4:25.011	37.299	1:51.037	1:56.675	290.8	55:47.776
10	3	4:25.102	38.313	1:50.882	1:55.907	290.0	1:00:12.878
11	3	3:58.127	37.194	1:31.047	1:49.886	290.8	1:04:11.005
12	3	3:57.931	37.375	1:31.183	1:49.373	293.2	1:08:08.936
13	3	4:06.469 B	37.123	1:31.219	1:58.127	293.2	1:12:15.405
14	1	6:25.042	2:18.566	1:37.287	2:29.189	248.1	1:18:40.447
15	1	4:10.516	40.589	1:34.241	1:55.686	290.8	1:22:50.963
16	1	4:29.254	1:01.921	1:35.673	1:51.660	275.3	1:27:20.217
17	1	3:58.061	37.545	1:31.149	1:49.367	294.8	1:31:18.278
18	1	4:03.120	38.279	1:31.892	1:52.949	295.6	1:35:21.398
19	1	4:13.791 B	37.614	1:32.398	2:03.779	292.4	1:39:35.189
20	2	5:41.323	2:20.654	1:31.214	1:49.455	290.0	1:45:16.512
21	2	4:03.404	37.749	1:33.882	1:51.773	293.2	1:49:19.916
22	2	3:57.535	37.165	1:31.494	1:48.876	292.4	1:53:17.451
23	2	3:57.258	37.288	1:30.603	1:49.367	290.8	1:57:14.709
24	2	4:02.778	37.099	1:35.135	1:50.544	289.3	2:01:17.487

78 KCMG — Porsche 911 RSR
1.Christian RIED 3.Joël CAMATHIAS — LMGTE Am
2.Wolf HENZLER

Lap	D	Time	Sector 1	Sector 2	Sector 3	T. Spd	Elapsed
1	2	4:51.615	1:23.713	1:35.231	1:52.671	260.7	4:51.615
2	2	4:02.371	37.645	1:34.214	1:50.512	286.9	8:53.986
3	2	3:59.245	37.513	1:31.795	1:49.937	287.7	12:53.231
4	2	4:26.642 B	37.607	1:31.893	2:17.142	287.7	17:19.873
5	2	11:19.176	7:52.671	1:34.689	1:51.816	274.6	28:39.049
6	2	4:50.432 B	37.978	1:33.179	2:39.275	286.9	33:29.481
7	2	15:12.047	...	1:34.640	1:54.604	286.2	48:41.528
8	2	4:03.444	38.366	1:32.993	1:52.085	293.2	52:44.972
9	2	4:40.036 B	40.449	1:55.088	2:04.499	287.7	57:25.008
10	3	9:16.251	5:40.961	1:37.781	1:57.509	267.1	1:06:41.259
11	3	4:10.669	39.600	1:35.286	1:55.783	290.0	1:10:51.928
12	3	4:59.303	39.614	1:40.895	2:38.794	230.7	1:15:51.231
13	3	4:11.733	40.127	1:36.490	1:55.116	234.7	1:20:02.964
14	3	4:11.647	41.955	1:34.651	1:55.041	288.5	1:24:14.611
15	3	4:45.116 B	1:02.604	1:36.416	2:06.096	285.4	1:28:59.727
16	1	7:44.529	4:08.510	1:39.428	1:56.591	286.9	1:36:44.256
17	1	4:11.115	39.293	1:34.890	1:56.932	275.3	1:40:55.371
18	1	4:09.921	39.779	1:34.488	1:55.654	286.9	1:45:05.292
19	1	4:11.449	38.912	1:34.290	1:58.247	286.9	1:49:16.741
20	1	4:12.764	39.246	1:34.204	1:59.314	287.7	1:53:29.505
21	1	4:16.916 B	38.871	1:34.944	2:03.101	286.2	1:57:46.421

82 Risi Competizione — Ferrari 488 GTE
1.Giancarlo FISICHELLA 3.Matteo MALUCELLI — LMGTE Pro
2.Toni VILANDER

Lap	D	Time	Sector 1	Sector 2	Sector 3	T. Spd	Elapsed
1	1	6:45.167	3:18.185	1:32.570	1:54.412	289.3	6:45.167
2	1	3:55.890	38.145	1:29.856	1:47.889	293.2	10:41.057
3	1	3:55.594	36.559	1:30.987	1:48.048	296.4	14:36.651
4	1	3:53.759	36.800	1:29.540	1:47.419	295.6	18:30.410
5	1	4:01.855	37.450	1:30.747	1:53.658	281.0	22:32.265
6	1	3:53.176	36.532	1:29.250	1:47.394	299.7	26:25.441
7	1	13:38.575 B	36.551	1:29.025	...	295.6	40:04.016

83 AF Corse — Ferrari F458 Italia
1.François PERRODO 3.Rui AGUAS — LMGTE Am
2.Emmanuel COLLARD

Lap	D	Time	Sector 1	Sector 2	Sector 3	T. Spd	Elapsed
1	2	5:00.826 B	1:19.515	1:35.866	2:05.445	252.2	5:00.826
2	2	5:58.342	2:32.113	1:33.249	1:52.980	287.7	10:59.168
3	2	3:59.397	37.558	1:32.019	1:49.820	291.6	14:58.565
4	2	3:58.177	37.435	1:30.998	1:49.744	292.4	18:56.742
5	2	3:57.742	37.467	1:31.244	1:49.031	291.6	22:54.484
6	2	3:58.109	37.587	1:31.165	1:49.357	294.8	26:52.593
7	2	4:10.246 B	38.125	1:32.398	1:59.723	289.3	31:02.839
8	1	19:03.388	...	1:36.472	1:56.098	280.3	50:06.227
9	1	4:08.301	39.201	1:34.549	1:54.551	289.3	54:14.528
10	1	4:30.046	39.086	1:51.379	1:59.581	288.5	58:44.574
11	1	4:05.762	40.054	1:33.278	1:52.430	287.7	1:02:50.336
12	1	4:09.672	42.406	1:33.731	1:53.535	286.9	1:07:00.008
13	1	4:03.951	38.494	1:33.065	1:52.392	286.9	1:11:03.959
14	1	4:45.614	39.572	1:33.916	2:32.126	290.8	1:15:49.573
15	1	4:15.635 B	40.739	1:34.188	2:00.708	283.9	1:20:05.208
16	3	6:24.706	2:42.371	1:39.334	2:03.001	285.4	1:26:29.914
17	3	4:31.749	1:00.286	1:36.117	1:55.346	286.9	1:31:01.663
18	3	4:04.969	38.100	1:33.301	1:53.568	290.0	1:35:06.632
19	3	4:00.661	37.720	1:32.582	1:50.359	290.0	1:39:07.293
20	3	4:00.175	37.713	1:32.019	1:50.443	290.8	1:43:07.468
21	3	4:13.069 B	38.989	1:34.120	1:59.960	290.0	1:47:20.537
22	2	5:27.038	2:01.262	1:33.982	1:51.794	286.9	1:52:47.575
23	2	4:00.563	37.928	1:31.979	1:50.656	291.6	1:56:48.138
24	2	3:59.595	37.579	1:31.914	1:50.102	288.5	2:00:47.733

84 SRT41 By OAK Racing — Morgan LMP2 - Nissan
1.Frédéric SAUSSET 3.Jean Bernard BOUVET — CDNT
2.Christophe TINSEAU

Lap	D	Time	Sector 1	Sector 2	Sector 3	T. Spd	Elapsed
1	1	7:46.469	4:09.188	1:38.360	1:58.921	287.7	7:46.469
2	1	4:12.513	40.381	1:33.377	1:58.755	295.6	11:58.982
3	1	4:06.835	40.028	1:31.770	1:55.037	260.7	16:05.817
4	1	4:06.377	40.553	1:31.525	1:54.299	294.8	20:12.194
5	1	4:01.138	37.290	1:30.993	1:52.855	294.0	24:13.332

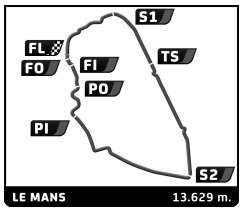

FIA WEC

84º Edition des 24 Heures du Mans

Qualifying Practice 1

Sector Analysis

Personal Best | Session Best | B Crossing the finish line in pit lane

Lap	D	Time	Sector 1	Sector 2	Sector 3	T. Spd	Elapsed
6	1	4:11.038 B	38.609	1:30.947	2:01.482	294.0	28:24.370
7	3	21:15.799	...	1:31.680	1:51.863	296.4	49:40.169
8	3	3:56.478	37.477	1:30.074	1:48.927	298.8	53:36.647
9	3	4:26.137	36.777	1:51.657	1:57.703	298.8	58:02.784
10	3	3:56.989	36.383	1:29.243	1:51.363	297.2	1:01:59.773
11	3	4:07.896 B	38.782	1:30.158	1:58.956	298.0	1:06:07.669
12	2	9:41.681 B	5:32.358	1:31.296	2:38.027	274.6	1:15:49.350
13	2	7:01.838	3:44.937	1:29.212	1:47.689	296.4	1:22:51.188
14	2	4:17.217	1:00.064	1:31.078	1:46.075	294.8	1:27:08.405
15	2	3:51.960	37.276	1:27.504	1:47.180	297.2	1:31:00.365
16	2	3:48.409	36.549	1:28.223	1:43.637	294.8	1:34:48.774
17	2	3:45.178	35.339	1:27.189	1:42.650	297.2	1:38:33.952
18	2	4:00.481 B	35.717	1:27.701	1:57.063	298.0	1:42:34.433

86 Gulf Racing — Porsche 911 RSR — LMGTE Am
1.Michael WAINWRIGHT 2.Adam CARROLL 3.Ben BARKER

Lap	D	Time	Sector 1	Sector 2	Sector 3	T. Spd	Elapsed
1	2	5:42.157	2:08.484	1:38.188	1:55.485	237.2	5:42.157
2	2	4:06.377	38.489	1:33.445	1:54.443	287.7	9:48.534
3	2	4:01.891	38.054	1:32.387	1:51.450	287.7	13:50.425
4	2	4:23.090 B	38.284	1:32.851	2:11.955	289.3	18:13.515
5	2	11:09.006	7:41.200	1:34.192	1:53.614	286.2	29:22.521
6	2	5:44.260 B	37.649	1:34.870	3:31.741	287.7	35:06.781
7	1	13:26.010	9:43.071	1:42.210	2:00.729	231.2	48:32.791
8	1	4:11.843	40.164	1:35.169	1:56.510	287.7	52:44.634
9	1	4:41.779	40.540	1:57.561	2:03.678	278.1	57:26.413
10	1	4:33.378	50.994	1:39.648	2:02.736	288.5	1:01:59.791
11	1	4:17.745	41.008	1:36.955	1:59.782	286.9	1:06:17.536
12	1	4:35.058	40.064	1:35.989	2:19.005	285.4	1:10:52.594
13	1	5:09.403 B	42.310	1:43.474	2:43.619	178.5	1:16:01.997
14	3	6:20.399	2:48.153	1:36.620	1:55.626	286.9	1:22:22.396
15	3	4:31.763	1:00.406	1:36.489	1:54.868	277.4	1:26:54.159
16	3	4:11.755	44.420	1:34.175	1:53.160	282.5	1:31:05.914
17	3	4:01.850	37.847	1:33.011	1:50.992	282.5	1:35:07.764
18	3	4:07.552 B	37.805	1:32.023	1:57.724	293.2	1:39:15.316
19	2	8:27.192	4:57.151	1:36.816	1:53.225	284.7	1:47:42.508
20	2	4:01.046	37.700	1:32.158	1:51.188	288.5	1:51:43.554
21	2	4:01.899	37.645	1:32.285	1:51.969	286.9	1:55:45.453
22	2	4:13.584 B	37.729	1:32.151	2:03.704	290.8	1:59:59.037

88 Abu Dhabi-Proton Racing — Porsche 911 RSR — LMGTE Am
1.Khaled AL QUBAISI 2.David HEINEMEIER HANSSON 3.Patrick LONG

Lap	D	Time	Sector 1	Sector 2	Sector 3	T. Spd	Elapsed
1	3	5:45.389	2:17.930	1:34.159	1:53.300	286.2	5:45.389
2	3	4:01.426	37.558	1:31.936	1:51.932	290.0	9:46.815
3	3	3:59.861	37.433	1:32.027	1:50.401	286.9	13:46.676
4	3	4:34.089 B	38.578	1:32.911	2:22.600	289.3	18:20.765
5	1	5:40.063	2:07.780	1:35.190	1:57.093	285.4	24:00.828
6	1	4:09.198	39.182	1:34.677	1:55.339	284.7	28:10.026
7	1	4:16.764	39.253	1:34.767	2:02.744	284.7	32:26.790
8	1	10:39.039 B	1:25.440	4:24.995	4:48.604	78.7	43:05.829
9	1	5:25.736	1:49.671	1:36.943	1:59.122	284.7	48:31.565
10	1	4:10.155	39.170	1:34.397	1:56.588	288.5	52:41.720
11	1	4:33.574	39.570	1:53.300	2:00.704	290.0	57:15.294
12	1	4:25.862	56.811	1:33.914	1:55.137	292.4	1:01:41.156
13	1	4:07.781	38.613	1:33.238	1:55.930	289.3	1:05:48.937
14	1	4:13.589 B	38.630	1:33.553	2:01.406	287.7	1:10:02.526
15	2	6:18.305	2:07.786	1:39.770	2:30.749	234.7	1:16:20.831
16	2	4:14.103	40.508	1:37.388	1:56.207	287.7	1:20:34.934
17	2	4:10.209	40.932	1:34.318	1:54.959	286.9	1:24:45.143
18	2	4:31.809	1:01.004	1:36.179	1:54.626	283.2	1:29:16.952
19	2	4:14.596 B	38.797	1:33.565	2:02.234	285.4	1:33:31.548
20	2	4:56.710	1:29.097	1:33.583	1:54.030	283.2	1:38:28.258
21	2	4:04.221	38.450	1:32.738	1:53.033	283.9	1:42:32.479
22	2	4:01.796	37.883	1:32.494	1:51.419	285.4	1:46:34.275
23	2	4:03.089	37.846	1:32.324	1:52.919	286.9	1:50:37.364
24	2	4:07.481	38.249	1:35.101	1:54.131	285.4	1:54:44.845
25	2	4:03.284	38.878	1:32.730	1:51.676	286.9	1:58:48.129
26	2	4:04.068	37.925	1:32.950	1:53.193	287.7	2:02:52.197

89 Proton Competition — Porsche 911 RSR — LMGTE Am
1.Cooper MACNEIL 2.Lehman KEEN 3.Marc MILLER

Lap	D	Time	Sector 1	Sector 2	Sector 3	T. Spd	Elapsed
1	1	5:55.302	2:20.261	1:36.823	1:58.218	276.7	5:55.302
2	1	4:13.533	40.394	1:35.985	1:57.154	286.2	10:08.835
3	1	4:14.287	40.249	1:35.550	1:58.488	286.2	14:23.122
4	1	4:13.037	39.940	1:35.462	1:57.635	284.7	18:36.159
5	1	4:13.677	39.512	1:35.677	1:58.488	287.7	22:49.836
6	1	4:23.575 B	40.440	1:35.474	2:07.661	287.7	27:13.411
7	3	12:07.464 B	4:19.041	3:11.044	4:37.379	283.9	39:20.875
8	3	9:02.244	5:23.373	1:40.818	1:58.053	222.6	48:23.119
9	3	4:12.053	40.378	1:35.088	1:56.587	288.5	52:35.172
10	3	4:35.890	39.730	1:55.191	2:00.969	286.9	57:11.062
11	3	4:22.781	52.654	1:34.054	1:56.073	289.3	1:01:33.843
12	3	4:07.277	39.261	1:33.756	1:54.260	288.5	1:05:41.120
13	3	4:07.175	38.884	1:33.650	1:54.641	286.9	1:09:48.295
14	3	4:22.996 B	38.916	1:34.348	2:09.732	286.2	1:14:11.291
15	2	9:08.423	5:37.190	1:36.371	1:54.862	284.7	1:23:19.714
16	2	4:40.367 B	1:01.788	1:36.469	2:02.110	283.9	1:28:00.081
17	2	6:01.361 B	2:23.826	1:36.287	2:01.248	288.5	1:34:01.442
18	2	11:35.933	8:10.420	1:33.288	1:52.225	283.9	1:45:37.375
19	2	4:01.215	37.629	1:32.617	1:50.969	284.7	1:49:38.590
20	2	4:13.615 B	39.204	1:33.114	2:01.297	285.4	1:53:52.205
21	2	6:00.435	2:34.408	1:33.045	1:52.982	284.7	1:59:52.640
22	2	4:38.426 B	40.006	1:33.596	2:24.824	281.7	2:04:31.066

91 Porsche Motorsport — Porsche 911 RSR (2016) — LMGTE Pro
1.Patrick PILET 2.Kevin ESTRE 3.Nick TANDY

Lap	D	Time	Sector 1	Sector 2	Sector 3	T. Spd	Elapsed
1	3	5:28.893	2:00.615	1:33.139	1:55.139	290.8	5:28.893
2	3	4:06.270 B	37.064	1:31.861	1:57.345	295.6	9:35.163
3	3	5:27.405	1:59.938	1:34.274	1:53.193	281.7	15:02.568
4	3	4:01.386	36.795	1:32.020	1:52.571	294.8	19:03.954
5	3	3:55.332	36.809	1:30.202	1:48.321	295.6	22:59.286
6	3	5:48.869 B	37.702	1:30.594	3:40.573	295.6	28:48.155
7	3	20:29.136	...	1:33.120	1:51.907	288.5	49:17.291
8	3	3:55.612	36.681	1:30.053	1:48.878	291.6	53:12.903
9	3	4:36.613	36.234	1:51.158	2:09.221	295.6	57:49.516
10	3	4:10.612 B	37.103	1:31.331	2:02.178	294.8	1:02:00.128
11	1	6:46.146	3:23.836	1:32.340	1:49.970	287.7	1:08:46.274
12	1	3:58.017	37.287	1:31.056	1:49.674	289.3	1:12:44.291
13	1	4:44.229	46.877	1:31.479	2:25.873	290.0	1:17:28.520
14	1	3:56.485	37.015	1:31.205	1:48.265	290.0	1:21:25.005
15	1	4:28.596 B	1:00.463	1:33.150	1:54.983	286.9	1:25:53.601
16	2	7:02.268	3:39.851	1:32.835	1:49.582	291.6	1:32:55.869
17	2	3:58.128	37.922	1:31.221	1:48.985	290.0	1:36:53.997
18	2	4:00.127	37.016	1:32.647	1:50.464	291.6	1:40:54.124
19	2	3:56.636	36.817	1:30.877	1:48.942	289.3	1:44:50.760

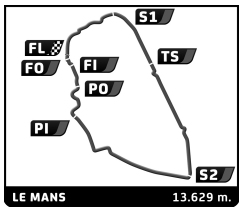

FIA WEC

84º Edition des 24 Heures du Mans

Qualifying Practice 1

Sector Analysis

Personal Best | Session Best | B Crossing the finish line in pit lane

Lap	D	Time	Sector 1	Sector 2	Sector 3	T. Spd	Elapsed
20	2	3:56.068	36.922	1:30.464	1:48.682	291.6	1:48:46.828
21	2	3:55.585	36.738	1:30.632	1:48.215	294.0	1:52:42.413
22	2	3:58.904	37.901	1:30.896	1:50.107	290.8	1:56:41.317
23	2	4:03.709 B	36.797	1:30.562	1:56.350	290.0	2:00:45.026

92 Porsche Motorsport — Porsche 911 RSR (2016)
1.Frédéric MAKOWIECKI 2.Earl BAMBER 3.Jörg BERGMEISTER — LMGTE Pro

Lap	D	Time	Sector 1	Sector 2	Sector 3	T. Spd	Elapsed
1	1	5:10.559	1:44.596	1:32.361	1:53.602	287.7	5:10.559
2	1	3:56.306	37.292	1:30.475	1:48.539	292.4	9:06.865
3	1	3:55.309	36.877	1:30.324	1:48.108	295.6	13:02.174
4	1	4:23.191 B	36.797	1:32.909	2:13.485	293.2	17:25.365
5	1	6:53.012	3:28.699	1:30.742	1:53.571	287.7	24:18.377
6	1	3:56.192	36.606	1:29.898	1:49.688	290.8	28:14.569
7	1	3:56.960	36.796	1:30.366	1:49.798	293.2	32:11.529
8	1	10:49.606 B	1:31.273	4:31.974	4:46.359	76.9	43:01.135
9	2	6:26.069	3:02.237	1:33.970	1:49.862	287.7	49:27.204
10	2	3:58.669	37.134	1:31.705	1:49.830	290.0	53:25.873
11	2	4:24.976	38.403	1:50.263	1:56.310	290.8	57:50.849
12	2	4:01.288	37.945	1:31.239	1:52.104	293.2	1:01:52.137
13	2	3:55.244	37.150	1:30.050	1:48.044	292.4	1:05:47.381
14	2	4:04.650 B	37.049	1:30.379	1:57.222	291.6	1:09:52.031
15	3	8:10.365	4:11.883	1:32.613	2:25.869	286.9	1:18:02.396
16	3	3:57.044	37.201	1:30.932	1:48.911	290.8	1:21:59.440
17	3	4:25.742	1:01.845	1:32.920	1:50.977	290.0	1:26:25.182
18	3	4:20.905	58.782	1:33.536	1:48.587	286.9	1:30:46.087
19	3	4:07.109 B	36.891	1:32.172	1:58.046	291.6	1:34:53.196
20	1	8:04.644	4:45.510	1:31.076	1:48.058	288.5	1:42:57.840
21	1	3:54.918	36.855	1:30.257	1:47.806	288.5	1:46:52.758
22	1	4:03.321	36.611	1:29.874	1:56.836	290.0	1:50:56.079
23	1	4:08.461 B	40.409	1:30.963	1:57.089	289.3	1:55:04.540

95 Aston Martin Racing — Aston Martin Vantage
1.Nicki THIIM 2.Marco SØRENSEN 3.Darren TURNER — LMGTE Pro

Lap	D	Time	Sector 1	Sector 2	Sector 3	T. Spd	Elapsed
1	1	5:35.809	1:55.715	1:43.704	1:56.390	246.4	5:35.809
2	1	3:57.292	37.772	1:31.664	1:47.856	291.6	9:33.101
3	1	3:55.976	36.851	1:31.645	1:47.480	298.8	13:29.077
4	1	4:17.669	36.741	1:29.714	2:11.214	295.6	17:46.746
5	1	4:04.749 B	38.808	1:31.002	1:54.939	293.2	21:51.495
6	3	35:20.324	...	1:51.638	1:59.677	290.8	57:11.819
7	3	4:11.193	49.933	1:31.466	1:49.794	294.8	1:01:23.012
8	3	3:58.231	37.479	1:31.319	1:49.433	293.2	1:05:21.243
9	3	3:58.934	37.684	1:32.154	1:49.096	292.4	1:09:20.177
10	3	4:05.292 B	37.453	1:31.159	1:56.680	291.6	1:13:25.469
11	2	8:32.609	5:08.834	1:32.425	1:51.350	289.3	1:21:58.078
12	2	4:29.179	1:00.439	1:34.468	1:54.272	287.7	1:26:27.257
13	2	4:21.455	58.403	1:32.960	1:50.092	291.6	1:30:48.712
14	2	4:00.686	37.382	1:30.456	1:52.848	294.0	1:34:49.398
15	2	4:04.048 B	37.220	1:30.710	1:56.118	293.2	1:38:53.446
16	2	6:49.198	3:29.032	1:31.190	1:48.976	290.8	1:45:42.644
17	2	3:56.128	36.898	1:29.851	1:49.379	294.8	1:49:38.772
18	2	3:55.261	37.146	1:30.103	1:48.012	293.2	1:53:34.033
19	2	3:55.884	36.894	1:30.508	1:48.482	296.4	1:57:29.917
20	2	4:02.783 B	37.026	1:30.214	1:55.543	292.4	2:01:32.700

97 Aston Martin Racing — Aston Martin Vantage
1.RICHIE STANAWAY 2.Fernando REES 3.Jonathan ADAM — LMGTE Pro

Lap	D	Time	Sector 1	Sector 2	Sector 3	T. Spd	Elapsed
1	1	5:08.397	1:31.503	1:33.670	2:03.224	290.0	5:08.397
2	1	3:55.380	37.341	1:30.193	1:47.846	294.0	9:03.777
3	1	3:56.651	37.536	1:30.884	1:48.231	293.2	13:00.428
4	1	4:18.134	36.841	1:29.645	2:11.648	297.2	17:18.562
5	1	4:20.527 B	41.468	1:37.055	2:02.004	219.0	21:39.089
6	3	5:58.109	2:32.009	1:33.391	1:52.709	289.3	27:37.198
7	3	4:06.639	37.795	1:32.063	1:56.781	294.0	31:43.837
8	3	11:23.429 B	48.757	4:17.630	6:17.042	79.7	43:07.266
9	3	9:06.380	5:34.131	1:36.150	1:56.099	273.9	52:13.646
10	3	4:32.148	38.484	1:54.540	1:59.124	291.6	56:45.794
11	3	4:24.959	1:00.324	1:32.410	1:52.225	292.4	1:01:10.753
12	3	4:02.381	37.944	1:32.546	1:51.891	294.0	1:05:13.134
13	3	4:08.404 B	37.813	1:32.119	1:58.472	291.6	1:09:21.538
14	2	6:26.293	2:13.873	1:39.520	2:32.900	213.0	1:15:47.831
15	2	4:05.500	39.501	1:33.110	1:52.889	292.4	1:19:53.331
16	2	4:08.013	42.954	1:33.475	1:51.584	291.6	1:24:01.344
17	2	4:26.784	1:00.525	1:34.265	1:51.994	288.5	1:28:28.128
18	2	3:59.060	37.244	1:31.975	1:49.841	289.3	1:32:27.188
19	2	3:57.148	37.443	1:30.783	1:48.922	293.2	1:36:24.336
20	2	4:04.647 B	37.461	1:30.847	1:56.339	294.8	1:40:28.983
21	3	5:21.870	1:56.721	1:31.725	1:53.424	294.8	1:45:50.853
22	3	3:56.065	37.153	1:30.239	1:48.673	295.6	1:49:46.918
23	3	3:59.027	37.795	1:30.995	1:50.237	294.0	1:53:45.945
24	3	3:56.273	36.957	1:30.677	1:48.639	294.8	1:57:42.218
25	3	3:57.393	37.219	1:31.425	1:48.749	292.4	2:01:39.611

98 Aston Martin Racing — Aston Martin V8 Vantage
1.Paul DALLA LANA 2.Pedro LAMY 3.Mathias LAUDA — LMGTE Am

Lap	D	Time	Sector 1	Sector 2	Sector 3	T. Spd	Elapsed
1	3	5:26.324	1:50.234	1:36.797	1:59.293	266.5	5:26.324
2	3	4:02.493	38.480	1:32.364	1:51.649	289.3	9:28.817
3	3	4:07.262	39.019	1:35.247	1:52.996	290.8	13:36.079
4	3	4:19.812	37.796	1:32.068	2:09.948	286.9	17:55.891
5	3	4:09.339 B	38.430	1:32.285	1:58.624	286.9	22:05.230
6	2	9:08.676	5:35.590	1:35.789	1:57.297	284.7	31:13.906
7	2	8:41.977 B	37.340	3:29.041	4:35.596	79.4	39:55.883
8	2	8:23.630	4:47.476	1:41.160	1:54.994	220.3	48:19.513
9	2	4:00.474	37.751	1:31.829	1:50.894	291.6	52:19.987
10	2	4:28.561	37.384	1:51.469	1:59.708	288.5	56:48.548
11	2	4:32.571 B	59.712	1:32.089	2:00.770	286.9	1:01:21.119
12	1	5:55.627	2:22.878	1:34.613	1:58.136	285.4	1:07:16.746
13	1	4:05.624	38.564	1:33.929	1:53.131	283.2	1:11:22.370
14	1	4:46.162	39.890	1:33.236	2:33.036	285.4	1:16:08.532
15	1	4:03.855	38.573	1:32.734	1:52.548	287.7	1:20:12.387
16	1	4:15.164 B	39.747	1:35.306	2:00.111	289.3	1:24:27.551
17	2	12:37.917	9:08.982	1:35.704	1:53.231	278.8	1:37:05.468
18	2	3:57.198	37.262	1:31.317	1:48.619	285.4	1:41:02.666
19	2	4:12.274	39.047	1:33.103	2:00.124	285.4	1:45:14.940
20	2	3:58.185	37.052	1:31.058	1:50.075	285.4	1:49:13.125
21	2	4:07.249 B	37.701	1:32.684	1:56.864	286.2	1:53:20.374
22	3	5:26.752	1:57.356	1:35.360	1:54.036	286.2	1:58:47.126
23	3	4:01.773	37.745	1:32.996	1:51.032	285.4	2:02:48.899

99 Aston Martin Racing — Aston Martin V8 Vantage
1.Andrew HOWARD 2.Liam GRIFFIN 3.Gary HIRSCH — LMGTE Am

Lap	D	Time	Sector 1	Sector 2	Sector 3	T. Spd	Elapsed
1	1	5:12.116	1:31.914	1:38.674	2:01.528	253.3	5:12.116
2	1	4:14.276	40.510	1:36.501	1:57.265	282.5	9:26.392
3	1	4:14.715	41.085	1:36.644	1:56.986	277.4	13:41.107

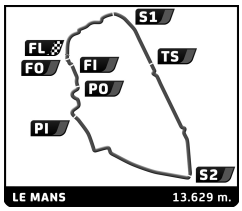

FIA WEC

84º Edition des 24 Heures du Mans

Qualifying Practice 1

Sector Analysis

Personal Best | Session Best | **B** Crossing the finish line in pit lane

Lap	D	Time	Sector 1	Sector 2	Sector 3	T. Spd	Elapsed
4	1	4:25.279	39.675	1:35.388	2:10.216	287.7	18:06.386
5	1	4:11.177	39.854	1:35.432	1:55.891	286.2	22:17.563
6	1	4:28.240 B	41.019	1:35.650	2:11.571	280.3	26:45.803
7	2	12:44.539 B	4:51.681	3:15.073	4:37.785	281.7	39:30.342
8	2	10:08.166	6:24.812	1:38.315	2:05.039	276.0	49:38.508
9	2	4:16.450	40.972	1:36.992	1:58.486	283.9	53:54.958
10	2	4:51.752	40.782	1:59.866	2:11.104	283.9	58:46.710
11	2	4:13.420	39.331	1:36.214	1:57.875	258.2	1:03:00.130
12	2	4:26.078	43.275	1:36.646	2:06.157	266.5	1:07:26.208
13	2	11:48.086 B	39.643	1:35.045	9:33.398	286.9	1:19:14.294
14	3	14:36.799	...	1:39.240	2:03.168	270.4	1:33:51.093
15	3	4:08.251	39.742	1:35.215	1:53.294	284.7	1:37:59.344
16	3	4:05.005	38.241	1:34.005	1:52.759	283.9	1:42:04.349
17	3	4:16.050	41.736	1:35.599	1:58.715	283.9	1:46:20.399
18	3	4:07.143	39.592	1:34.314	1:53.237	283.9	1:50:27.542
19	3	4:06.519	38.459	1:33.801	1:54.259	286.2	1:54:34.061
20	3	4:04.032	38.629	1:33.261	1:52.142	284.7	1:58:38.093
21	3	4:03.148	38.452	1:32.967	1:51.729	286.2	2:02:41.241

Computerised results and timing service

84° Edition des 24 Heures du Mans
FIA WEC
Qualifying Practice 1
Weather Report

Air Temperature

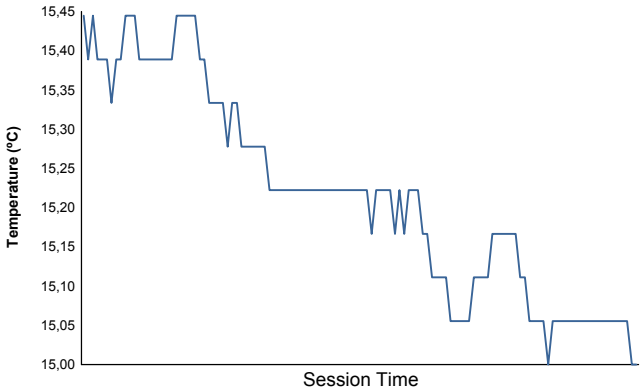

Track Temperature

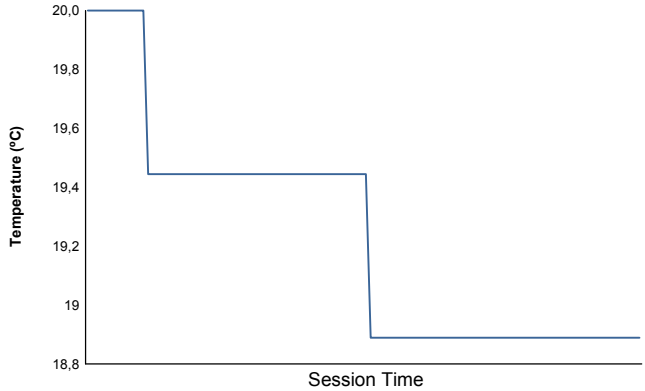

Humidity

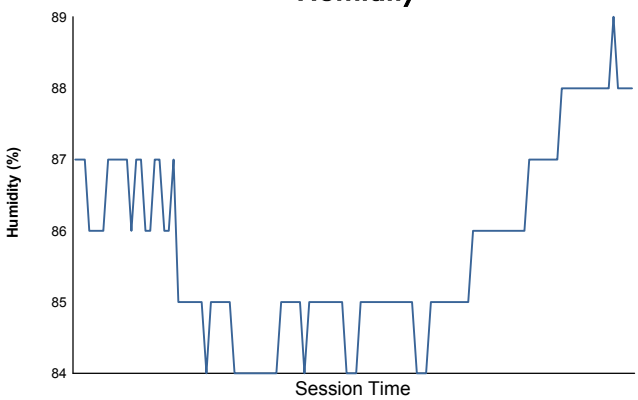

Pressure

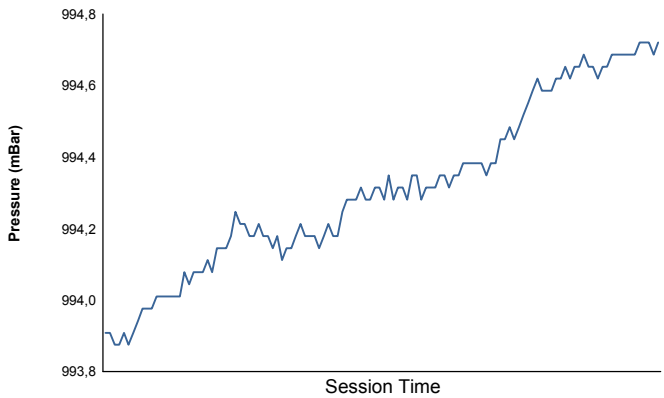

Wind Speed

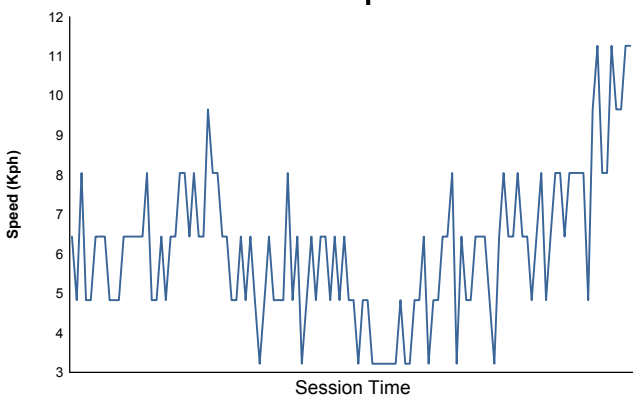

Wind direction

North = 0º/360º Est = 90º South = 180º West= 270º

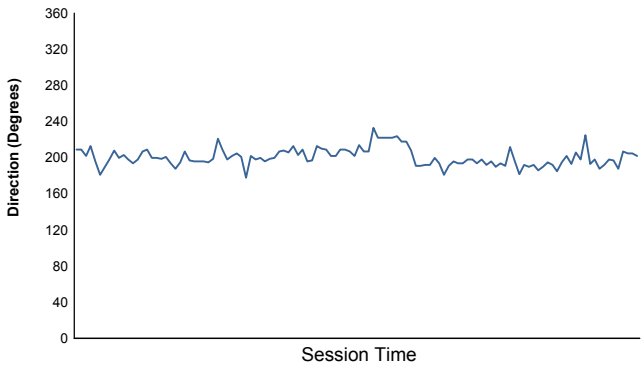

Track Status: **WET**