

FIA WEC

Official Test 24 Hours of Le Mans

Test Practice 1

Classification



Nr.	Team	Drivers	Car	Cl	Ty	Time	Lap	Total	Gap	Kph	
1	18 Porsche Team	R. DUMAS / N. JANI / M. LIEB / F. MAKOWIECKI	Porsche 919 Hybrid	LMP1	H	M	3:21.945	10 44	-	-	243.0
2	9 Audi Sport Team Joest	F. ALBUQUERQUE / M. BONANOMI / R. RAST	Audi R18 e-tron quattro	LMP1	H	M	3:22.307	11 44	+0.362	+0.362	242.5
3	7 Audi Sport Team Joest	M. FÄSSLER / A. LOTTERER / B. TRÉLUYER	Audi R18 e-tron quattro	LMP1	H	M	3:22.930	12 49	+0.985	+0.623	241.8
4	17 Porsche Team	T. BERNHARD / M. WEBER / B. HARTLEY / F. MAKOWIECKI	Porsche 919 Hybrid	LMP1	H	M	3:23.945	6 42	+2.000	+1.015	240.6
5	8 Audi Sport Team Joest	L. DI GRASSI / L. DUVAL / O. JARVIS	Audi R18 e-tron quattro	LMP1	H	M	3:24.111	12 49	+2.166	+0.166	240.4
6	19 Porsche Team	N. HÜLKENBERG / E. BAMBER / N. TANDY / F. MAKOWIECKI	Porsche 919 Hybrid	LMP1	H	M	3:24.147	8 45	+2.202	+0.036	240.3
7	2 Toyota Racing	A. WURZ / S. SARRAZIN / M. CONWAY	Toyota TS 040 - Hybrid	LMP1	H	M	3:26.929	16 42	+4.984	+2.782	237.1
8	1 Toyota Racing	A. DAVIDSON / S. BUBEN / K. NAKAJIMA / K. KOBAYASHI	Toyota TS 040 - Hybrid	LMP1	H	M	3:27.017	17 45	+5.072	+0.088	237.0
9	12 Rebellion Racing	N. PROST / M. BECHE / N. HEIDFELD	Rebellion R-One - AER	LMP1	M	M	3:30.508	8 38	+8.563	+3.491	233.1
10	4 Team Bykolles	S. TRUMMER / P. KAFFER / T. MONTEIRO	CLM P1/01 - AER	LMP1	M	M	3:38.904	17 26	+16.959	+8.396	224.1
11	34 Oak Racing	C. CUMMING / L. VANTHOOR	Ligier JS P2 - HPD	LMP2	D	D	3:41.919	10 33	+19.974	+3.015	221.1
12	36 Signatech Alpine	N. PANCIATICI / P. CHATIN / Y. CAPILLAIRE	Alpine A450b - Nissan	LMP2	D	D	3:42.273	11 41	+20.328	+0.354	220.7
13	47 KCMG	M. HOWSON / N. LAPIERRE / R. BRADLEY	Oreca 05 - Nissan	LMP2	D	D	3:42.453	10 28	+20.508	+0.180	220.6
14	38 JOTA Sport	S. DOLAN / M. EVANS / O. TURVEY	Gibson 015S - Nissan	LMP2	D	D	3:42.547	11 39	+20.602	+0.094	220.5
15	13 Rebellion Racing	A. IMPERATORI / D. KRAIHAMER / D. ABT	Rebellion R-One - AER	LMP1	M	M	3:42.754	10 17	+20.809	+0.207	220.3
16	23 Nissan Motorsports	O. PLA / J. MARDENBOROUGH / M. CHILTON	Nissan GT-R LM Nismo	LMP1	H	M	3:43.383	11 15	+21.438	+0.629	219.6
17	42 Strakka Racing	N. LEVENTIS / D. WATTS / J. KANE	Strakka Dome S103 - Nissan	LMP2	M	M	3:43.833	14 29	+21.888	+0.450	219.2
18	41 Greaves Motorsport	G. HIRSCH / B. WIEDHEIM / J. LANCASTER / G. PALETOU	Gibson 015S - Nissan	LMP2	D	D	3:44.380	19 41	+22.435	+0.547	218.7
19	26 G-Drive Racing	R. RUSINOV / J. CANAL / S. BIRD	Ligier JS P2 - Nissan	LMP2	D	D	3:45.701	5 7	+23.756	+1.321	217.4
20	48 Murphy Prototypes	K. CHANDHOK / M. PATTERSON / N. BERTHON	Oreca 03R - Nissan	LMP2	D	D	3:46.611	8 34	+24.666	+0.910	216.5
21	28 G-Drive Racing	G. YACAMAN / L. DERANI / R. GONZALEZ	Ligier JS P2 - Nissan	LMP2	D	D	3:47.975	8 28	+26.030	+1.364	215.2
22	30 Extreme Speed Motorsports	S. SHARP / R. DALZIEL / D. HEINEMEIER HANSS	Ligier JS P2 - HPD	LMP2	D	D	3:47.981	17 21	+26.036	+0.006	215.2
23	22 Nissan Motorsports	H. TINKNELL / M. KRUMM / A. BUNCOMBE	Nissan GT-R LM Nismo	LMP1	H	M	3:48.835	9 18	+26.890	+0.854	214.4
24	46 Thiriet By Tds Racing	P. THIRIET / T. GOMMENDY / L. BADEY	Oreca 05 - Nissan	LMP2	D	D	3:48.863	8 27	+26.918	+0.028	214.4
25	27 SMP Racing	M. MEDIANI / D. MARKOZOV / N. MINASSIAN	BR01 - Nissan	LMP2	M	M	3:48.960	7 29	+27.015	+0.097	214.3
26	43 Team Sard Morand	P. RAGUES / O. WEBB / Z. AMBERG	Morgan Evo - SARD	LMP2	D	D	3:49.312	15 25	+27.367	+0.352	214.0
27	29 Pegasus Racing	L. ROUSSEL / D. CHENG / H. TUNG	Morgan - Nissan	LMP2	M	M	3:49.461	8 27	+27.516	+0.149	213.8
28	31 Extreme Speed Motorsports	E. BROWN / J. VAN OVERBEEK / J. FOGARTY	Ligier JS P2 - HPD	LMP2	D	D	3:49.697	9 32	+27.752	+0.236	213.6
29	35 Oak Racing	J. NICOLET / J. MERLIN / E. MARIS	Ligier JS P2 - Nissan	LMP2	D	D	3:51.233	10 30	+29.288	+1.536	212.2
30	40 Krohn Racing	T. KROHN / N. JÖNSSON	Ligier JS P2 - Judd	LMP2	M	M	3:51.257	9 37	+29.312	+0.024	212.2
31	21 Nissan Motorsports	T. MATSUDA / M. SHULZHITSKIY / L. ORDOÑEZ	Nissan GT-R LM Nismo	LMP1	H	M	3:51.334	4 21	+29.389	+0.077	212.1
32	45 Ibanez Racing	P. PERRET / I. BELLAROSA / J. IBANEZ	Oreca 03R - Nissan	LMP2	D	D	3:52.298	10 23	+30.353	+0.964	211.2
33	37 SMP Racing	M. ALESHIN / K. LADYGIN / A. LADYGIN	BR01 - Nissan	LMP2	M	M	3:52.613	10 19	+30.668	+0.315	210.9
34	49 KCMG	T. FUJII / S. HOSHINO / C. KLIEN	Oreca 03R - Judd	LMP2	D	D	3:53.433	4 22	+31.488	+0.820	210.2
35	64 Corvette Racing - GM	O. GAVIN / T. MILNER / J. TAYLOR	Chevrolet Corvette C7.R	LMGTE Pro	M	M	3:58.162	17 29	+36.217	+4.729	206.0
36	51 AF Corse	G. BRUNI / T. YILANDER / G. FISICHELLA	Ferrari F458 Italia	LMGTE Pro	M	M	3:58.616	13 23	+36.671	+0.454	205.6
37	92 Porsche Team Manthey	P. FILET / F. MAKOWIECKI / W. HENZLER / S.	Porsche 911 RSR	LMGTE Pro	M	M	3:59.043	11 35	+37.098	+0.427	205.3
38	63 Corvette Racing - GM	J. MÄGNUSSEN / A. GARCIA / R. BRISCOE	Chevrolet Corvette C7.R	LMGTE Pro	M	M	4:00.549	17 38	+38.604	+1.506	204.0
39	61 AF Corse	P. MANN / R. GIAMMARIA / M. CRESSONI	Ferrari 458 Italia	LMGTE Am	M	M	4:00.677	7 32	+38.732	+0.128	203.9
40	91 Porsche Team Manthey	R. UETZ / M. CHRISTENSEN / J. BERGMAYER / S. MÜLLER	Porsche 911 RSR	LMGTE Pro	M	M	4:00.930	15 29	+38.985	+0.253	203.6
41	72 SMP Racing	Y. SHAYTAR / A. BERTOLINI / A. BASOV	Ferrari F458 Italia	LMGTE Am	M	M	4:01.303	7 26	+39.358	+0.373	203.3
42	71 AF Corse	D. RIGON / J. CALADO / O. BERETTA	Ferrari F458 Italia	LMGTE Pro	M	M	4:01.641	11 15	+39.696	+0.338	203.0
43	83 AF Corse	F. PERRODO / E. COLLARD / R. AGUAS	Ferrari F458 Italia	LMGTE Am	M	M	4:02.401	9 29	+40.456	+0.760	202.4
44	97 Aston Martin Racing	D. TURNER / S. MÜCKE / R. BELL	Aston Martin Vantage V8	LMGTE Pro	M	M	4:02.707	10 26	+40.762	+0.306	202.2
45	75 Team LNT	M. CHILTON / T. MATSUDA / A. BUNCOMBE / N. McMILLAN	Ginetta - Nissan	LMP3	M	M	4:02.712	10 37	+40.767	+0.005	202.2
46	62 Scuderia Corsa	W. SWEEDLER / T. BELL / J. SEGAL	Ferrari 458 Italia	LMGTE Am	M	M	4:02.887	10 39	+40.942	+0.175	202.0
47	50 Larbre Competition	G. RODA / P. RUBERTI / K. POULSEN	Chevrolet Corvette C7	LMGTE Am	M	M	4:03.116	12 27	+41.171	+0.229	201.8
48	99 Aston Martin Racing V8	F. REES / A. MACDOWALL / R. STANAWAY	Aston Martin Vantage V8	LMGTE Pro	M	M	4:03.273	9 22	+41.328	+0.157	201.7
49	77 Dempsey - Proton Racing	P. DEMPSEY / P. LONG / M. SEEFRIED	Porsche 911 RSR	LMGTE Am	M	M	4:03.367	6 34	+41.422	+0.094	201.6
50	81 AF Corse	P. PERAZZINI / M. CIOCI	Ferrari 458 Italia	LMGTE Am	M	M	4:03.767	9 31	+41.822	+0.400	201.3
51	88 Abu Dhabi-Proton Racing	C. RIED / K. AL QUBAISI / K. BACHLER	Porsche 911 RSR	LMGTE Am	M	M	4:03.888	9 32	+41.943	+0.121	201.2
52	44 Ibanez Racing	Y. YAMAGISHI / P. PERRET / J. IBANEZ / S. RAFFIN	Oreca 03R - Nissan	LMP2	D	D	4:03.925	3 30	+41.980	+0.037	201.1
53	98 Aston Martin Racing	P. DALLA LANA / P. LAMY / M. LAUDA	Aston Martin Vantage V8	LMGTE Am	M	M	4:05.448	5 25	+43.503	+1.523	199.9
54	60 Formula Racing	J. LAURSEN / M. MAC / A. RIZZOLI	Ferrari 458 Italia	LMGTE Am	M	M	4:05.947	5 34	+44.002	+0.499	199.5
55	66 JMW Motorsport	A. ALFAISAL / J. GIERMAZIAK / M. AVENATTI	Ferrari 458 Italia	LMGTE Am	D	D	4:06.469	8 34	+44.524	+0.522	199.1
56	55 AF Corse	D. CAMERON / M. GRIFFIN / A. MORTIMER	Ferrari 458 Italia	LMGTE Am	M	M	4:06.955	5 27	+45.010	+0.486	198.7
57	74 Team LNT	L. TOMLINSON / C. ROBERTSON / C. HOY	Ginetta - Nissan	LMP3	M	M	4:07.232	18 43	+45.287	+0.277	198.5
58	68 Team AAI	H. CHEN / G. VANNELET / M. PARISY	Porsche 911 RSR	LMGTE Am	M	M	4:07.735	10 40	+45.790	+0.503	198.1
59	86 Gulf Racing UK	M. WAINWRIGHT / A. CARROLL / P. KEEN	Porsche 911 RSR	LMGTE Am	M	M	4:08.536	17 37	+46.591	+0.801	197.4
60	53 RILEY MOTORSPORTS-TI AUTO	J. BLEEKEMOLEN / B. KEATING / M. MILLER	Sri Viper GTS-R	LMGTE Am	M	M	4:08.609	8 29	+46.664	+0.073	197.4
61	96 Aston Martin Racing	R. GOETHE / S. HALL / F. CASTELLACCI	Aston Martin Vantage V8	LMGTE Am	M	M	4:10.083	9 34	+48.138	+1.474	196.2
62	67 Team AAI	J. CHEN / A. KAPADIA / X. MAASSEN	Porsche 911 GT3 RSR	LMGTE Am	M	M	4:10.736	9 27	+48.791	+0.653	195.7
63	95 Aston Martin Racing	M. SØRENSEN / C. NYGAARD / N. THIIIM	Aston Martin Vantage V8	LMGTE Pro	M	M	4:16.916	6 19	+54.971	+6.180	191.0
64	82 AF Corse	Y. MALLEGOL / J. BACHELER / H. BLANK / E. MOUZ	Ferrari 458 Italia	LMGTE Am	M	M	4:20.327	15 20	+58.382	+3.411	188.5

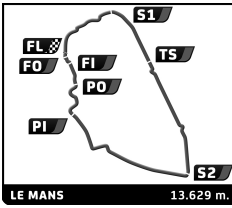
Fastest Lap

Lap 10

Neel JANI

3:21.945

243.0 Kph



FIA WEC

Official Test 24 Hours of Le Mans

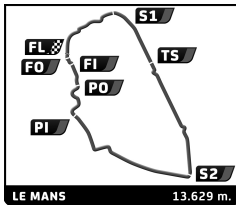
Test Practice 1

Classification



Nr.	Team	Drivers	Car	Cl	Ty	Time	Lap	Total	Gap	Kph
-----	------	---------	-----	----	----	------	-----	-------	-----	-----

Published at:	Track Temp: 18,33 °C	Air Temp: 15,83 °C	Track Status: WET
Race Director:		Timekeeper:	



FIA WEC

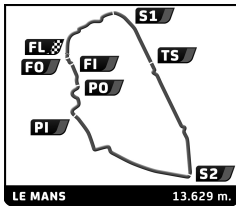
Official Test 24 Hours of Le Mans

Test Practice 1

Classification by Class



Nr.	Team	Drivers	Car	Ty	Time	Lap	Total	Gap	Kph
LMP1									
1	18 Porsche Team	R. DUMAS / N. JANI / M. LIEB / F. MAKOWIECKI	Porsche 919 Hybrid	H M	3:21.945	10	44		243.0
2	9 Audi Sport Team Joest	F. ALBUQUERQUE / M. BONANOMI / R. RAST	Audi R18 e-tron quattro	H M	3:22.307	11	44	+0.362	242.5
3	7 Audi Sport Team Joest	M. FÄSSLER / A. LOTTERER / B. TRÉLUYER	Audi R18 e-tron quattro	H M	3:22.930	12	49	+0.985	241.8
4	17 Porsche Team	T. BEHNHARD / M. WEBBER / B. HARTLEY / F. MAKOWIECKI	Porsche 919 Hybrid	H M	3:23.945	6	42	+2.000	240.6
5	8 Audi Sport Team Joest	L. DI GRASSI / L. DUVAL / O. JARVIS	Audi R18 e-tron quattro	H M	3:24.111	12	49	+2.166	240.4
6	19 Porsche Team	N. HÜLKENBERG / E. BAMBER / N. TANDY / F. MAKOWIECKI	Porsche 919 Hybrid	H M	3:24.147	8	45	+2.202	240.3
7	2 Toyota Racing	A. WURZ / S. SARRAZIN / M. CONWAY	Toyota TS 040 - Hybrid	H M	3:26.929	16	42	+4.984	237.1
8	1 Toyota Racing	A. DAVIDSON / S. BUEMI / K. NAKAJIMA / K. KOSYASHI	Toyota TS 040 - Hybrid	H M	3:27.017	17	45	+5.072	237.0
9	12 Rebellion Racing	N. PROST / M. BECHE / N. HEIDFELD	Rebellion R-One - AER	M	3:30.508	8	38	+8.563	233.1
10	4 Team Bykolles	S. TRÜMMER / P. KAFFER / T. MONTEIRO	CLM P1/01 - AER	M	3:38.904	17	26	+16.959	224.1
11	13 Rebellion Racing	A. IMPERATORI / D. KRAIHAMER / D. ABT	Rebellion R-One - AER	M	3:42.754	10	17	+20.809	220.3
12	23 Nissan Motorsports	O. PLA / J. MARDENBOROUGH / M. CHILTON	Nissan GT-R LM Nismo	H M	3:43.383	11	15	+21.438	219.6
13	22 Nissan Motorsports	H. TINCKNELL / M. KRUMM / A. BUNCOMBE	Nissan GT-R LM Nismo	H M	3:48.835	9	18	+26.890	214.4
14	21 Nissan Motorsports	T. MATSUDA / M. SHULZHITSKIY / L. ORDÓÑEZ	Nissan GT-R LM Nismo	H M	3:51.334	4	21	+29.389	212.1
LMP2									
1	34 Oak Racing	C. CUMMING / L. VANTHOOR	Ligier JS P2 - HPD	D	3:41.919	10	33		221.1
2	36 Signatech Alpine	N. PANCIATICI / P. CHATIN / Y. CAPILLAIRE	Alpine A450b - Nissan	D	3:42.273	11	41	+0.354	220.7
3	47 KCMG	M. HOWSON / N. LAPIERRE / R. BRADLEY	Oreca 05 - Nissan	D	3:42.453	10	28	+0.534	220.6
4	38 JOTA Sport	S. DOLAN / M. EVANS / O. TURVEY	Gibson 0155 - Nissan	D	3:42.547	11	39	+0.628	220.5
5	42 Strakka Racing	N. LEVENTIS / D. WATTS / J. KANE	Strakka Dome S103 - Nissan	M	3:43.833	14	29	+1.914	219.2
6	41 Greaves Motorsport	G. HIRSCH / B. WIRDHEIM / J. LANCASTER / G. PALETOU	Gibson 0155 - Nissan	D	3:44.380	19	41	+2.461	218.7
7	26 G-Drive Racing	R. RUSINOV / J. CANAL / S. BIRD	Ligier JS P2 - Nissan	D	3:45.701	5	7	+3.782	217.4
8	48 Murphy Prototypes	K. CHANDHOK / M. PATTERSON / N. BERTHON	Oreca 03R - Nissan	D	3:46.611	8	34	+4.692	216.5
9	28 G-Drive Racing	G. YACAMAN / L. DERANI / R. GONZALEZ	Ligier JS P2 - Nissan	D	3:47.975	8	28	+6.056	215.2
10	30 Extreme Speed Motorsports	S. SHARP / R. DALZIEL / D. HEINEMEIER HANSS	Ligier JS P2 - HPD	D	3:47.981	17	21	+6.062	215.2
11	46 Thiriet By Tds Racing	P. THIRIET / T. GOMMENDY / L. BADEY	Oreca 05 - Nissan	D	3:48.863	8	27	+6.944	214.4
12	27 SMP Racing	M. MEDJANI / D. MARKOZOV / N. MINASSIAN	BR01 - Nissan	M	3:48.960	7	29	+7.041	214.3
13	43 Team Sard Morand	P. RAGUES / O. WEBB / Z. AMBERG	Morgan Evo - SARD	D	3:49.312	15	25	+7.393	214.0
14	29 Pegasus Racing	L. ROUSSEL / D. CHENG / H. TUNG	Morgan - Nissan	M	3:49.461	8	27	+7.542	213.8
15	31 Extreme Speed Motorsports	E. BROWN / J. VAN OVERBEEK / J. FOGARTY	Ligier JS P2 - HPD	D	3:49.697	9	32	+7.778	213.6
16	35 Oak Racing	J. NICOLET / J. MERLIN / E. MARIS	Ligier JS P2 - Nissan	D	3:51.233	10	30	+9.314	212.2
17	40 Krohn Racing	T. KROHN / N. JÖNSSON	Ligier JS P2 - Judd	M	3:51.257	9	37	+9.338	212.2
18	45 Ibanez Racing	P. PERRET / I. BELLAROSA / J. IBANEZ	Oreca 03R - Nissan	D	3:52.298	10	23	+10.379	211.2
19	37 SMP Racing	M. ALESHIN / K. LADYGIN / A. LADYGIN	BR01 - Nissan	M	3:52.613	10	19	+10.694	210.9
20	49 KCMG	T. FUJII / S. HOSHINO / C. KLIEN	Oreca 03R - Judd	D	3:53.433	4	22	+11.514	210.2
21	44 Ibanez Racing	Y. YAMAGISHI / P. PERRET / J. IBANEZ / S. RAFFIN	Oreca 03R - Nissan	D	4:03.925	3	30	+22.006	201.1
LMP3									
1	75 Team LNT	M. CHILTON / T. MATSUDA / A. BUNCOMBE / N. McMILLAN	Ginetta - Nissan	M	4:02.712	10	37		202.2
2	74 Team LNT	L. TOMLINSON / C. ROBERTSON / C. HOY	Ginetta - Nissan	M	4:07.232	18	43	+4.520	198.5
LMGTE Pro									
1	64 Corvette Racing - GM	O. GAVIN / T. MILNER / J. TAYLOR	Chevrolet Corvette C7.R	M	3:58.162	17	29		206.0
2	51 AF Corse	G. BRUNI / T. VILANDER / G. FISICHELLA	Ferrari F458 Italia	M	3:58.616	13	23	+0.454	205.6
3	92 Porsche Team Manthey	P. PILET / F. MAKOWIECKI / W. HENZLER / S. MÜLLER	Porsche 911 RSR	M	3:59.043	11	35	+0.881	205.3
4	63 Corvette Racing - GM	J. MAGNUSSEN / A. GARCIA / R. BRISCOE	Chevrolet Corvette C7.R	M	4:00.549	17	38	+2.387	204.0
5	91 Porsche Team Manthey	R. LIETZ / M. CHRISTENSEN / J. BERGMEISTER / S. MÖLLER	Porsche 911 RSR	M	4:00.930	15	29	+2.768	203.6
6	71 AF Corse	D. RIGON / J. CALADO / O. BERETTA	Ferrari F458 Italia	M	4:01.641	11	15	+3.479	203.0
7	97 Aston Martin Racing	D. TURNER / S. MÜCKE / R. BELL	Aston Martin Vantage V8	M	4:02.707	10	26	+4.545	202.2
8	99 Aston Martin Racing V8	F. REES / A. MACDOWALL / R. STANAWAY	Aston Martin Vantage V8	M	4:03.273	9	22	+5.111	201.7
9	95 Aston Martin Racing	M. SØRENSEN / C. NYGAARD / N. THIM	Aston Martin Vantage V8	M	4:16.916	6	19	+18.754	191.0
LMGTE Am									



FIA WEC

Official Test 24 Hours of Le Mans

Test Practice 1



Classification by Class

Nr.	Team	Drivers	Car	Ty	Time	Lap	Total	Gap	Kph
1	61 AF Corse	P. MANN / R. GIAMMARIA / M. CRESSONI	Ferrari 458 Italia	M	4:00.677	7	32		203.9
2	72 SMP Racing	V. SHAYTAR / A. BERTOLINI / A. BASOV	Ferrari F458 Italia	M	4:01.303	7	26	+0.626	+0.626 203.3
3	83 AF Corse	F. PERRODO / E. COLLARD / R. AGUAS	Ferrari F458 Italia	M	4:02.401	9	29	+1.724	+1.098 202.4
4	62 Scuderia Corsa	W. SWEEDLER / T. BELL / J. SEGAL	Ferrari 458 Italia	M	4:02.887	10	39	+2.210	+0.486 202.0
5	50 Larbre Competition	G. RODA / P. RUBERTI / K. POULSEN	Chevrolet Corvette C7	M	4:03.116	12	27	+2.439	+0.229 201.8
6	77 Dempsey - Proton Racing	P. DEMPSEY / P. LONG / M. SEEFRIED	Porsche 911 RSR	M	4:03.367	6	34	+2.690	+0.251 201.6
7	81 AF Corse	P. PERAZZINI / M. CIOCI	Ferrari 458 Italia	M	4:03.767	9	31	+3.090	+0.400 201.3
8	88 Abu Dhabi-Proton Racing	C. RIED / K. AL QUBAISI / K. BACHLER	Porsche 911 RSR	M	4:03.888	9	32	+3.211	+0.121 201.2
9	98 Aston Martin Racing	P. DALLA LANA / P. LAMY / M. LAUDA	Aston Martin Vantage V8	M	4:05.448	5	25	+4.771	+1.560 199.9
10	60 Formula Racing	J. LAURSEN / M. MAC / A. RIZZOLI	Ferrari 458 Italia	M	4:05.947	5	34	+5.270	+0.499 199.5
11	66 JMW Motorsport	A. ALFAISAL / J. GIERMAZIAK / M. AVENATTI	Ferrari 458 Italia	D	4:06.469	8	34	+5.792	+0.522 199.1
12	55 AF Corse	D. CAMERON / M. GRIFFIN / A. MORTIMER	Ferrari 458 Italia	M	4:06.955	5	27	+6.278	+0.486 198.7
13	68 Team AAI	H. CHEN / G. VANNELET / M. PARISY	Porsche 911 RSR	M	4:07.735	10	40	+7.058	+0.780 198.1
14	86 Gulf Racing UK	M. WAINWRIGHT / A. CARROLL / P. KEEN	Porsche 911 RSR	M	4:08.536	17	37	+7.859	+0.801 197.4
15	53 RILEY MOTORSPORTS-TI AUTO	J. BLEEKEMOLEN / B. KEATING / M. MILLER	Srt Viper GTS-R	M	4:08.609	8	29	+7.932	+0.073 197.4
16	96 Aston Martin Racing	R. GOETHE / S. HALL / F. CASTELLACCI	Aston Martin Vantage V8	M	4:10.083	9	34	+9.406	+1.474 196.2
17	67 Team AAI	J. CHEN / A. KAPADIA / X. MAASSEN	Porsche 911 GT3 RSR	M	4:10.736	9	27	+10.059	+0.653 195.7
18	82 AF Corse	Y. MALLEGOL / J. BACHELIER / H. BLANK / E. MOUEZ	Ferrari 458 Italia	M	4:20.327	15	20	+19.650	+9.591 188.5

Published at:

Track Temp: **18,33 °C**

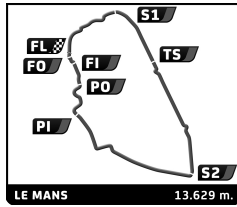
Air Temp: **15,83 °C**

Track Status:

WET

Race Director:

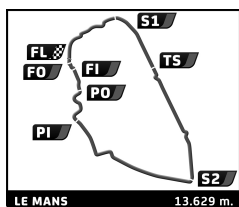
Timekeeper:



FIA WEC
Official Test 24 Hours of Le Mans
After Test Practice 1
Classification by Fastest Lap



Nr	Team	Car	Class	Driver	Time	Laps	Gap	Kph	Session
1	18 Porsche Team	Porsche 919 Hybrid	LMP1 H	Neel JANI	3:21.945	28		243.0	Test Practice 1
2	9 Audi Sport Team Joest	Audi R18 e-tron quattro	LMP1 H	Marco BONANOMI	3:22.307	14	0.362	242.5	Test Practice 1
3	7 Audi Sport Team Joest	Audi R18 e-tron quattro	LMP1 H	André LOTTERER	3:22.930	14	0.985	241.8	Test Practice 1
4	17 Porsche Team	Porsche 919 Hybrid	LMP1 H	Timo BERNHARD	3:23.945	16	2.000	240.6	Test Practice 1
5	8 Audi Sport Team Joest	Audi R18 e-tron quattro	LMP1 H	Lucas DI GRASSI	3:24.111	23	2.166	240.4	Test Practice 1
6	19 Porsche Team	Porsche 919 Hybrid	LMP1 H	Nicolas HÜLKENBERG	3:24.147	10	2.202	240.3	Test Practice 1
7	2 Toyota Racing	Toyota TS 040 - Hybrid	LMP1 H	Stéphane SARRAZIN	3:26.929	19	4.984	237.1	Test Practice 1
8	1 Toyota Racing	Toyota TS 040 - Hybrid	LMP1 H	Sébastien BUEMI	3:27.017	16	5.072	237.0	Test Practice 1
9	12 Rebellion Racing	Rebellion R-One - AER	LMP1	Mathias BECHE	3:30.508	9	8.563	233.1	Test Practice 1
10	4 Team Bykolles	CLM P1/01 - AER	LMP1	Pierre KÄFFER	3:38.904	8	16.959	224.1	Test Practice 1
11	34 Oak Racing	Ligier JS P2 - HPD	LMP2	Laurens VANTHOOR	3:41.919	25	19.974	221.1	Test Practice 1
12	36 Signatech Alpine	Alpine A450b - Nissan	LMP2	Paul Loup CHATIN	3:42.273	15	20.328	220.7	Test Practice 1
13	47 KCMG	Oreca 05 - Nissan	LMP2	Matthew HOWSON	3:42.453	7	20.508	220.6	Test Practice 1
14	38 JOTA Sport	Gibson 015S - Nissan	LMP2	Mitch EVANS	3:42.547	18	20.602	220.5	Test Practice 1
15	13 Rebellion Racing	Rebellion R-One - AER	LMP1	Daniel ABT	3:42.754	12	20.809	220.3	Test Practice 1
16	23 Nissan Motorsports	Nissan GT-R LM Nismo	LMP1 H	Olivier PLA	3:43.383	13	21.438	219.6	Test Practice 1
17	42 Strakka Racing	Strakka Dome S103 - Nissan	LMP2	Jonny KANE	3:43.833	15	21.888	219.2	Test Practice 1
18	41 Greaves Motorsport	Gibson 015S - Nissan	LMP2	Jon LANCASTER	3:44.380	11	22.435	218.7	Test Practice 1
19	26 G-Drive Racing	Ligier JS P2 - Nissan	LMP2	Julien CANAL	3:45.701	6	23.756	217.4	Test Practice 1
20	48 Murphy Prototypes	Oreca 03R - Nissan	LMP2	Karun CHANDHOK	3:46.611	5	24.666	216.5	Test Practice 1
21	28 G-Drive Racing	Ligier JS P2 - Nissan	LMP2	Lucas FELIPE DERANI	3:47.975	11	26.030	215.2	Test Practice 1
22	30 Extreme Speed Motorsports	Ligier JS P2 - HPD	LMP2	Scott SHARP	3:47.981	18	26.036	215.2	Test Practice 1
23	22 Nissan Motorsports	Nissan GT-R LM Nismo	LMP1 H	Michael KRUMM	3:48.835	14	26.890	214.4	Test Practice 1
24	46 Thiriet By Tds Racing	Oreca 05 - Nissan	LMP2	Pierre THIRIET	3:48.863	18	26.918	214.4	Test Practice 1
25	27 SMP Racing	BR01 - Nissan	LMP2	Nicolas MINASSIAN	3:48.960	9	27.015	214.3	Test Practice 1
26	43 Team Sard Morand	Morgan Evo - SARD	LMP2	Zoël AMBERG	3:49.312	10	27.367	214.0	Test Practice 1
27	29 Pegasus Racing	Morgan - Nissan	LMP2	Ho-Pin TUNG	3:49.461	10	27.516	213.8	Test Practice 1
28	31 Extreme Speed Motorsports	Ligier JS P2 - HPD	LMP2	Jonathon FOGARTY	3:49.697	11	27.752	213.6	Test Practice 1
29	35 Oak Racing	Ligier JS P2 - Nissan	LMP2	Jacques NICOLET	3:51.233	16	29.288	212.2	Test Practice 1
30	40 Krohn Racing	Ligier JS P2 - Judd	LMP2	Nick JÖNSSON	3:51.257	15	29.312	212.2	Test Practice 1
31	21 Nissan Motorsports	Nissan GT-R LM Nismo	LMP1 H	Lucas ORDOÑEZ	3:51.334	12	29.389	212.1	Test Practice 1
32	45 Ibanez Racing	Oreca 03R - Nissan	LMP2	Ivan BELLAROSA	3:52.298	12	30.353	211.2	Test Practice 1
33	37 SMP Racing	BR01 - Nissan	LMP2	Mikhail ALESHIN	3:52.613	11	30.668	210.9	Test Practice 1
34	49 KCMG	Oreca 03R - Judd	LMP2	Christian KLIEN	3:53.433	6	31.488	210.2	Test Practice 1
35	64 Corvette Racing - GM	Chevrolet Corvette C7.R	LMGTE Pro	Oliver GAVIN	3:58.162	26	36.217	206.0	Test Practice 1
36	51 AF Corse	Ferrari F458 Italia	LMGTE Pro	Gianmaria BRUNI	3:58.616	16	36.671	205.6	Test Practice 1
37	92 Porsche Team Manthey	Porsche 911 RSR	LMGTE Pro	Frédéric MAKOWIECKI	3:59.043	17	37.098	205.3	Test Practice 1
38	63 Corvette Racing - GM	Chevrolet Corvette C7.R	LMGTE Pro	Jan MAGNUSSEN	4:00.549	18	38.604	204.0	Test Practice 1
39	61 AF Corse	Ferrari 458 Italia	LMGTE Am	Raffaele GIAMMARIA	4:00.677	12	38.732	203.9	Test Practice 1
40	91 Porsche Team Manthey	Porsche 911 RSR	LMGTE Pro	Michael CHRISTENSEN	4:00.930	17	38.985	203.6	Test Practice 1
41	72 SMP Racing	Ferrari F458 Italia	LMGTE Am	Andrea BERTOLINI	4:01.303	8	39.358	203.3	Test Practice 1
42	71 AF Corse	Ferrari F458 Italia	LMGTE Pro	Davide RIGON	4:01.641	15	39.696	203.0	Test Practice 1
43	83 AF Corse	Ferrari F458 Italia	LMGTE Am	Emmanuel COLLARD	4:02.401	10	40.456	202.4	Test Practice 1
44	97 Aston Martin Racing	Aston Martin Vantage V8	LMGTE Pro	Darren TURNER	4:02.707	5	40.762	202.2	Test Practice 1
45	75 Team LNT	Ginetta - Nissan	LMP3	Tsugio MATSUDA	4:02.712	14	40.767	202.2	Test Practice 1
46	62 Scuderia Corsa	Ferrari 458 Italia	LMGTE Am	Jeffrey SEGAL	4:02.887	11	40.942	202.0	Test Practice 1
47	50 Larbre Competition	Chevrolet Corvette C7	LMGTE Am	Paolo RUBERTI	4:03.116	13	41.171	201.8	Test Practice 1
48	99 Aston Martin Racing V8	Aston Martin Vantage V8	LMGTE Pro	Alex MACDOWALL	4:03.273	8	41.328	201.7	Test Practice 1
49	77 Dempsey - Proton Racing	Porsche 911 RSR	LMGTE Am	Patrick LONG	4:03.367	10	41.422	201.6	Test Practice 1
50	81 AF Corse	Ferrari 458 Italia	LMGTE Am	Marco CIOCI	4:03.767	11	41.822	201.3	Test Practice 1
51	88 Abu Dhabi-Proton Racing	Porsche 911 RSR	LMGTE Am	Klaus BACHLER	4:03.888	10	41.943	201.2	Test Practice 1
52	44 Ibanez Racing	Oreca 03R - Nissan	LMP2	José IBANEZ	4:03.925	4	41.980	201.1	Test Practice 1
53	98 Aston Martin Racing	Aston Martin Vantage V8	LMGTE Am	Pedro LAMY	4:05.448	6	43.503	199.9	Test Practice 1
54	60 Formula Racing	Ferrari 458 Italia	LMGTE Am	Mikkel MAC	4:05.947	12	44.002	199.5	Test Practice 1
55	66 JMW Motorsport	Ferrari 458 Italia	LMGTE Am	Jakub GIERMAZIAK	4:06.469	15	44.524	199.1	Test Practice 1
56	55 AF Corse	Ferrari 458 Italia	LMGTE Am	Matthew GRIFFIN	4:06.955	6	45.010	198.7	Test Practice 1
57	74 Team LNT	Ginetta - Nissan	LMP3	Chris HOY	4:07.232	20	45.287	198.5	Test Practice 1
58	68 Team AAL	Porsche 911 RSR	LMGTE Am	Mike PARISY	4:07.735	11	45.790	198.1	Test Practice 1



FIA WEC

Official Test 24 Hours of Le Mans
After Test Practice 1

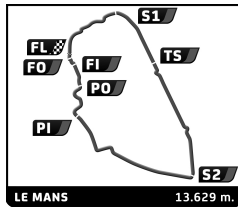
Classification by Fastest Lap



Nr	Team	Car	Class	Driver	Time	Laps	Gap	Kph	Session
59	86 Gulf Racing UK	Porsche 911 RSR	LMGTE Am	Philip KEEN	4:08.536	10	46.591	197.4	Test Practice 1
60	53 RILEY MOTORSPORTS-TI AUTO	Srt Viper GTS-R	LMGTE Am	Marc MILLER	4:08.609	13	46.664	197.4	Test Practice 1
61	96 Aston Martin Racing	Aston Martin Vantage V8	LMGTE Am	Francesco CASTELLACCI	4:10.083	10	48.138	196.2	Test Practice 1
62	67 Team AAI	Porsche 911 GT3 RSR	LMGTE Am	Alex KAPADIA	4:10.736	10	48.791	195.7	Test Practice 1
63	95 Aston Martin Racing	Aston Martin Vantage V8	LMGTE Pro	Marco SØRENSEN	4:16.916	10	54.971	191.0	Test Practice 1
64	82 AF Corse	Ferrari 458 Italia	LMGTE Am	Howard BLANK	4:20.327	8	58.382	188.5	Test Practice 1

Published at:

Race Director:	Timekeeper:
-----------------------	--------------------



FIA WEC

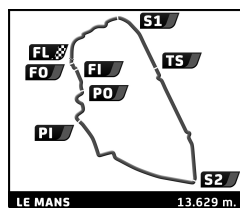
Official Test 24 Hours of Le Mans

Test Practice 1

Classification by Driver Fastest Lap



Nr	Team	Car	Class	Driver	Time	Lap	Total	Gap	Kph
1	18 Porsche Team	Porsche 919 Hybrid	LMP1 H	Neel JANI	3:21.945	10	28		243.0
2	9 Audi Sport Team Joest	Audi R18 e-tron quattro	LMP1 H	Marco BONANOMI	3:22.307	11	14	0.362	0.362 241.8
3	7 Audi Sport Team Joest	Audi R18 e-tron quattro	LMP1 H	André LOTTERER	3:22.930	12	14	0.985	0.623 241.8
4	17 Porsche Team	Porsche 919 Hybrid	LMP1 H	Timmo BERNHARD	3:23.945	6	16	2.000	1.015 240.6
5	8 Audi Sport Team Joest	Audi R18 e-tron quattro	LMP1 H	Lucas DI GRASSI	3:24.111	12	23	2.166	0.166 240.4
6	19 Porsche Team	Porsche 919 Hybrid	LMP1 H	Nicolas HÜLKENBERG	3:24.147	8	10	2.202	0.036 240.3
7	8 Audi Sport Team Joest	Audi R18 e-tron quattro	LMP1 H	Oliver JÄRVIS	3:24.548	6	15	2.603	0.401 239.9
8	7 Audi Sport Team Joest	Audi R18 e-tron quattro	LMP1 H	Marcel FÄSSLER	3:24.729	6	14	2.784	0.181 239.7
9	19 Porsche Team	Porsche 919 Hybrid	LMP1 H	Earl BAMBER	3:24.883	5	10	2.938	0.154 239.5
10	9 Audi Sport Team Joest	Audi R18 e-tron quattro	LMP1 H	René RAST	3:26.480	6	15	4.535	1.597 237.6
11	2 Toyota Racing	Toyota TS 040 - Hybrid	LMP1 H	Stéphane SARRAZIN	3:26.929	16	19	4.984	0.449 237.1
12	1 Toyota Racing	Toyota TS 040 - Hybrid	LMP1 H	Sébastien BUEMI	3:27.017	4	16	5.072	0.088 237.0
13	17 Porsche Team	Porsche 919 Hybrid	LMP1 H	Mark WEBBER	3:27.597	4	15	5.652	0.580 236.3
14	17 Porsche Team	Porsche 919 Hybrid	LMP1 H	Brendon HARTLEY	3:28.090	4	11	6.145	0.493 235.8
15	1 Toyota Racing	Toyota TS 040 - Hybrid	LMP1 H	Kamui KOBAYASHI	3:29.321	5	6	7.376	1.231 234.4
16	12 Rebellion Racing	Rebellion R-One - AER	LMP1	Mathias BECHE	3:30.508	8	9	8.563	1.187 233.1
17	1 Toyota Racing	Toyota TS 040 - Hybrid	LMP1 H	Kazuki NAKAJIMA	3:33.074	5	7	11.129	2.566 230.3
18	12 Rebellion Racing	Rebellion R-One - AER	LMP1	Nick HEIDFELD	3:38.255	3	15	16.310	5.181 224.8
19	4 Team Bykolles	CLM P1/01 - AER	LMP1	Pierre KÄFFER	3:38.904	6	8	16.959	0.649 224.1
20	34 Oak Racing	Ligier JS P2 - HPD	LMP2	Laurens VANTHOOR	3:41.919	10	25	19.974	3.015 221.1
21	36 Signatech Alpine	Alpine A450b - Nissan	LMP2	Paul Loup CHATIN	3:42.273	11	15	20.328	0.354 220.7
22	47 KCMG	Oreca 05 - Nissan	LMP2	Mathew HOWSON	3:42.453	4	7	20.508	0.180 220.6
23	38 JOTA Sport	Gibson 015S - Nissan	LMP2	Mitch EVANS	3:42.547	11	18	20.602	0.094 220.5
24	13 Rebellion Racing	Rebellion R-One - AER	LMP1	Daniel ABT	3:42.754	10	12	20.809	0.207 220.3
25	23 Nissan Motorsports	Nissan GT-R LM Nismo	LMP1 H	Olivier PLA	3:43.383	11	13	21.438	0.629 219.6
26	42 Strakka Racing	Strakka Dome S103 - Nissan	LMP2	Jonny KANE	3:43.833	14	15	21.888	0.450 219.2
27	41 Greaves Motorsport	Gibson 015S - Nissan	LMP2	Jon LANCASTER	3:44.380	8	11	22.435	0.547 218.7
28	2 Toyota Racing	Toyota TS 040 - Hybrid	LMP1 H	Alexander WURZ	3:44.793	2	10	22.848	0.413 218.3
29	4 Team Bykolles	CLM P1/01 - AER	LMP1	Simon TRUMMER	3:45.013	10	11	23.068	0.220 218.1
30	41 Greaves Motorsport	Gibson 015S - Nissan	LMP2	Bjorn WIRDHEIM	3:45.374	10	11	23.429	0.361 217.7
31	38 JOTA Sport	Gibson 015S - Nissan	LMP2	Simon DOLAN	3:45.376	4	10	23.431	0.002 217.7
32	36 Signatech Alpine	Alpine A450b - Nissan	LMP2	Vincent CAPILLAIRE	3:45.462	4	10	23.517	0.086 217.6
33	26 G-Drive Racing	Ligier JS P2 - Nissan	LMP2	Julien CANAL	3:45.701	5	6	23.756	0.239 217.4
34	2 Toyota Racing	Toyota TS 040 - Hybrid	LMP1 H	Mike CONWAY	3:46.140	13	13	24.195	0.439 217.0
35	19 Porsche Team	Porsche 919 Hybrid	LMP1 H	Frédéric MAKOWIECKI	3:46.201	9	10	24.256	0.061 216.9
36	1 Toyota Racing	Toyota TS 040 - Hybrid	LMP1 H	Anthony DAVIDSON	3:46.210	7	16	24.265	0.009 216.9
37	47 KCMG	Oreca 05 - Nissan	LMP2	Nicolas LAPIERRE	3:46.455	3	11	24.510	0.245 216.7
38	48 Murphy Prototypes	Oreca 03R - Nissan	LMP2	Karun CHANDHOK	3:46.611	3	5	24.666	0.156 216.5
39	19 Porsche Team	Porsche 919 Hybrid	LMP1 H	Nicholas TANDY	3:46.754	12	15	24.809	0.143 216.4
40	7 Audi Sport Team Joest	Audi R18 e-tron quattro	LMP1 H	Benoit TRÉLUYER	3:46.931	11	21	24.986	0.177 216.2
41	28 G-Drive Racing	Ligier JS P2 - Nissan	LMP2	Luis Felipe DERANI	3:47.975	8	11	26.030	1.044 215.2
42	30 Extreme Speed Motorsports	Ligier JS P2 - HPD	LMP2	Scott SHARP	3:47.981	17	18	26.036	0.006 215.2
43	8 Audi Sport Team Joest	Audi R18 e-tron quattro	LMP1 H	Loïc DUVAL	3:48.071	9	11	26.126	0.090 215.1
44	9 Audi Sport Team Joest	Audi R18 e-tron quattro	LMP1 H	Filipe ALBUQUERQUE	3:48.186	15	15	26.241	0.115 215.0
45	22 Nissan Motorsports	Nissan GT-R LM Nismo	LMP1 H	Michael KRUMM	3:48.835	9	14	26.890	0.649 214.4
46	46 Thiriet By Tds Racing	Oreca 05 - Nissan	LMP2	Pierre THIRIET	3:48.863	8	18	26.918	0.028 214.4
47	27 SMP Racing	BR01 - Nissan	LMP2	Nicolas MINASSIAN	3:48.960	7	9	27.015	0.097 214.3
48	18 Porsche Team	Porsche 919 Hybrid	LMP1 H	Marc LIEB	3:49.063	13	14	27.118	0.103 214.2
49	48 Murphy Prototypes	Oreca 03R - Nissan	LMP2	Nathanaël BERTHON	3:49.086	4	16	27.141	0.023 214.2
50	47 KCMG	Oreca 05 - Nissan	LMP2	Richard BRADLEY	3:49.157	5	10	27.212	0.071 214.1
51	43 Team Sard Morand	Morgan Evo - SARD	LMP2	Zoel AMBERG	3:49.312	8	10	27.367	0.155 214.0
52	29 Pegasus Racing	Morgan - Nissan	LMP2	Ho-Pin TUNG	3:49.461	4	10	27.516	0.149 213.8
53	31 Extreme Speed Motorsports	Ligier JS P2 - HPD	LMP2	Jonathon FOGARTY	3:49.697	9	11	27.752	0.236 213.6
54	48 Murphy Prototypes	Oreca 03R - Nissan	LMP2	Mark PATTERSON	3:50.854	5	13	28.909	1.157 212.5
55	28 G-Drive Racing	Ligier JS P2 - Nissan	LMP2	Gustavo YACAMAN	3:50.888	4	11	28.943	0.034 212.5
56	43 Team Sard Morand	Morgan Evo - SARD	LMP2	Oliver WEBB	3:51.163	6	10	29.218	0.275 212.3
57	35 Oak Racing	Ligier JS P2 - Nissan	LMP2	Jacques NICOLET	3:51.233	10	16	29.288	0.070 212.2
58	40 Krohn Racing	Ligier JS P2 - Judd	LMP2	Nick JÖNSSON	3:51.257	9	15	29.312	0.024 212.2
59	21 Nissan Motorsports	Nissan GT-R LM Nismo	LMP1 H	Lucas ORDOÑEZ	3:51.334	4	12	29.389	0.077 212.1
60	45 Ibanez Racing	Oreca 03R - Nissan	LMP2	Ivan BELLAROSA	3:52.298	10	12	30.353	0.964 211.2
61	37 SMP Racing	BR01 - Nissan	LMP2	Mikhail ALESHIN	3:52.613	10	11	30.668	0.315 210.9
62	34 Oak Racing	Ligier JS P2 - HPD	LMP2	Christopher CUMMING	3:52.847	5	8	30.902	0.234 210.7
63	49 KCMG	Oreca 03R - Judd	LMP2	Christian KLIEB	3:53.433	4	6	31.488	0.586 210.2
64	64 Corvette Racing - GM	Chevrolet Corvette C7.R	LMGTE Pro	Oliver GAVIN	3:58.162	17	26	36.217	4.729 206.0
65	51 AF Corse	Ferrari F458 Italia	LMGTE Pro	Gianmaria BRUNI	3:58.616	13	16	36.671	0.454 205.6
66	45 Ibanez Racing	Oreca 03R - Nissan	LMP2	José IBANEZ	3:58.864	3	11	36.919	0.248 205.4
67	92 Porsche Team Manthey	Porsche 911 RSR	LMGTE Pro	Frédéric MAKOWIECKI	3:59.043	11	17	37.098	0.179 205.3
68									

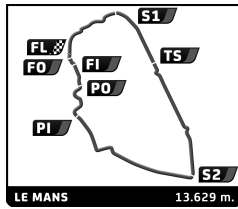


FIA WEC Official Test 24 Hours of Le Mans Test Practice 1

Classification by Driver Fastest Lap



Nr	Team	Car	Class	Driver	Time	Lap	Total	Gap	Kph	
69	18 Porsche Team	Porsche 919 Hybrid	LMP1 H	Romain DUMAS	3:59.380	2	2	37.435	0.060	205.0
70	63 Corvette Racing - GM	Chevrolet Corvette C7.R	LMGTE Pro	Jan MAGNUSSEN	4:00.549	17	18	38.604	1.169	204.0
71	61 AF Corse	Ferrari 458 Italia	LMGTE Am	Raffaele GIAMMARRIA	4:00.677	7	12	38.732	0.128	203.9
72	13 Rebellion Racing	Rebellion R-One - AER	LMP1	Alexandre IMPERATORI	4:00.899	3	5	38.954	0.222	203.7
73	91 Porsche Team Manthey	Porsche 911 RSR	LMGTE Pro	Michael CHRISTENSEN	4:00.930	15	17	38.985	0.031	203.6
74	72 SMP Racing	Ferrari F458 Italia	LMGTE Am	Andrea BERTOLINI	4:01.303	7	8	39.358	0.373	203.3
75	71 AF Corse	Ferrari F458 Italia	LMGTE Pro	Davide RIGON	4:01.641	11	15	39.696	0.338	203.0
76	83 AF Corse	Ferrari F458 Italia	LMGTE Am	Emmanuel COLLARD	4:02.401	9	10	40.456	0.760	202.4
77	97 Aston Martin Racing	Aston Martin Vantage V8	LMGTE Pro	Darren TURNER	4:02.707	4	5	40.762	0.306	202.2
78	75 Team LNT	Ginetta - Nissan	LMP3	Tsugio MATSUDA	4:02.712	10	14	40.767	0.005	202.2
79	62 Scuderia Corsa	Ferrari 458 Italia	LMGTE Am	Jeffrey SEGAL	4:02.887	10	11	40.942	0.175	202.0
80	50 Larbre Competition	Chevrolet Corvette C7	LMGTE Am	Paolo RUBERTI	4:03.116	12	13	41.171	0.229	201.8
81	99 Aston Martin Racing V8	Aston Martin Vantage V8	LMGTE Pro	Alex MACDOWALL	4:03.273	4	8	41.328	0.157	201.7
82	77 Dempsey - Proton Racing	Porsche 911 RSR	LMGTE Am	Patrick LONG	4:03.367	6	10	41.422	0.094	201.6
83	75 Team LNT	Ginetta - Nissan	LMP3	Alex BUNCOMBE	4:03.478	4	10	41.533	0.111	201.5
84	81 AF Corse	Ferrari 458 Italia	LMGTE Am	Marco CIOCI	4:03.767	9	11	41.822	0.289	201.3
85	88 Abu Dhabi-Proton Racing	Porsche 911 RSR	LMGTE Am	Klaus BACHLER	4:03.888	9	10	41.943	0.121	201.2
86	44 Ibanez Racing	Oreca 03R - Nissan	LMP2	José IBANEZ	4:03.925	3	4	41.980	0.037	201.1
87	97 Aston Martin Racing	Aston Martin Vantage V8	LMGTE Pro	Robert BELL	4:03.985	5	11	42.040	0.060	201.1
88	29 Pegasus Racing	Morgan - Nissan	LMP2	David CHENG	4:04.645	3	12	42.700	0.660	200.6
89	23 Nissan Motorsports	Nissan GT-R LM Nismo	LMP1 H	Jann HARDENBOROUGH	4:04.862	2	2	42.917	0.217	200.4
90	72 SMP Racing	Ferrari F458 Italia	LMGTE Am	Aleksey BASOV	4:04.999	3	11	43.054	0.137	200.3
91	98 Aston Martin Racing	Aston Martin Vantage V8	LMGTE Am	Pedro LAMY	4:05.448	5	6	43.503	0.449	199.9
92	60 Formula Racing	Ferrari 458 Italia	LMGTE Am	Mikkel MAC	4:05.947	5	12	44.002	0.499	199.5
93	31 Extreme Speed Motorsports	Ligier JS P2 - HPD	LMP2	Ed BROWN	4:05.960	3	11	44.015	0.013	199.5
94	66 JMW Motorsport	Ferrari 458 Italia	LMGTE Am	Jakub GIERMAZIAK	4:06.469	8	15	44.524	0.509	199.1
95	55 AF Corse	Ferrari 458 Italia	LMGTE Am	Matthew GRIFFIN	4:06.955	5	6	45.010	0.486	198.7
96	61 AF Corse	Ferrari 458 Italia	LMGTE Am	Matteo CRESSONI	4:07.179	5	14	45.234	0.224	198.5
97	74 Team LNT	Ginetta - Nissan	LMP3	Chris HOY	4:07.232	8	20	45.287	0.053	198.5
98	88 Abu Dhabi-Proton Racing	Porsche 911 RSR	LMGTE Am	Khaled AL QUBAISI	4:07.378	4	12	45.433	0.146	198.3
99	68 Team AAI	Porsche 911 RSR	LMGTE Am	Mike PARISY	4:07.735	10	11	45.790	0.357	198.1
100	86 Gulf Racing UK	Porsche 911 RSR	LMGTE Am	Philip KEEN	4:08.536	5	10	46.591	0.801	197.4
101	53 RILEY MOTORSPORTS-TI AUTO	Srt Viper GTS-R	LMGTE Am	Marc MILLER	4:08.609	8	13	46.664	0.073	197.4
102	55 AF Corse	Ferrari 458 Italia	LMGTE Am	Alex MORTIMER	4:08.663	10	12	46.718	0.054	197.3
103	81 AF Corse	Ferrari 458 Italia	LMGTE Am	Piergiuseppe PERAZZINI	4:09.229	8	20	47.284	0.566	196.9
104	21 Nissan Motorsports	Nissan GT-R LM Nismo	LMP1 H	Mark SHULZHITSKIY	4:09.306	5	9	47.361	0.077	196.8
105	74 Team LNT	Ginetta - Nissan	LMP3	Lawrence TOMLINSON	4:09.417	9	10	47.472	0.111	196.7
106	77 Dempsey - Proton Racing	Porsche 911 RSR	LMGTE Am	Patrick DEMPSEY	4:09.472	4	11	47.527	0.055	196.7
107	96 Aston Martin Racing	Aston Martin Vantage V8	LMGTE Am	Francesco CASTELLACCI	4:10.083	9	10	48.138	0.611	196.2
108	86 Gulf Racing UK	Porsche 911 RSR	LMGTE Am	Adam CARROLL	4:10.117	3	14	48.172	0.034	196.2
109	98 Aston Martin Racing	Aston Martin Vantage V8	LMGTE Am	Mathias LAUDA	4:10.606	2	13	48.661	0.489	195.8
110	60 Formula Racing	Ferrari 458 Italia	LMGTE Am	Johnny LAURSEN	4:10.693	9	11	48.748	0.087	195.7
111	67 Team AAI	Porsche 911 GT3 RSR	LMGTE Am	Alex KAPADIA	4:10.736	9	10	48.791	0.043	195.7
112	36 Signatech Alpine	Alpine A450b - Nissan	LMP2	Nelson PANCIATICI	4:10.908	14	16	48.963	0.172	195.5
113	44 Ibanez Racing	Oreca 03R - Nissan	LMP2	Pierre PERRET	4:12.000	10	13	50.055	1.092	194.7
114	86 Gulf Racing UK	Porsche 911 RSR	LMGTE Am	Michael WAINWRIGHT	4:12.718	7	13	50.773	0.718	194.1
115	99 Aston Martin Racing V8	Aston Martin Vantage V8	LMGTE Pro	Richie STANAWAY	4:13.469	2	6	51.524	0.751	193.6
116	27 SMP Racing	BR01 - Nissan	LMP2	David MARKOZOV	4:13.486	7	14	51.541	0.017	193.6
117	83 AF Corse	Ferrari F458 Italia	LMGTE Am	François PERRODO	4:13.526	5	13	51.581	0.040	193.5
118	37 SMP Racing	BR01 - Nissan	LMP2	Kirill LADYGIN	4:13.941	4	8	51.996	0.415	193.2
119	27 SMP Racing	BR01 - Nissan	LMP2	Maurizio MEDIANI	4:14.612	6	6	52.667	0.671	192.7
120	4 Team Bykolles	CLM P1/01 - AER	LMP1	Tiago MONTEIRO	4:15.602	5	7	53.657	0.990	192.0
121	95 Aston Martin Racing	Aston Martin Vantage V8	LMGTE Pro	Marco SØRENSEN	4:16.916	2	10	54.971	1.314	191.0
122	68 Team AAI	Porsche 911 RSR	LMGTE Am	Gilles VANNELET	4:17.261	4	11	55.316	0.345	190.7
123	38 JOTA Sport	Gibson 015S - Nissan	LMP2	Oliver TURVEY	4:17.477	10	11	55.532	0.216	190.6
124	22 Nissan Motorsports	Nissan GT-R LM Nismo	LMP1 H	Harry TINCKNELL	4:17.855	2	4	55.910	0.378	190.3
125	40 Krohn Racing	Ligier JS P2 - Judd	LMP2	Tracy KROHN	4:18.494	4	22	56.549	0.639	189.8
126	63 Corvette Racing - GM	Chevrolet Corvette C7.R	LMGTE Pro	Ryan BRISCOE	4:18.504	2	4	56.559	0.010	189.8
127	62 Scuderia Corsa	Ferrari 458 Italia	LMGTE Am	William SWEDLER	4:18.889	4	17	56.944	0.385	189.5
128	42 Strakka Racing	Strakka Dome S103 - Nissan	LMP2	Danny WATTS	4:19.076	13	14	57.131	0.187	189.4
129	96 Aston Martin Racing	Aston Martin Vantage V8	LMGTE Am	Ronald GOETHE	4:19.609	5	14	57.664	0.533	189.0
130	28 G-Drive Racing	Ligier JS P2 - Nissan	LMP2	Ricardo GONZALEZ	4:19.931	4	6	57.986	0.322	188.8
131	82 AF Corse	Ferrari 458 Italia	LMGTE Am	Howard BLANK	4:20.327	7	8	58.382	0.396	188.5
132	99 Aston Martin Racing V8	Aston Martin Vantage V8	LMGTE Pro	Fernando REES	4:20.995	4	8	59.050	0.668	188.0
133	63 Corvette Racing - GM	Chevrolet Corvette C7.R	LMGTE Pro	Antonio GARCIA	4:21.058	13	16	59.113	0.063	187.9
134	91 Porsche Team Manthey	Porsche 911 RSR	LMGTE Pro	Jörg BERGMEISTER	4:21.360	4	5	59.415	0.302	187.7
135	82 AF Corse	Ferrari 458 Italia	LMGTE Am	Jean-Marc BACHELIER	4:21.550	2	4	59.605	0.190	187.6
136	46 Thiriet By Tds Racing	Oreca 05 - Nissan	LMP2	Ludovic BADEY	4:21.965	3	9	1'00.020	0.415	187.3



FIA WEC

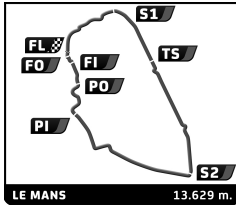
Official Test 24 Hours of Le Mans

Test Practice 1

Classification by Driver Fastest Lap



Nr	Team	Car	Class	Driver	Time	Lap	Total	Gap	Kph		
137	30	Extreme Speed Motorsports	Ligier JS P2 - HPD	LMP2	Ryan DALZIEL	4:22.006	2	3	1'00.061	0.041	187.3
138	41	Greaves Motorsport	Gibson 015S - Nissan	LMP2	Gaetan PALETOU	4:22.468	11	12	1'00.523	0.462	186.9
139	91	Porsche Team Manthey	Porsche 911 RSR	LMGTE Pro	Richard LIETZ	4:22.619	6	7	1'00.674	0.151	186.8
140	51	AF Corse	Ferrari F458 Italia	LMGTE Pro	Toni VILANDER	4:22.647	6	7	1'00.702	0.028	186.8
141	61	AF Corse	Ferrari 458 Italia	LMGTE Am	Peter Ashley MANN	4:23.060	5	6	1'01.115	0.413	186.5
142	41	Greaves Motorsport	Gibson 015S - Nissan	LMP2	Gary HIRSCH	4:23.644	4	7	1'01.699	0.584	186.1
143	97	Aston Martin Racing	Aston Martin Vantage V8	LMGTE Pro	Stefan MÜCKE	4:23.649	6	10	1'01.704	0.005	186.1
144	92	Porsche Team Manthey	Porsche 911 RSR	LMGTE Pro	Wolf HENZLER	4:24.154	7	8	1'02.209	0.505	185.7
145	49	KCMG	Oreca 03R - Judd	LMP2	Tomonobu FUJII	4:24.490	11	13	1'02.545	0.336	185.5
146	82	AF Corse	Ferrari 458 Italia	LMGTE Am	Eric MOUEZ	4:24.890	4	6	1'02.945	0.400	185.2
147	64	Corvette Racing - GM	Chevrolet Corvette C7.R	LMGTE Pro	Tom MILNER	4:25.364	3	3	1'03.419	0.474	184.9
148	77	Dempsey - Proton Racing	Porsche 911 RSR	LMGTE Am	Marco SEEFRIED	4:25.426	13	13	1'03.481	0.062	184.9
149	60	Formula Racing	Ferrari 458 Italia	LMGTE Am	Andrea RIZZOLI	4:25.780	10	11	1'03.835	0.354	184.6
150	88	Abu Dhabi-Proton Racing	Porsche 911 RSR	LMGTE Am	Christian RIED	4:26.120	9	10	1'04.175	0.340	184.4
151	66	JMW Motorsport	Ferrari 458 Italia	LMGTE Am	Michael AVENATTI	4:26.341	6	11	1'04.396	0.221	184.2
152	74	Team LNT	Ginetta - Nissan	LMP3	Charlie ROBERTSON	4:26.359	11	13	1'04.414	0.018	184.2
153	72	SMP Racing	Ferrari F458 Italia	LMGTE Am	Victor SHAYTAR	4:27.340	6	7	1'05.395	0.981	183.5
154	96	Aston Martin Racing	Aston Martin Vantage V8	LMGTE Am	Stuart HALL	4:27.791	9	10	1'05.846	0.451	183.2
155	83	AF Corse	Ferrari F458 Italia	LMGTE Am	Rui AGUAS	4:28.381	5	6	1'06.436	0.590	182.8
156	50	Larbre Competition	Chevrolet Corvette C7	LMGTE Am	Gianluca RODA	4:28.534	6	8	1'06.589	0.153	182.7
157	95	Aston Martin Racing	Aston Martin Vantage V8	LMGTE Pro	Christoffer NYGAARD	4:28.690	6	9	1'06.745	0.156	182.6
158	31	Extreme Speed Motorsports	Ligier JS P2 - HPD	LMP2	Johannes VAN OVERBEEK	4:29.393	6	10	1'07.448	0.703	182.1
159	50	Larbre Competition	Chevrolet Corvette C7	LMGTE Am	Kristian POULSEN	4:29.755	2	6	1'07.810	0.362	181.9
160	53	RILEY MOTORSPORTS-TI AUTO	Srt Viper GTS-R	LMGTE Am	Jeroen BLEEKEMOLEN	4:30.067	4	5	1'08.122	0.312	181.7
161	44	Ibanez Racing	Oreca 03R - Nissan	LMP2	Yutaka YAMAGISHI	4:30.376	9	10	1'08.431	0.309	181.5
162	98	Aston Martin Racing	Aston Martin Vantage V8	LMGTE Am	Paul DALLA LANA	4:30.926	6	6	1'08.981	0.550	181.1
163	92	Porsche Team Manthey	Porsche 911 RSR	LMGTE Pro	Sven MÜLLER	4:31.873	3	10	1'09.928	0.947	180.5
164	67	Team AAI	Porsche 911 GT3 RSR	LMGTE Am	Xavier MAASSEN	4:32.266	3	3	1'10.321	0.393	180.2
165	67	Team AAI	Porsche 911 GT3 RSR	LMGTE Am	Tun-San CHEN	4:34.129	5	14	1'12.184	1.863	179.0
166	62	Scuderia Corsa	Ferrari 458 Italia	LMGTE Am	Townsend BELL	4:35.852	10	11	1'13.907	1.723	177.9
167	55	AF Corse	Ferrari 458 Italia	LMGTE Am	Duncan CAMERON	4:37.257	8	9	1'15.312	1.405	177.0
168	75	Team LNT	Ginetta - Nissan	LMP3	Max CHILTON	4:38.341	5	10	1'16.396	1.084	176.3
169	68	Team AAI	Porsche 911 RSR	LMGTE Am	Han-Chen CHEN	4:39.900	17	18	1'17.955	1.559	175.3
170	66	JMW Motorsport	Ferrari 458 Italia	LMGTE Am	Abdulaziz Turki ALFAISAL	4:42.104	2	8	1'20.159	2.204	173.9
171	53	RILEY MOTORSPORTS-TI AUTO	Srt Viper GTS-R	LMGTE Am	Ben KEATING	4:42.373	10	11	1'20.428	0.269	173.8
172	35	Oak Racing	Ligier JS P2 - Nissan	LMP2	Erik MARIS	4:45.351	2	5	1'23.406	2.978	171.9
173	35	Oak Racing	Ligier JS P2 - Nissan	LMP2	Jean-Marc MERLIN	4:48.268	8	9	1'26.323	2.917	170.2
174	75	Team LNT	Ginetta - Nissan	LMP3	Nick McMILLEN	4:52.735	2	3	1'30.790	4.467	167.6
175	44	Ibanez Racing	Oreca 03R - Nissan	LMP2	Stéphane RAFFIN	4:59.367	2	3	1'37.422	6.632	163.9
176	49	KCMG	Oreca 03R - Judd	LMP2	Satoshi HOSHINO	5:50.580	2	3	2'28.635	51.213	140.0
26	G-Drive Racing	Ligier JS P2 - Nissan	LMP2	Sam BIRD							
26	G-Drive Racing	Ligier JS P2 - Nissan	LMP2	Roman RUSINOV			1				
29	Pegasus Racing	Morgan - Nissan	LMP2	Léo ROUSSEL			5				
37	SMP Racing	BRO1 - Nissan	LMP2	Anton LADYGIN							
30	Extreme Speed Motorsports	Ligier JS P2 - HPD	LMP2	David HEINEMIER HANSSON							
23	Nissan Motorsports	Nissan GT-R LM Nismo	LMP1 H	Max CHILTON							
17	Porsche Team	Porsche 919 Hybrid	LMP1 H	Frédéric MAKOWIECKI							
13	Rebellion Racing	Rebellion R-One - AER	LMP1	Dominik KRAIHAMER							
18	Porsche Team	Porsche 919 Hybrid	LMP1 H	Frédéric MAKOWIECKI							
22	Nissan Motorsports	Nissan GT-R LM Nismo	LMP1 H	Alex BUNCOMBE							
21	Nissan Motorsports	Nissan GT-R LM Nismo	LMP1 H	Tsugio MATSUDA							
42	Strakka Racing	Strakka Dome S103 - Nissan	LMP2	Nick LEVENTIS							
82	AF Corse	Ferrari 458 Italia	LMGTE Am	Yannick MALLEGOL			2				
71	AF Corse	Ferrari F458 Italia	LMGTE Pro	Olivier BERETTA							
92	Porsche Team Manthey	Porsche 911 RSR	LMGTE Pro	Patrick PILET							
91	Porsche Team Manthey	Porsche 911 RSR	LMGTE Pro	Sven MÜLLER							
95	Aston Martin Racing	Aston Martin Vantage V8	LMGTE Pro	Nicki THIMM							
71	AF Corse	Ferrari F458 Italia	LMGTE Pro	James CALADO							
45	Ibanez Racing	Oreca 03R - Nissan	LMP2	Pierre PERRET							
43	Team Sard Morand	Morgan Evo - SARD	LMP2	Pierre RAGUES			5				
46	Thiriet By Tds Racing	Oreca 05 - Nissan	LMP2	Tristan GOMMENDY							
64	Corvette Racing - GM	Chevrolet Corvette C7.R	LMGTE Pro	Jordan TAYLOR							
51	AF Corse	Ferrari F458 Italia	LMGTE Pro	Giancarlo FISICHELLA							



FIA WEC

Official Test 24 Hours of Le Mans

Test Practice 1

Classification by Driver Fastest Lap



Nr	Team	Car	Class	Driver	Time	Lap	Total	Gap	Kph
----	------	-----	-------	--------	------	-----	-------	-----	-----

Published at:

Track Temp: **18,33 °C**

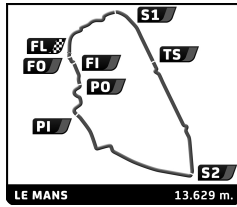
Air Temp: **15,83 °C**

Track Status:

WET

Race Director:

Timekeeper:



FIA WEC

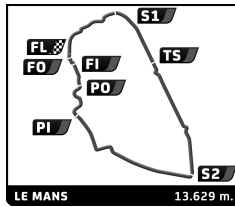
Official Test 24 Hours of Le Mans

After Test Practice 1

Classification by Driver Fastest Lap



Nr	Team	Car	Class	Driver	Time	Laps	Gap	Kph	Session
1	18 Porsche Team	Porsche 919 Hybrid	LMP1 H	Neel JANI	3:21.945	28		243.0	Test Practice 1
2	9 Audi Sport Team Joest	Audi R18 e-tron quattro	LMP1 H	Marco BONANOMI	3:22.307	14	0.362	242.5	Test Practice 1
3	7 Audi Sport Team Joest	Audi R18 e-tron quattro	LMP1 H	André LOTTERER	3:22.930	14	0.985	241.8	Test Practice 1
4	17 Porsche Team	Porsche 919 Hybrid	LMP1 H	Timo BERNHARD	3:23.945	16	2.000	240.6	Test Practice 1
5	8 Audi Sport Team Joest	Audi R18 e-tron quattro	LMP1 H	Lucas DI GRASSI	3:24.111	23	2.166	240.4	Test Practice 1
6	19 Porsche Team	Porsche 919 Hybrid	LMP1 H	Nicolas HÜLKENBERG	3:24.147	10	2.202	240.3	Test Practice 1
7	8 Audi Sport Team Joest	Audi R18 e-tron quattro	LMP1 H	Oliver JARVIS	3:24.548	15	2.603	239.9	Test Practice 1
8	7 Audi Sport Team Joest	Audi R18 e-tron quattro	LMP1 H	Marcel FÄSSLER	3:24.729	14	2.784	239.7	Test Practice 1
9	19 Porsche Team	Porsche 919 Hybrid	LMP1 H	Earl BAMBER	3:24.883	10	2.938	239.5	Test Practice 1
10	9 Audi Sport Team Joest	Audi R18 e-tron quattro	LMP1 H	René RAST	3:26.480	15	4.535	237.6	Test Practice 1
11	2 Toyota Racing	Toyota TS 040 - Hybrid	LMP1 H	Stéphane SARRAZIN	3:26.929	19	4.984	237.1	Test Practice 1
12	1 Toyota Racing	Toyota TS 040 - Hybrid	LMP1 H	Sébastien BUEMI	3:27.017	16	5.072	237.0	Test Practice 1
13	17 Porsche Team	Porsche 919 Hybrid	LMP1 H	Mark WEBBER	3:27.597	15	5.652	236.3	Test Practice 1
14	17 Porsche Team	Porsche 919 Hybrid	LMP1 H	Brendon HARTLEY	3:28.090	11	6.145	235.8	Test Practice 1
15	1 Toyota Racing	Toyota TS 040 - Hybrid	LMP1 H	Kamui KOBAYASHI	3:29.321	6	7.376	234.4	Test Practice 1
16	12 Rebellion Racing	Rebellion R-One - AER	LMP1	Mathias BECHE	3:30.508	9	8.563	233.1	Test Practice 1
17	1 Toyota Racing	Toyota TS 040 - Hybrid	LMP1 H	Kazuki NAKAJIMA	3:33.074	7	11.129	230.3	Test Practice 1
18	12 Rebellion Racing	Rebellion R-One - AER	LMP1	Nick HEIDFELD	3:38.255	15	16.310	224.8	Test Practice 1
19	4 Team Bykolles	CLM P1/01 - AER	LMP1	Pierre KAFFER	3:38.904	8	16.959	224.1	Test Practice 1
20	34 Oak Racing	Ligier JS P2 - HPD	LMP2	Laurens VANTHOOR	3:41.919	25	19.974	221.1	Test Practice 1
21	36 Signatech Alpine	Alpine A450b - Nissan	LMP2	Paul Loup CHATIN	3:42.273	15	20.328	220.7	Test Practice 1
22	47 KCMG	Oreca 05 - Nissan	LMP2	Matthew HOWSON	3:42.453	7	20.508	220.6	Test Practice 1
23	38 JOTA Sport	Gibson 015S - Nissan	LMP2	Mitch EVANS	3:42.547	18	20.602	220.5	Test Practice 1
24	13 Rebellion Racing	Rebellion R-One - AER	LMP1	Daniel ABT	3:42.754	12	20.809	220.3	Test Practice 1
25	23 Nissan Motorsports	Nissan GT-R LM Nismo	LMP1 H	Olivier PLA	3:43.383	13	21.438	219.6	Test Practice 1
26	42 Strakka Racing	Strakka Dome S103 - Nissan	LMP2	Jonny KANE	3:43.833	15	21.888	219.2	Test Practice 1
27	41 Greaves Motorsport	Gibson 015S - Nissan	LMP2	Jon LANCASTER	3:44.380	11	22.435	218.7	Test Practice 1
28	2 Toyota Racing	Toyota TS 040 - Hybrid	LMP1 H	Alexander WURZ	3:44.793	10	22.848	218.3	Test Practice 1
29	4 Team Bykolles	CLM P1/01 - AER	LMP1	Simon TRUMMER	3:45.013	11	23.068	218.1	Test Practice 1
30	41 Greaves Motorsport	Gibson 015S - Nissan	LMP2	Bjorn WIRDHEIM	3:45.374	11	23.429	217.7	Test Practice 1
31	38 JOTA Sport	Gibson 015S - Nissan	LMP2	Simon DOLAN	3:45.376	10	23.431	217.7	Test Practice 1
32	36 Signatech Alpine	Alpine A450b - Nissan	LMP2	Vincent CAILLAIRE	3:45.462	10	23.517	217.6	Test Practice 1
33	26 G-Drive Racing	Ligier JS P2 - Nissan	LMP2	Julien CANAL	3:45.701	6	23.756	217.4	Test Practice 1
34	2 Toyota Racing	Toyota TS 040 - Hybrid	LMP1 H	Mike CONWAY	3:46.140	13	24.195	217.0	Test Practice 1
35	19 Porsche Team	Porsche 919 Hybrid	LMP1 H	Frédéric MAKOWIECKI	3:46.201	10	24.256	216.9	Test Practice 1
36	1 Toyota Racing	Toyota TS 040 - Hybrid	LMP1 H	Anthony DAVIDSON	3:46.210	16	24.265	216.9	Test Practice 1
37	47 KCMG	Oreca 05 - Nissan	LMP2	Nicolas LAPIERRE	3:46.455	11	24.510	216.7	Test Practice 1
38	48 Murphy Prototypes	Oreca 03R - Nissan	LMP2	Karun CHANDHOK	3:46.611	5	24.666	216.5	Test Practice 1
39	19 Porsche Team	Porsche 919 Hybrid	LMP1 H	Nicholas TANDY	3:46.754	15	24.809	216.4	Test Practice 1
40	7 Audi Sport Team Joest	Audi R18 e-tron quattro	LMP1 H	Benoît TRÉLUYER	3:46.931	21	24.986	216.2	Test Practice 1
41	28 G-Drive Racing	Ligier JS P2 - Nissan	LMP2	Luis Felipe DERANI	3:47.975	11	26.030	215.2	Test Practice 1
42	30 Extreme Speed Motorsports	Ligier JS P2 - HPD	LMP2	Scott SHARP	3:47.981	18	26.036	215.2	Test Practice 1
43	8 Audi Sport Team Joest	Audi R18 e-tron quattro	LMP1 H	Loïc DUVAL	3:48.071	11	26.126	215.1	Test Practice 1
44	9 Audi Sport Team Joest	Audi R18 e-tron quattro	LMP1 H	Filipe ALBUQUERQUE	3:48.186	15	26.241	215.0	Test Practice 1
45	22 Nissan Motorsports	Nissan GT-R LM Nismo	LMP1 H	Michael KRUMM	3:48.835	14	26.890	214.4	Test Practice 1
46	46 Thiriet By Tds Racing	Oreca 05 - Nissan	LMP2	Pierre THIRIET	3:48.863	18	26.918	214.4	Test Practice 1
47	27 SMP Racing	BR01 - Nissan	LMP2	Nicolas MINASSIAN	3:48.960	9	27.015	214.3	Test Practice 1
48	18 Porsche Team	Porsche 919 Hybrid	LMP1 H	Marc LIEB	3:49.063	14	27.118	214.2	Test Practice 1
49	48 Murphy Prototypes	Oreca 03R - Nissan	LMP2	Nathanaël BERTHON	3:49.086	16	27.141	214.2	Test Practice 1
50	47 KCMG	Oreca 05 - Nissan	LMP2	Richard BRADLEY	3:49.157	10	27.212	214.1	Test Practice 1
51	43 Team Sard Morand	Morgan Evo - SARD	LMP2	Zoël AMBERG	3:49.312	10	27.367	214.0	Test Practice 1
52	29 Pegasus Racing	Morgan - Nissan	LMP2	Ho-Pin TUNG	3:49.461	10	27.516	213.8	Test Practice 1
53	31 Extreme Speed Motorsports	Ligier JS P2 - HPD	LMP2	Jonathon FOGARTY	3:49.697	11	27.752	213.6	Test Practice 1
54	48 Murphy Prototypes	Oreca 03R - Nissan	LMP2	Mark PATTERSON	3:50.854	13	28.909	212.5	Test Practice 1
55	28 G-Drive Racing	Ligier JS P2 - Nissan	LMP2	Gustavo YACAMAN	3:50.888	11	28.943	212.5	Test Practice 1
56	43 Team Sard Morand	Morgan Evo - SARD	LMP2	Oliver WEBB	3:51.163	10	29.218	212.3	Test Practice 1
57	35 Oak Racing	Ligier JS P2 - Nissan	LMP2	Jacques NICOLET	3:51.233	16	29.288	212.2	Test Practice 1



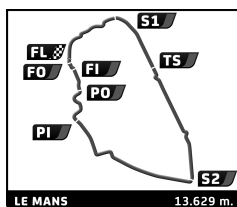
FIA WEC

Official Test 24 Hours of Le Mans
After Test Practice 1

Classification by Driver Fastest Lap



Nr	Team	Car	Class	Driver	Time	Laps	Gap	Kph	Session
58	40 Krohn Racing	Ligier JS P2 - Judd	LMP2	Nick JÖNSSON	3:51.257	15	29.312	212.2	Test Practice 1
59	21 Nissan Motorsports	Nissan GT-R LM Nismo	LMP1 H	Lucas ORDOÑEZ	3:51.334	12	29.389	212.1	Test Practice 1
60	45 Ibanez Racing	Oreca 03R - Nissan	LMP2	Ivan BELLAROSA	3:52.298	12	30.353	211.2	Test Practice 1
61	37 SMP Racing	BR01 - Nissan	LMP2	Mikhail ALESHIN	3:52.613	11	30.668	210.9	Test Practice 1
62	34 Oak Racing	Ligier JS P2 - HPD	LMP2	Christopher CUMMING	3:52.847	8	30.902	210.7	Test Practice 1
63	49 KCMG	Oreca 03R - Judd	LMP2	Christian KLIEN	3:53.433	6	31.488	210.2	Test Practice 1
64	64 Corvette Racing - GM	Chevrolet Corvette C7.R	LMGTE Pro	Oliver GAVIN	3:58.162	26	36.217	206.0	Test Practice 1
65	51 AF Corse	Ferrari F458 Italia	LMGTE Pro	Gianmaria BRUNI	3:58.616	16	36.671	205.6	Test Practice 1
66	45 Ibanez Racing	Oreca 03R - Nissan	LMP2	José IBANEZ	3:58.864	11	36.919	205.4	Test Practice 1
67	92 Porsche Team Manthey	Porsche 911 RSR	LMGTE Pro	Frédéric MAKOWIECKI	3:59.043	17	37.098	205.3	Test Practice 1
68	12 Rebellion Racing	Rebellion R-One - AER	LMP1	Nicolas PROST	3:59.320	14	37.375	205.0	Test Practice 1
69	18 Porsche Team	Porsche 919 Hybrid	LMP1 H	Romain DUMAS	3:59.380	2	37.435	205.0	Test Practice 1
70	63 Corvette Racing - GM	Chevrolet Corvette C7.R	LMGTE Pro	Jan MAGNUSSEN	4:00.549	18	38.604	204.0	Test Practice 1
71	61 AF Corse	Ferrari 458 Italia	LMGTE Am	Raffaele GIAMMARIA	4:00.677	12	38.732	203.9	Test Practice 1
72	13 Rebellion Racing	Rebellion R-One - AER	LMP1	Alexandre IMPERATORI	4:00.899	5	38.954	203.7	Test Practice 1
73	91 Porsche Team Manthey	Porsche 911 RSR	LMGTE Pro	Michael CHRISTENSEN	4:00.930	17	38.985	203.6	Test Practice 1
74	72 SMP Racing	Ferrari F458 Italia	LMGTE Am	Andrea BERTOLINI	4:01.303	8	39.358	203.3	Test Practice 1
75	71 AF Corse	Ferrari F458 Italia	LMGTE Pro	Davide RIGON	4:01.641	15	39.696	203.0	Test Practice 1
76	83 AF Corse	Ferrari F458 Italia	LMGTE Am	Emmanuel COLLARD	4:02.401	10	40.456	202.4	Test Practice 1
77	97 Aston Martin Racing	Aston Martin Vantage V8	LMGTE Pro	Darren TURNER	4:02.707	5	40.762	202.2	Test Practice 1
78	75 Team LNT	Ginetta - Nissan	LMP3	Tsugio MATSUDA	4:02.712	14	40.767	202.2	Test Practice 1
79	62 Scuderia Corsa	Ferrari 458 Italia	LMGTE Am	Jeffrey SEGAL	4:02.887	11	40.942	202.0	Test Practice 1
80	50 Larbre Competition	Chevrolet Corvette C7	LMGTE Am	Paolo RUBERTI	4:03.116	13	41.171	201.8	Test Practice 1
81	99 Aston Martin Racing V8	Aston Martin Vantage V8	LMGTE Pro	Alex MACDOWALL	4:03.273	8	41.328	201.7	Test Practice 1
82	77 Dempsey - Proton Racing	Porsche 911 RSR	LMGTE Am	Patrick LONG	4:03.367	10	41.422	201.6	Test Practice 1
83	75 Team LNT	Ginetta - Nissan	LMP3	Alex BUNCOMBE	4:03.478	10	41.533	201.5	Test Practice 1
84	81 AF Corse	Ferrari 458 Italia	LMGTE Am	Marco CIOCI	4:03.767	11	41.822	201.3	Test Practice 1
85	88 Abu Dhabi-Proton Racing	Porsche 911 RSR	LMGTE Am	Klaus BACHLER	4:03.888	10	41.943	201.2	Test Practice 1
86	44 Ibanez Racing	Oreca 03R - Nissan	LMP2	José IBANEZ	4:03.925	4	41.980	201.1	Test Practice 1
87	97 Aston Martin Racing	Aston Martin Vantage V8	LMGTE Pro	Robert BELL	4:03.985	11	42.040	201.1	Test Practice 1
88	29 Pegasus Racing	Morgan - Nissan	LMP2	David CHENG	4:04.645	12	42.700	200.6	Test Practice 1
89	23 Nissan Motorsports	Nissan GT-R LM Nismo	LMP1 H	Jann HARDENBOROUGH	4:04.862	2	42.917	200.4	Test Practice 1
90	72 SMP Racing	Ferrari F458 Italia	LMGTE Am	Aleksey BASOV	4:04.999	11	43.054	200.3	Test Practice 1
91	98 Aston Martin Racing	Aston Martin Vantage V8	LMGTE Am	Pedro LAMY	4:05.448	6	43.503	199.9	Test Practice 1
92	60 Formula Racing	Ferrari 458 Italia	LMGTE Am	Mikkel MAC	4:05.947	12	44.002	199.5	Test Practice 1
93	31 Extreme Speed Motorsports	Ligier JS P2 - HPD	LMP2	Ed BROWN	4:05.960	11	44.015	199.5	Test Practice 1
94	66 JMW Motorsport	Ferrari 458 Italia	LMGTE Am	Jakub GIERMAZIAK	4:06.469	15	44.524	199.1	Test Practice 1
95	55 AF Corse	Ferrari 458 Italia	LMGTE Am	Matthew GRIFFIN	4:06.955	6	45.010	198.7	Test Practice 1
96	61 AF Corse	Ferrari 458 Italia	LMGTE Am	Matteo CRESSONI	4:07.179	14	45.234	198.5	Test Practice 1
97	74 Team LNT	Ginetta - Nissan	LMP3	Chris HOY	4:07.232	20	45.287	198.5	Test Practice 1
98	88 Abu Dhabi-Proton Racing	Porsche 911 RSR	LMGTE Am	Khaled AL QUBAISI	4:07.378	12	45.433	198.3	Test Practice 1
99	68 Team AAL	Porsche 911 RSR	LMGTE Am	Mike PARISY	4:07.735	11	45.790	198.1	Test Practice 1
100	86 Gulf Racing UK	Porsche 911 RSR	LMGTE Am	Philip KEEN	4:08.536	10	46.591	197.4	Test Practice 1
101	53 RILEY MOTORSPORTS-TI AUTO	Srt Viper GTS-R	LMGTE Am	Marc MILLER	4:08.609	13	46.664	197.4	Test Practice 1
102	55 AF Corse	Ferrari 458 Italia	LMGTE Am	Alex MORTIMER	4:08.663	12	46.718	197.3	Test Practice 1
103	81 AF Corse	Ferrari 458 Italia	LMGTE Am	Piergiuseppe PERAZZINI	4:09.229	20	47.284	196.9	Test Practice 1
104	21 Nissan Motorsports	Nissan GT-R LM Nismo	LMP1 H	Mark SHULZHITSKIY	4:09.306	9	47.361	196.8	Test Practice 1
105	74 Team LNT	Ginetta - Nissan	LMP3	Lawrence TOMLINSON	4:09.417	10	47.472	196.7	Test Practice 1
106	77 Dempsey - Proton Racing	Porsche 911 RSR	LMGTE Am	Patrick DEMPSEY	4:09.472	11	47.527	196.7	Test Practice 1
107	96 Aston Martin Racing	Aston Martin Vantage V8	LMGTE Am	Francesco CASTELLACCI	4:10.083	10	48.138	196.2	Test Practice 1
108	86 Gulf Racing UK	Porsche 911 RSR	LMGTE Am	Adam CARROLL	4:10.117	14	48.172	196.2	Test Practice 1
109	98 Aston Martin Racing	Aston Martin Vantage V8	LMGTE Am	Mathias LAUDA	4:10.606	13	48.661	195.8	Test Practice 1
110	60 Formula Racing	Ferrari 458 Italia	LMGTE Am	Johnny LAURSEN	4:10.693	11	48.748	195.7	Test Practice 1
111	67 Team AAL	Porsche 911 GT3 RSR	LMGTE Am	Alex KAPADIA	4:10.736	10	48.791	195.7	Test Practice 1
112	36 Signatech Alpine	Alpine A450b - Nissan	LMP2	Nelson PANCIATICI	4:10.908	16	48.963	195.5	Test Practice 1
113	44 Ibanez Racing	Oreca 03R - Nissan	LMP2	Pierre PERRET	4:12.000	13	50.055	194.7	Test Practice 1
114	86 Gulf Racing UK	Porsche 911 RSR	LMGTE Am	Michael WAINWRIGHT	4:12.718	13	50.773	194.1	Test Practice 1
115	97 Aston Martin Racing V8	Aston Martin Vantage V8	LMGTE Pro	Richie STANAWAY	4:13.469	6	51.524	193.6	Test Practice 1
116	27 SMP Racing	BR01 - Nissan	LMP2	David MARKOZOV	4:13.486	14	51.541	193.6	Test Practice 1
117	83 AF Corse	Ferrari F458 Italia	LMGTE Am	François PERRODO	4:13.526	13	51.581	193.5	Test Practice 1
118	37 SMP Racing	BR01 - Nissan	LMP2	Kirill LADYGIN	4:13.941	8	51.996	193.2	Test Practice 1



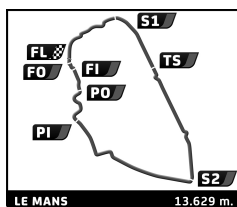
FIA WEC

Official Test 24 Hours of Le Mans
After Test Practice 1

Classification by Driver Fastest Lap



Nr	Team	Car	Class	Driver	Time	Laps	Gap	Kph	Session
119	27 SMP Racing	BR01 - Nissan	LMP2	Maurizio MEDIANI	4:14.612	6	52.667	192.7	Test Practice 1
120	4 Team Bykolles	CLM PT/01 - AER	LMP1	Tiago MONTEIRO	4:15.602	7	53.657	192.0	Test Practice 1
121	95 Aston Martin Racing	Aston Martin Vantage V8	LMGTE Pro	Marco SØRENSEN	4:16.916	10	54.971	191.0	Test Practice 1
122	68 Team AAL	Porsche 911 RSR	LMGTE Am	Gilles VANNELET	4:17.261	11	55.316	190.7	Test Practice 1
123	38 JOTA Sport	Gibson 0155 - Nissan	LMP2	Oliver TURVEY	4:17.477	11	55.532	190.6	Test Practice 1
124	22 Nissan Motorsports	Nissan GT-R LM Nismo	LMP1 H	Harry TINCKNELL	4:17.855	4	55.910	190.3	Test Practice 1
125	40 Krohn Racing	Ligier JS P2 - Judd	LMP2	Tracy KROHN	4:18.494	22	56.549	189.8	Test Practice 1
126	63 Corvette Racing - GM	Chevrolet Corvette C7.R	LMGTE Pro	Ryan BRISCOE	4:18.504	4	56.559	189.8	Test Practice 1
127	62 Scuderia Corsa	Ferrari 458 Italia	LMGTE Am	William SWEEDLER	4:18.889	17	56.944	189.5	Test Practice 1
128	42 Strakka Racing	Strakka Dome S103 - Nissan	LMP2	Danny WATTS	4:19.076	14	57.131	189.4	Test Practice 1
129	96 Aston Martin Racing	Aston Martin Vantage V8	LMGTE Am	Ronald GOETHE	4:19.609	14	57.664	189.0	Test Practice 1
130	28 G-Drive Racing	Ligier JS P2 - Nissan	LMP2	Ricardo GONZALEZ	4:19.931	6	57.986	188.8	Test Practice 1
131	82 AF Corse	Ferrari 458 Italia	LMGTE Am	Howard BLANK	4:20.327	8	58.382	188.5	Test Practice 1
132	99 Aston Martin Racing V8	Aston Martin Vantage V8	LMGTE Pro	Fernando REES	4:20.995	8	59.050	188.0	Test Practice 1
133	63 Corvette Racing - GM	Chevrolet Corvette C7.R	LMGTE Pro	Andrea GARCIA	4:21.058	16	59.113	187.9	Test Practice 1
134	91 Porsche Team Manthey	Porsche 911 RSR	LMGTE Pro	Jörg BERGMEISTER	4:21.360	5	59.415	187.7	Test Practice 1
135	82 AF Corse	Ferrari 458 Italia	LMGTE Am	Jean-Marc BACHELIER	4:21.550	4	59.605	187.6	Test Practice 1
136	46 Thiriet By Tds Racing	Oreca 05 - Nissan	LMP2	Ludovic BADEY	4:21.965	9	1'00.200	187.3	Test Practice 1
137	30 Extreme Speed Motorsports	Ligier JS P2 - HPD	LMP2	Ryan DALZIEL	4:22.006	3	1'00.061	187.3	Test Practice 1
138	41 Greaves Motorsport	Gibson 0155 - Nissan	LMP2	Gaetan PALETOU	4:22.468	12	1'00.523	186.9	Test Practice 1
139	91 Porsche Team Manthey	Porsche 911 RSR	LMGTE Pro	Richard LIETZ	4:22.619	7	1'00.674	186.8	Test Practice 1
140	51 AF Corse	Ferrari F458 Italia	LMGTE Pro	Toni VILANDER	4:22.647	7	1'00.702	186.8	Test Practice 1
141	61 AF Corse	Ferrari 458 Italia	LMGTE Am	Peter Ashley MANN	4:23.060	6	1'01.115	186.5	Test Practice 1
142	41 Greaves Motorsport	Gibson 0155 - Nissan	LMP2	Gary HIRSCH	4:23.644	7	1'01.699	186.1	Test Practice 1
143	97 Aston Martin Racing	Aston Martin Vantage V8	LMGTE Pro	Stefan MÜCKE	4:23.649	10	1'01.704	186.1	Test Practice 1
144	92 Porsche Team Manthey	Porsche 911 RSR	LMGTE Pro	Wolf HENZLER	4:24.154	8	1'02.209	185.7	Test Practice 1
145	49 KCMG	Oreca 03R - Judd	LMP2	Tomonobu FUJII	4:24.490	13	1'02.545	185.5	Test Practice 1
146	82 AF Corse	Ferrari 458 Italia	LMGTE Am	Eric MOUEZ	4:24.890	6	1'02.945	185.2	Test Practice 1
147	64 Corvette Racing - GM	Chevrolet Corvette C7.R	LMGTE Pro	Tom MILNER	4:25.364	3	1'03.419	184.9	Test Practice 1
148	77 Dempsey - Proton Racing	Porsche 911 RSR	LMGTE Am	Marco SEEFRIED	4:25.426	13	1'03.481	184.9	Test Practice 1
149	60 Formula Racing	Ferrari 458 Italia	LMGTE Am	Andrea RIZZOLI	4:25.780	11	1'03.835	184.6	Test Practice 1
150	88 Abu Dhabi-Proton Racing	Porsche 911 RSR	LMGTE Am	Christian RIED	4:26.120	10	1'04.175	184.4	Test Practice 1
151	66 JMW Motorsport	Ferrari 458 Italia	LMGTE Am	Michael AVENATTI	4:26.341	11	1'04.396	184.2	Test Practice 1
152	74 Team LNT	Ginetta - Nissan	LMP3	Charlie ROBERTSON	4:26.359	13	1'04.414	184.2	Test Practice 1
153	72 SMP Racing	Ferrari F458 Italia	LMGTE Am	Victor SHAYTAR	4:27.340	7	1'05.395	183.5	Test Practice 1
154	96 Aston Martin Racing	Aston Martin Vantage V8	LMGTE Am	Stuart HALL	4:27.791	10	1'05.846	183.2	Test Practice 1
155	83 AF Corse	Ferrari F458 Italia	LMGTE Am	Rui AGUAS	4:28.381	6	1'06.436	182.8	Test Practice 1
156	50 Larbre Competition	Chevrolet Corvette C7	LMGTE Am	Gianluca RODA	4:28.534	8	1'06.589	182.7	Test Practice 1
157	95 Aston Martin Racing	Aston Martin Vantage V8	LMGTE Pro	Christoffer NYGAARD	4:28.690	9	1'06.745	182.6	Test Practice 1
158	31 Extreme Speed Motorsports	Ligier JS P2 - HPD	LMP2	Johannes VAN OVERBEEK	4:29.393	10	1'07.448	182.1	Test Practice 1
159	50 Larbre Competition	Chevrolet Corvette C7	LMGTE Am	Kristian POULSEN	4:29.755	6	1'07.810	181.9	Test Practice 1
160	53 RILEY MOTORSPORTS-TI AUTO	Srt Viper GTS-R	LMGTE Am	Jeroen BLEEKEMOLEN	4:30.067	5	1'08.122	181.7	Test Practice 1
161	44 Ibanez Racing	Oreca 03R - Nissan	LMP2	Yutaka YAMAGISHI	4:30.376	10	1'08.431	181.5	Test Practice 1
162	98 Aston Martin Racing	Aston Martin Vantage V8	LMGTE Am	Paul DALLA LANA	4:30.926	6	1'08.981	181.1	Test Practice 1
163	92 Porsche Team Manthey	Porsche 911 RSR	LMGTE Pro	Sven MÜLLER	4:31.873	10	1'09.928	180.5	Test Practice 1
164	67 Team AAL	Porsche 911 GT3 RSR	LMGTE Am	Xavier MAASSEN	4:32.266	3	1'10.321	180.2	Test Practice 1
165	67 Team AAL	Porsche 911 GT3 RSR	LMGTE Am	Jun-San CHEN	4:34.129	14	1'12.184	179.0	Test Practice 1
166	62 Scuderia Corsa	Ferrari 458 Italia	LMGTE Am	Townsend BELL	4:35.852	11	1'13.907	177.9	Test Practice 1
167	55 AF Corse	Ferrari 458 Italia	LMGTE Am	Duncan CAMERON	4:37.257	9	1'15.312	177.0	Test Practice 1
168	75 Team LNT	Ginetta - Nissan	LMP3	Max CHILTON	4:38.341	10	1'16.396	176.3	Test Practice 1
169	68 Team AAL	Porsche 911 RSR	LMGTE Am	Han-Chen CHEN	4:39.900	18	1'17.955	175.3	Test Practice 1
170	66 JMW Motorsport	Ferrari 458 Italia	LMGTE Am	Abdulaziz Turki ALFAISAL	4:42.104	8	1'20.159	173.9	Test Practice 1
171	53 RILEY MOTORSPORTS-TI AUTO	Srt Viper GTS-R	LMGTE Am	Ben KEATING	4:42.373	11	1'20.428	173.8	Test Practice 1
172	35 Oak Racing	Ligier JS P2 - Nissan	LMP2	Erik MARIS	4:45.351	5	1'23.406	171.9	Test Practice 1
173	35 Oak Racing	Ligier JS P2 - Nissan	LMP2	Jean-Marc MERLIN	4:48.268	9	1'26.323	170.2	Test Practice 1
174	75 Team LNT	Ginetta - Nissan	LMP3	Nick McMILLEN	4:52.735	3	1'30.790	167.6	Test Practice 1
175	44 Ibanez Racing	Oreca 03R - Nissan	LMP2	Stéphane RAFFIN	4:59.367	3	1'37.422	163.9	Test Practice 1
176	49 KCMG	Oreca 03R - Judd	LMP2	Satoshi HOSHINO	5:50.580	3	2'28.635	140.0	Test Practice 1
177	91 Porsche Team Manthey	Porsche 911 RSR	LMGTE Pro	Sven MÜLLER					Test Practice 1
178	95 Aston Martin Racing	Aston Martin Vantage V8	LMGTE Pro	Nicki THIIM		0			Test Practice 1
179	92 Porsche Team Manthey	Porsche 911 RSR	LMGTE Pro	Patrick PILET					Test Practice 1



FIA WEC

Official Test 24 Hours of Le Mans
After Test Practice 1

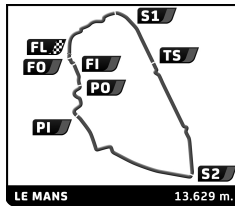
Classification by Driver Fastest Lap



Nr	Team	Car	Class	Driver	Time	Laps	Gap	Kph	Session
180	82 AF Corse	Ferrari 458 Italia	LMGTE Am	Yannick MALLEGOL		2			
181	71 AF Corse	Ferrari F458 Italia	LMGTE Pro	Olivier BERETTA					
182	71 AF Corse	Ferrari F458 Italia	LMGTE Pro	James CALADO		0			
183	64 Corvette Racing - GM	Chevrolet Corvette C7.R	LMGTE Pro	Jordan TAYLOR					
184	51 AF Corse	Ferrari F458 Italia	LMGTE Pro	Giancarlo FISICHELLA		0			
185	46 Thiriet By Tds Racing	Oreca 05 - Nissan	LMP2	Tristan GOMMENDY					
186	45 Ibanez Racing	Oreca 03R - Nissan	LMP2	Pierre PERRET		0			
187	43 Team Sard Morand	Morgan Evo - SARD	LMP2	Pierre RAGUES		5			
188	42 Strakka Racing	Strakka Dome S103 - Nissan	LMP2	Nick LEVENTIS		0			
189	37 SMP Racing	BR01 - Nissan	LMP2	Anton LADYGIN					
190	30 Extreme Speed Motorsports	Ligier JS P2 - HPD	LMP2	David HEINEMEIER HANSSON		0			
191	29 Pegasus Racing	Morgan - Nissan	LMP2	Léo ROUSSEL		5			
192	26 G-Drive Racing	Ligier JS P2 - Nissan	LMP2	Sam BIRD		0			
193	26 G-Drive Racing	Ligier JS P2 - Nissan	LMP2	Roman RUSINOV		1			
194	23 Nissan Motorsports	Nissan GT-R LM Nismo	LMP1 H	Max CHILTON		0			
195	22 Nissan Motorsports	Nissan GT-R LM Nismo	LMP1 H	Alex BUNCOMBE					
196	21 Nissan Motorsports	Nissan GT-R LM Nismo	LMP1 H	Tsugio MATSUDA		0			
197	18 Porsche Team	Porsche 919 Hybrid	LMP1 H	Frédéric MAKOWIECKI					
198	17 Porsche Team	Porsche 919 Hybrid	LMP1 H	Frédéric MAKOWIECKI		0			
199	13 Rebellion Racing	Rebellion R-One - AER	LMP1	Dominik KRAIHAMER					

Published at:

Race Director:	Timekeeper:
-----------------------	--------------------



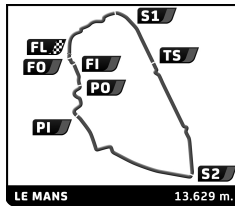
FIA WEC

Official Test 24 Hours of Le Mans
After Test Practice 1



Classification by Driver And Class Fastest Lap

Nr	Team	Car	Class	Driver	Time	Laps	Gap	Kph	Session
LMP1									
1	18 Porsche Team	Porsche 919 Hybrid	LMP1 H	Neel JANI	3:21.945	28		243.0	Test Practice 1
2	9 Audi Sport Team Joest	Audi R18 e-tron quattro	LMP1 H	Marco BONANOMI	3:22.307	14	0.362	242.5	Test Practice 1
3	7 Audi Sport Team Joest	Audi R18 e-tron quattro	LMP1 H	André LOTTERER	3:22.930	14	0.985	241.8	Test Practice 1
4	17 Porsche Team	Porsche 919 Hybrid	LMP1 H	Timo BERNHARD	3:23.945	16	2.000	240.6	Test Practice 1
5	8 Audi Sport Team Joest	Audi R18 e-tron quattro	LMP1 H	Lucas DI GRASSI	3:24.111	23	2.166	240.4	Test Practice 1
6	19 Porsche Team	Porsche 919 Hybrid	LMP1 H	Nicolas HÜLKENBERG	3:24.147	10	2.202	240.3	Test Practice 1
7	8 Audi Sport Team Joest	Audi R18 e-tron quattro	LMP1 H	Oliver JÄRVIS	3:24.548	15	2.603	239.9	Test Practice 1
8	7 Audi Sport Team Joest	Audi R18 e-tron quattro	LMP1 H	Marcel FÄSSLER	3:24.729	14	2.784	239.7	Test Practice 1
9	19 Porsche Team	Porsche 919 Hybrid	LMP1 H	Earl BAMBER	3:24.883	10	2.938	239.5	Test Practice 1
10	9 Audi Sport Team Joest	Audi R18 e-tron quattro	LMP1 H	René RAST	3:26.480	15	4.535	237.6	Test Practice 1
11	2 Toyota Racing	Toyota TS 040 - Hybrid	LMP1 H	Stéphane SARRAZIN	3:26.929	19	4.984	237.1	Test Practice 1
12	1 Toyota Racing	Toyota TS 040 - Hybrid	LMP1 H	Sébastien BUEMI	3:27.017	16	5.072	237.0	Test Practice 1
13	17 Porsche Team	Porsche 919 Hybrid	LMP1 H	Mark WEBBER	3:27.597	15	5.652	236.3	Test Practice 1
14	17 Porsche Team	Porsche 919 Hybrid	LMP1 H	Brendon HARTLEY	3:28.090	11	6.145	235.8	Test Practice 1
15	1 Toyota Racing	Toyota TS 040 - Hybrid	LMP1 H	Kamui KOBAYASHI	3:29.321	6	7.376	235.4	Test Practice 1
16	12 Rebellion Racing	Rebellion R-One - AER	LMP1	Mathias BECHE	3:30.508	9	8.563	233.1	Test Practice 1
17	1 Toyota Racing	Toyota TS 040 - Hybrid	LMP1 H	Kazuki NAKAJIMA	3:33.074	7	11.129	230.3	Test Practice 1
18	12 Rebellion Racing	Rebellion R-One - AER	LMP1	Nick HEIDFELD	3:38.255	15	16.310	224.8	Test Practice 1
19	4 Team Bykolles	CLM P1/01 - AER	LMP1	Pierre KAFFER	3:38.904	8	16.959	224.1	Test Practice 1
20	13 Rebellion Racing	Rebellion R-One - AER	LMP1	Daniel ABT	3:42.754	12	20.809	220.3	Test Practice 1
21	23 Nissan Motorsports	Nissan GT-R LM Nismo	LMP1 H	Olivier PLA	3:43.383	13	21.438	219.6	Test Practice 1
22	2 Toyota Racing	Toyota TS 040 - Hybrid	LMP1 H	Alexander WURZ	3:44.793	10	22.848	218.3	Test Practice 1
23	4 Team Bykolles	CLM P1/01 - AER	LMP1	Simon TRUMMER	3:45.013	11	23.068	218.1	Test Practice 1
24	2 Toyota Racing	Toyota TS 040 - Hybrid	LMP1 H	Mike CONWAY	3:46.140	13	24.195	217.0	Test Practice 1
25	19 Porsche Team	Porsche 919 Hybrid	LMP1 H	Frédéric MAKOWIECKI	3:46.201	10	24.256	216.9	Test Practice 1
26	1 Toyota Racing	Toyota TS 040 - Hybrid	LMP1 H	Anthony DAVIDSON	3:46.210	16	24.265	216.9	Test Practice 1
27	19 Porsche Team	Porsche 919 Hybrid	LMP1 H	Nicholas TANDY	3:46.754	15	24.809	216.4	Test Practice 1
28	7 Audi Sport Team Joest	Audi R18 e-tron quattro	LMP1 H	Benoît TRÉLUYER	3:46.931	21	24.986	216.2	Test Practice 1
29	8 Audi Sport Team Joest	Audi R18 e-tron quattro	LMP1 H	Loïc DUVAL	3:48.071	11	26.126	215.1	Test Practice 1
30	9 Audi Sport Team Joest	Audi R18 e-tron quattro	LMP1 H	Filipe ALBUQUERQUE	3:48.186	15	26.241	215.0	Test Practice 1
31	22 Nissan Motorsports	Nissan GT-R LM Nismo	LMP1 H	Michael KRUMM	3:48.835	14	26.890	214.4	Test Practice 1
32	18 Porsche Team	Porsche 919 Hybrid	LMP1 H	Marc LIEB	3:49.063	14	27.118	214.2	Test Practice 1
33	21 Nissan Motorsports	Nissan GT-R LM Nismo	LMP1 H	Lucas ORDOÑEZ	3:51.334	12	29.389	212.1	Test Practice 1
34	12 Rebellion Racing	Rebellion R-One - AER	LMP1	Nicolas PROST	3:59.320	14	37.375	205.0	Test Practice 1
35	18 Porsche Team	Porsche 919 Hybrid	LMP1 H	Romain DUMAS	3:59.380	2	37.435	205.0	Test Practice 1
36	13 Rebellion Racing	Rebellion R-One - AER	LMP1	Alexandre IMPERATORI	4:00.899	5	38.954	203.7	Test Practice 1
37	23 Nissan Motorsports	Nissan GT-R LM Nismo	LMP1 H	Jann MARDENBOROUGH	4:04.862	2	42.917	200.4	Test Practice 1
38	21 Nissan Motorsports	Nissan GT-R LM Nismo	LMP1 H	Mark SHULZHITSKIY	4:09.306	9	47.361	196.8	Test Practice 1
39	4 Team Bykolles	CLM P1/01 - AER	LMP1	Tiago MONTEIRO	4:15.602	7	53.657	192.0	Test Practice 1
40	22 Nissan Motorsports	Nissan GT-R LM Nismo	LMP1 H	Harry TINCKNELL	4:17.855	4	55.910	190.3	Test Practice 1
	23 Nissan Motorsports	Nissan GT-R LM Nismo	LMP1 H	Max CHILTON					
	22 Nissan Motorsports	Nissan GT-R LM Nismo	LMP1 H	Alex BUNCOMBE					
	21 Nissan Motorsports	Nissan GT-R LM Nismo	LMP1 H	Tsugio MATSUDA					
	18 Porsche Team	Porsche 919 Hybrid	LMP1 H	Frédéric MAKOWIECKI					
	17 Porsche Team	Porsche 919 Hybrid	LMP1 H	Frédéric MAKOWIECKI					
	13 Rebellion Racing	Rebellion R-One - AER	LMP1	Dominik KRAIHAMER					
LMP2									
1	34 Oak Racing	Ligier JS P2 - HPD	LMP2	Laurens VANTHOOR	3:41.919	25		221.1	Test Practice 1
2	36 Signatech Alpine	Alpine A450b - Nissan	LMP2	Paul Loup CHATIN	3:42.273	15	0.354	220.7	Test Practice 1
3	47 KCMG	Oreca 05 - Nissan	LMP2	Matthew HOWSON	3:42.453	7	0.534	220.6	Test Practice 1
4	38 JOTA Sport	Gibson 0155 - Nissan	LMP2	Mitch EVANS	3:42.547	18	0.628	220.5	Test Practice 1
5	42 Strakka Racing	Strakka Dome S103 - Nissan	LMP2	Jonny KANE	3:43.833	15	1.914	219.2	Test Practice 1
6	41 Greaves Motorsport	Gibson 0155 - Nissan	LMP2	Jon LANCASTER	3:44.380	11	2.461	218.7	Test Practice 1
7	41 Greaves Motorsport	Gibson 0155 - Nissan	LMP2	Bjorn WIRDHEIM	3:45.374	11	3.455	217.7	Test Practice 1
8	38 JOTA Sport	Gibson 0155 - Nissan	LMP2	Simon DOLAN	3:45.376	10	3.457	217.7	Test Practice 1
9	36 Signatech Alpine	Alpine A450b - Nissan	LMP2	Vincent CAPILLAIRE	3:45.462	10	3.543	217.6	Test Practice 1
10	26 G-Drive Racing	Ligier JS P2 - Nissan	LMP2	Julien CANAL	3:45.701	6	3.782	217.4	Test Practice 1
11	47 KCMG	Oreca 05 - Nissan	LMP2	Nicolas LAPIERRE	3:46.455	11	4.536	216.7	Test Practice 1
12	48 Murphy Prototypes	Oreca 03R - Nissan	LMP2	Karun CHANDHOK	3:46.611	5	4.692	216.5	Test Practice 1
13	28 G-Drive Racing	Ligier JS P2 - Nissan	LMP2	Luis Felipe DERANI	3:47.975	11	6.056	215.2	Test Practice 1



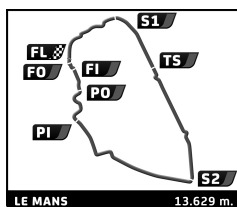
FIA WEC

Official Test 24 Hours of Le Mans After Test Practice 1

Classification by Driver And Class Fastest Lap



Nr	Team	Car	Class	Driver	Time	Laps	Gap	Kph	Session
14	30 Extreme Speed Motorsports	Ligier JS P2 - HPD	LMP2	Scott SHARP	3:47.981	18	6.062	215.2	Test Practice 1
15	46 Thiriet By Tds Racing	Oreca 05 - Nissan	LMP2	Pierre THIRIET	3:48.863	18	6.944	214.4	Test Practice 1
16	27 SMP Racing	BR01 - Nissan	LMP2	Nicolas MINASSIAN	3:48.960	9	7.041	214.3	Test Practice 1
17	48 Murphy Prototypes	Oreca 03R - Nissan	LMP2	Nathanaël BERTHON	3:49.086	16	7.167	214.2	Test Practice 1
18	47 KCMG	Oreca 05 - Nissan	LMP2	Richard BRADLEY	3:49.157	10	7.238	214.1	Test Practice 1
19	43 Team Sard Morand	Morgan Evo - SARD	LMP2	Zoël AMBERG	3:49.312	10	7.393	214.0	Test Practice 1
20	29 Pegasus Racing	Morgan - Nissan	LMP2	Ho-Pin TUNG	3:49.461	10	7.542	213.8	Test Practice 1
21	31 Extreme Speed Motorsports	Ligier JS P2 - HPD	LMP2	Jonathon FOGARTY	3:49.697	11	7.778	213.6	Test Practice 1
22	48 Murphy Prototypes	Oreca 03R - Nissan	LMP2	Mark PATTERSON	3:50.854	13	8.935	212.5	Test Practice 1
23	28 G-Drive Racing	Ligier JS P2 - Nissan	LMP2	Gustavo YACAMAN	3:50.888	11	8.969	212.5	Test Practice 1
24	43 Team Sard Morand	Morgan Evo - SARD	LMP2	Oliver WEBB	3:51.163	10	9.244	212.3	Test Practice 1
25	35 Oak Racing	Ligier JS P2 - Nissan	LMP2	Jacques NICOLET	3:51.233	16	9.314	212.2	Test Practice 1
26	40 Krohn Racing	Ligier JS P2 - Judd	LMP2	Nick JÖNSSON	3:51.257	15	9.338	212.2	Test Practice 1
27	45 Ibanez Racing	Oreca 03R - Nissan	LMP2	Ivan BELLAROSA	3:52.298	12	10.379	211.2	Test Practice 1
28	37 SMP Racing	BR01 - Nissan	LMP2	Mikhail ALESHIN	3:52.613	11	10.694	210.9	Test Practice 1
29	34 Oak Racing	Ligier JS P2 - HPD	LMP2	Christopher CUMMING	3:52.847	8	10.928	210.7	Test Practice 1
30	49 KCMG	Oreca 03R - Judd	LMP2	Christian KLIEN	3:53.433	6	11.514	210.2	Test Practice 1
31	45 Ibanez Racing	Oreca 03R - Nissan	LMP2	José IBANEZ	3:58.864	11	16.945	205.4	Test Practice 1
32	44 Ibanez Racing	Oreca 03R - Nissan	LMP2	José IBANEZ	4:03.925	4	22.006	201.1	Test Practice 1
33	29 Pegasus Racing	Morgan - Nissan	LMP2	David CHENG	4:04.645	12	22.726	200.6	Test Practice 1
34	31 Extreme Speed Motorsports	Ligier JS P2 - HPD	LMP2	Ed BROWN	4:05.960	11	24.041	199.5	Test Practice 1
35	36 Signatech Alpine	Alpine A450b - Nissan	LMP2	Nelson PANCIATICI	4:10.908	16	28.989	195.5	Test Practice 1
36	44 Ibanez Racing	Oreca 03R - Nissan	LMP2	Pierre PERRET	4:12.000	13	30.081	194.7	Test Practice 1
37	27 SMP Racing	BR01 - Nissan	LMP2	David MARKOZOV	4:13.486	14	31.567	193.6	Test Practice 1
38	37 SMP Racing	BR01 - Nissan	LMP2	Kirill LADYGIN	4:13.941	8	32.022	193.2	Test Practice 1
39	27 SMP Racing	BR01 - Nissan	LMP2	Maurizio MEDIANI	4:14.612	6	32.693	192.7	Test Practice 1
40	38 JOTA Sport	Gibson 0155 - Nissan	LMP2	Oliver TURVEY	4:17.477	11	35.558	190.6	Test Practice 1
41	40 Krohn Racing	Ligier JS P2 - Judd	LMP2	Tracy KROHN	4:18.494	22	36.575	189.8	Test Practice 1
42	42 Strakka Racing	Strakka Dome S103 - Nissan	LMP2	Danny WATTS	4:19.076	14	37.157	189.4	Test Practice 1
43	28 G-Drive Racing	Ligier JS P2 - Nissan	LMP2	Ricardo GONZALEZ	4:19.931	6	38.012	188.8	Test Practice 1
44	46 Thiriet By Tds Racing	Oreca 05 - Nissan	LMP2	Ludovic BADEY	4:21.965	9	40.046	187.3	Test Practice 1
45	30 Extreme Speed Motorsports	Ligier JS P2 - HPD	LMP2	Ryan DALZIEL	4:22.006	3	40.087	187.3	Test Practice 1
46	41 Greaves Motorsport	Gibson 0155 - Nissan	LMP2	Gaëtan PALETOU	4:22.468	12	40.549	186.9	Test Practice 1
47	41 Greaves Motorsport	Gibson 0155 - Nissan	LMP2	Gary HIRSCH	4:23.644	7	41.725	186.1	Test Practice 1
48	49 KCMG	Oreca 03R - Judd	LMP2	Tomonobu FUJII	4:24.490	13	42.571	185.5	Test Practice 1
49	31 Extreme Speed Motorsports	Ligier JS P2 - HPD	LMP2	Johannes VAN OVERBEEK	4:29.393	10	47.474	182.1	Test Practice 1
50	44 Ibanez Racing	Oreca 03R - Nissan	LMP2	Yutaka YAMAGISHI	4:30.376	10	48.457	181.5	Test Practice 1
51	35 Oak Racing	Ligier JS P2 - Nissan	LMP2	Erik MARIS	4:45.351	5	1'03.432	171.9	Test Practice 1
52	35 Oak Racing	Ligier JS P2 - Nissan	LMP2	Jean-Marc MERLIN	4:48.268	9	1'06.349	170.2	Test Practice 1
53	44 Ibanez Racing	Oreca 03R - Nissan	LMP2	Stéphane RAFFIN	4:59.367	3	1'17.448	163.9	Test Practice 1
54	49 KCMG	Oreca 03R - Judd	LMP2	Satoshi HOSHINO	5:50.580	3	2'08.661	140.0	Test Practice 1
46	Thiriet By Tds Racing	Oreca 05 - Nissan	LMP2	Tristan GOMMENDY					
45	Ibanez Racing	Oreca 03R - Nissan	LMP2	Pierre PERRET					
43	Team Sard Morand	Morgan Evo - SARD	LMP2	Pierre RAGUES		5			
42	Strakka Racing	Strakka Dome S103 - Nissan	LMP2	Nick LEVENTIS					
37	SMP Racing	BR01 - Nissan	LMP2	Anton LADYGIN					
30	Extreme Speed Motorsports	Ligier JS P2 - HPD	LMP2	David HEINEMEIER HANSSON					
29	Pegasus Racing	Morgan - Nissan	LMP2	Léo ROUSSEL		5			
26	G-Drive Racing	Ligier JS P2 - Nissan	LMP2	Sam BIRD					
26	G-Drive Racing	Ligier JS P2 - Nissan	LMP2	Roman RUSINOV		1			
LMP3									
1	75 Team LNT	Ginetta - Nissan	LMP3	Tsugio MATSUDA	4:02.712	14		202.2	Test Practice 1
2	75 Team LNT	Ginetta - Nissan	LMP3	Alex BUNCOMBE	4:03.478	10	0.766	201.5	Test Practice 1
3	74 Team LNT	Ginetta - Nissan	LMP3	Chris HOY	4:07.232	20	4.520	198.5	Test Practice 1
4	74 Team LNT	Ginetta - Nissan	LMP3	Lawrence TOMLINSON	4:09.417	10	6.705	196.7	Test Practice 1
5	74 Team LNT	Ginetta - Nissan	LMP3	Charlie ROBERTSON	4:26.359	13	23.647	184.2	Test Practice 1
6	75 Team LNT	Ginetta - Nissan	LMP3	Max CHILTON	4:38.341	10	35.629	176.3	Test Practice 1
7	75 Team LNT	Ginetta - Nissan	LMP3	Nick McMILLEN	4:52.735	3	50.023	167.6	Test Practice 1
LMGTE Pro									
1	64 Corvette Racing - GM	Chevrolet Corvette C7.R	LMGTE Pro	Oliver GAVIN	3:58.162	26		206.0	Test Practice 1
2	51 AF Corse	Ferrari F458 Italia	LMGTE Pro	Gianmaria BRUNI	3:58.616	16	0.454	205.6	Test Practice 1



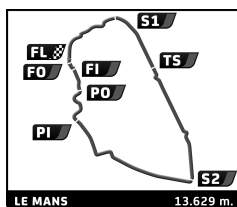
FIA WEC

Official Test 24 Hours of Le Mans
After Test Practice 1



Classification by Driver And Class Fastest Lap

Nr	Team	Car	Class	Driver	Time	Laps	Gap	Kph	Session
3	92 Porsche Team Manthey	Porsche 911 RSR	LMGTE Pro	Frédéric MAKOWIECKI	3:59.043	17	0.881	205.3	Test Practice 1
4	63 Corvette Racing - GM	Chevrolet Corvette C7.R	LMGTE Pro	Jan MAGNUSSEN	4:00.549	18	2.387	204.0	Test Practice 1
5	91 Porsche Team Manthey	Porsche 911 RSR	LMGTE Pro	Michael CHRISTENSEN	4:00.930	17	2.768	203.6	Test Practice 1
6	71 AF Corse	Ferrari F458 Italia	LMGTE Pro	Davide RIGON	4:01.641	15	3.479	203.0	Test Practice 1
7	97 Aston Martin Racing	Aston Martin Vantage V8	LMGTE Pro	Darren TURNER	4:02.707	5	4.545	202.2	Test Practice 1
8	99 Aston Martin Racing V8	Aston Martin Vantage V8	LMGTE Pro	Alex MACDOWALL	4:03.273	8	5.111	201.7	Test Practice 1
9	97 Aston Martin Racing	Aston Martin Vantage V8	LMGTE Pro	Robert BELL	4:03.985	11	5.823	201.1	Test Practice 1
10	99 Aston Martin Racing V8	Aston Martin Vantage V8	LMGTE Pro	Richie STANAWAY	4:13.469	6	15.307	193.6	Test Practice 1
11	95 Aston Martin Racing	Aston Martin Vantage V8	LMGTE Pro	Marco SØRENSEN	4:16.916	10	18.754	191.0	Test Practice 1
12	63 Corvette Racing - GM	Chevrolet Corvette C7.R	LMGTE Pro	Ryan BRISCOE	4:18.504	4	20.342	189.8	Test Practice 1
13	99 Aston Martin Racing V8	Aston Martin Vantage V8	LMGTE Pro	Fernando REES	4:20.995	8	22.833	188.0	Test Practice 1
14	63 Corvette Racing - GM	Chevrolet Corvette C7.R	LMGTE Pro	Antonio GARCIA	4:21.058	16	22.896	187.9	Test Practice 1
15	91 Porsche Team Manthey	Porsche 911 RSR	LMGTE Pro	Jörg BERGMEISTER	4:21.360	5	23.198	187.7	Test Practice 1
16	91 Porsche Team Manthey	Porsche 911 RSR	LMGTE Pro	Richard LIETZ	4:22.619	7	24.457	186.8	Test Practice 1
17	51 AF Corse	Ferrari F458 Italia	LMGTE Pro	Toni VILANDER	4:22.647	7	24.485	186.8	Test Practice 1
18	97 Aston Martin Racing	Aston Martin Vantage V8	LMGTE Pro	Stefan MÜCKE	4:23.649	10	25.487	186.1	Test Practice 1
19	92 Porsche Team Manthey	Porsche 911 RSR	LMGTE Pro	Wolf HENZLER	4:24.154	8	25.992	185.7	Test Practice 1
20	64 Corvette Racing - GM	Chevrolet Corvette C7.R	LMGTE Pro	Tom MILNER	4:25.364	3	27.202	184.9	Test Practice 1
21	95 Aston Martin Racing	Aston Martin Vantage V8	LMGTE Pro	Christopher NYGAARD	4:28.690	9	30.528	182.6	Test Practice 1
22	92 Porsche Team Manthey	Porsche 911 RSR	LMGTE Pro	Sven MÜLLER	4:31.873	10	33.711	180.5	Test Practice 1
91	Porsche Team Manthey	Porsche 911 RSR	LMGTE Pro	Sven MÜLLER					
95	Aston Martin Racing	Aston Martin Vantage V8	LMGTE Pro	Nicki THIM					
92	Porsche Team Manthey	Porsche 911 RSR	LMGTE Pro	Patrick PILET					
71	AF Corse	Ferrari F458 Italia	LMGTE Pro	Olivier BERETTA					
71	AF Corse	Ferrari F458 Italia	LMGTE Pro	James CALADO					
64	Corvette Racing - GM	Chevrolet Corvette C7.R	LMGTE Pro	Jordan TAYLOR					
51	AF Corse	Ferrari F458 Italia	LMGTE Pro	Giancarlo FISICHELLA					
LMGTE Am									
1	61 AF Corse	Ferrari 458 Italia	LMGTE Am	Raffaele GIAMMARIA	4:00.677	12		203.9	Test Practice 1
2	72 SMP Racing	Ferrari F458 Italia	LMGTE Am	Andrea BERTOLINI	4:01.303	8	0.626	203.3	Test Practice 1
3	83 AF Corse	Ferrari F458 Italia	LMGTE Am	Emmanuel COLLARD	4:02.401	10	1.724	202.4	Test Practice 1
4	62 Scuderia Corsa	Ferrari 458 Italia	LMGTE Am	Jeffrey SEGAL	4:02.887	11	2.210	202.0	Test Practice 1
5	50 Larbre Competition	Chevrolet Corvette C7	LMGTE Am	Paolo RUBERTI	4:03.116	13	2.439	201.8	Test Practice 1
6	77 Dempsey - Proton Racing	Porsche 911 RSR	LMGTE Am	Patrick LONG	4:03.367	10	2.690	201.6	Test Practice 1
7	81 AF Corse	Ferrari 458 Italia	LMGTE Am	Marco CIOCI	4:03.767	11	3.090	201.3	Test Practice 1
8	88 Abu Dhabi-Proton Racing	Porsche 911 RSR	LMGTE Am	Klaus BACHLER	4:03.888	10	3.211	201.2	Test Practice 1
9	72 SMP Racing	Ferrari F458 Italia	LMGTE Am	Aleksey BASOV	4:04.999	11	4.322	200.3	Test Practice 1
10	98 Aston Martin Racing	Aston Martin Vantage V8	LMGTE Am	Pedro LAMY	4:05.448	6	4.771	199.9	Test Practice 1
11	60 Formula Racing	Ferrari 458 Italia	LMGTE Am	Mikkel MAC	4:05.947	12	5.270	199.5	Test Practice 1
12	66 JMW Motorsport	Ferrari 458 Italia	LMGTE Am	Jakub GIERMAZIAK	4:06.469	15	5.792	199.1	Test Practice 1
13	55 AF Corse	Ferrari 458 Italia	LMGTE Am	Matthew GRIFFIN	4:06.955	6	6.278	198.7	Test Practice 1
14	61 AF Corse	Ferrari 458 Italia	LMGTE Am	Matteo CRESSONI	4:07.179	14	6.502	198.5	Test Practice 1
15	88 Abu Dhabi-Proton Racing	Porsche 911 RSR	LMGTE Am	Khaled AL QUBAISI	4:07.378	12	6.701	198.3	Test Practice 1
16	68 Team AAL	Porsche 911 RSR	LMGTE Am	Mike PARISY	4:07.735	11	7.058	198.1	Test Practice 1
17	86 Gulf Racing UK	Porsche 911 RSR	LMGTE Am	Philip KEEN	4:08.536	10	7.859	197.4	Test Practice 1
18	53 RILEY MOTORSPORTS-TI AUTO	Srt Viper GTS-R	LMGTE Am	Marc MILLER	4:08.609	13	7.932	197.4	Test Practice 1
19	55 AF Corse	Ferrari 458 Italia	LMGTE Am	Alex MORTIMER	4:08.663	12	7.986	197.3	Test Practice 1
20	81 AF Corse	Ferrari 458 Italia	LMGTE Am	Piargiuseppe PERAZZINI	4:09.229	20	8.552	196.9	Test Practice 1
21	77 Dempsey - Proton Racing	Porsche 911 RSR	LMGTE Am	Patrick DEMPSEY	4:09.472	11	8.795	196.7	Test Practice 1
22	96 Aston Martin Racing	Aston Martin Vantage V8	LMGTE Am	Francesco CASTELLACCI	4:10.083	10	9.406	196.2	Test Practice 1
23	86 Gulf Racing UK	Porsche 911 RSR	LMGTE Am	Adam CARROLL	4:10.117	14	9.440	196.2	Test Practice 1
24	98 Aston Martin Racing	Aston Martin Vantage V8	LMGTE Am	Mathias LAUDA	4:10.606	13	9.929	195.8	Test Practice 1
25	60 Formula Racing	Ferrari 458 Italia	LMGTE Am	Johnny LAURSEN	4:10.693	11	10.016	195.7	Test Practice 1
26	67 Team AAL	Porsche 911 GT3 RSR	LMGTE Am	Alex KAPADIA	4:10.736	10	10.059	195.7	Test Practice 1
27	86 Gulf Racing UK	Porsche 911 RSR	LMGTE Am	Michael WAINWRIGHT	4:12.718	13	12.041	194.1	Test Practice 1
28	83 AF Corse	Ferrari F458 Italia	LMGTE Am	François PERRODO	4:13.526	13	12.849	193.5	Test Practice 1
29	68 Team AAL	Porsche 911 RSR	LMGTE Am	Gilles VANNELET	4:17.261	11	16.584	190.7	Test Practice 1
30	62 Scuderia Corsa	Ferrari 458 Italia	LMGTE Am	William SWEEDLER	4:18.889	17	18.212	189.5	Test Practice 1
31	96 Aston Martin Racing	Aston Martin Vantage V8	LMGTE Am	Roald GOETHE	4:19.609	14	18.932	189.0	Test Practice 1
32	82 AF Corse	Ferrari 458 Italia	LMGTE Am	Howard BLANK	4:20.327	8	19.650	188.5	Test Practice 1
33	82 AF Corse	Ferrari 458 Italia	LMGTE Am	Jean-Marc BACHELIER	4:21.550	4	20.873	187.6	Test Practice 1



FIA WEC

Official Test 24 Hours of Le Mans After Test Practice 1

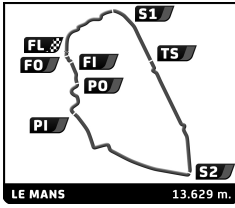


Classification by Driver And Class Fastest Lap

Nr	Team	Car	Class	Driver	Time	Laps	Gap	Kph	Session
34	61 AF Corse	Ferrari 458 Italia	LMGTE Am	Peter Ashley MANN	4:23.060	6	22.383	186.5	Test Practice 1
35	82 AF Corse	Ferrari 458 Italia	LMGTE Am	Eric MOUEZ	4:24.890	6	24.213	185.2	Test Practice 1
36	77 Dempsey - Proton Racing	Porsche 911 RSR	LMGTE Am	Marco SEEFRIED	4:25.426	13	24.749	184.9	Test Practice 1
37	60 Formula Racing	Ferrari 458 Italia	LMGTE Am	Andrea RIZZOLI	4:25.780	11	25.103	184.6	Test Practice 1
38	88 Abu Dhabi-Proton Racing	Porsche 911 RSR	LMGTE Am	Christian RIED	4:26.120	10	25.443	184.4	Test Practice 1
39	66 JMW Motorsport	Ferrari 458 Italia	LMGTE Am	Michael AVENATTI	4:26.341	11	25.664	184.2	Test Practice 1
40	72 SMP Racing	Ferrari F458 Italia	LMGTE Am	Victor SHAYTAR	4:27.340	7	26.663	183.5	Test Practice 1
41	96 Aston Martin Racing	Aston Martin Vantage V8	LMGTE Am	Stuart HALL	4:27.791	10	27.114	183.2	Test Practice 1
42	83 AF Corse	Ferrari F458 Italia	LMGTE Am	Rui AGUAS	4:28.381	6	27.704	182.8	Test Practice 1
43	50 Larbre Competition	Chevrolet Corvette C7	LMGTE Am	Gianluca RODA	4:28.534	8	27.857	182.7	Test Practice 1
44	50 Larbre Competition	Chevrolet Corvette C7	LMGTE Am	Kristian POULSEN	4:29.755	6	29.078	181.9	Test Practice 1
45	53 RILEY MOTORSPORTS-TI AUTO	Srt Viper GTS-R	LMGTE Am	Jeroen BLEEKEMOLEN	4:30.067	5	29.390	181.7	Test Practice 1
46	98 Aston Martin Racing	Aston Martin Vantage V8	LMGTE Am	Paul DALLA LANA	4:30.926	6	30.249	181.1	Test Practice 1
47	67 Team AAL	Porsche 911 GT3 RSR	LMGTE Am	Xavier MAASSEN	4:32.266	3	31.589	180.2	Test Practice 1
48	67 Team AAL	Porsche 911 GT3 RSR	LMGTE Am	Jun-San CHEN	4:34.129	14	33.452	179.0	Test Practice 1
49	62 Scuderia Corsa	Ferrari 458 Italia	LMGTE Am	Townsend BELL	4:35.852	11	35.175	177.9	Test Practice 1
50	55 AF Corse	Ferrari 458 Italia	LMGTE Am	Duncan CAMERON	4:37.257	9	36.580	177.0	Test Practice 1
51	68 Team AAL	Porsche 911 RSR	LMGTE Am	Han-Chen CHEN	4:39.900	18	39.223	175.3	Test Practice 1
52	66 JMW Motorsport	Ferrari 458 Italia	LMGTE Am	Abdulaziz Turki ALFAISAL	4:42.104	8	41.427	173.9	Test Practice 1
53	53 RILEY MOTORSPORTS-TI AUTO	Srt Viper GTS-R	LMGTE Am	Ben KEATING	4:42.373	11	41.696	173.8	Test Practice 1
	82 AF Corse	Ferrari 458 Italia	LMGTE Am	Yannick MALLEGOL		2			

Published at:

Race Director:	Timekeeper:
-----------------------	--------------------



FIA WEC

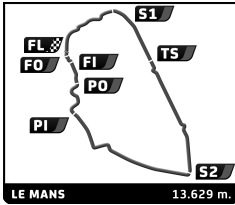
Official Test 24 Hours of Le Mans

Test Practice 1

Best Sector Times



SECTOR 1			SECTOR 2			SECTOR 3			Pos	Team	Cl	Ideal Lap	Best Lap
Pos	Driver	Time	Driver	Time	Driver	Time	Pos	Team	Cl	Ideal Lap	Best Lap		
1	7 A.LOTTERER	31.641	19 N.HÜLKENBERG	1:16.977	18 N.JANI	1:31.971	1	18 Porsche Team	LMP1 H	3'21.211	3:21.945 (1)		
2	9 M.BONANOMI	31.745	18 N.JANI	1:17.132	17 T.BERNHARD	1:32.545	2	19 Porsche Team	LMP1 H	3'22.089	3:24.147 (6)		
3	8 O.JARVIS	32.028	9 M.BONANOMI	1:17.889	7 A.LOTTERER	1:32.569	3	9 Audi Sport Team Joest	LMP1 H	3'22.307	3:22.307 (2)		
4	18 N.JANI	32.108	8 O.JARVIS	1:18.021	9 M.BONANOMI	1:32.673	4	7 Audi Sport Team Joest	LMP1 H	3'22.602	3:22.930 (3)		
5	19 N.HÜLKENBERG	32.200	17 M.WEBBER	1:18.322	8 L.DI GRASSI	1:32.807	5	8 Audi Sport Team Joest	LMP1 H	3'22.856	3:24.111 (5)		
6	2 S.SARRAZIN	32.457	7 M.FÄSSLER	1:18.392	19 N.HÜLKENBERG	1:32.912	6	17 Porsche Team	LMP1 H	3'23.350	3:23.945 (4)		
7	17 T.BERNHARD	32.483	2 S.SARRAZIN	1:19.346	2 S.SARRAZIN	1:34.064	7	2 Toyota Racing	LMP1 H	3'25.867	3:26.929 (7)		
8	1 S.BUEMI	32.554	1 S.BUEMI	1:19.760	1 S.BUEMI	1:34.703	8	1 Toyota Racing	LMP1 H	3'27.017	3:27.017 (8)		
9	12 M.BECHE	33.310	12 M.BECHE	1:20.599	12 M.BECHE	1:36.474	9	12 Rebellion Racing	LMP1	3'30.383	3:30.508 (9)		
10	4 P.KAFFER	33.819	4 P.KAFFER	1:23.675	4 P.KAFFER	1:40.835	10	4 Team Bykolles	LMP1	3'38.329	3:38.904 (10)		
11	41 J.LANCASTER	34.130	23 O.PLA	1:23.713	41 J.LANCASTER	1:40.874	11	41 Greaves Motorsport	LMP2	3'41.181	3:44.380 (18)		
12	13 D.ABT	34.250	13 D.ABT	1:24.073	34 L.VANTHOOR	1:40.907	12	13 Rebellion Racing	LMP1	3'41.701	3:42.754 (15)		
13	36 P.CHATIN	34.392	22 M.KRUMM	1:24.134	47 M.HOWSON	1:41.135	13	34 Oak Racing	LMP2	3'41.919	3:41.919 (11)		
14	34 L.VANTHOOR	34.410	21 L.ORDOÑEZ	1:25.445	36 P.CHATIN	1:41.867	14	36 Signatech Alpine	LMP2	3'42.273	3:42.273 (12)		
15	38 M.EVANS	34.432	38 M.EVANS	1:25.967	38 M.EVANS	1:42.120	15	47 KCMG	LMP2	3'42.324	3:42.453 (13)		
16	28 L.DERANI	34.531	36 P.CHATIN	1:26.014	42 J.KANE	1:42.228	16	38 JOTA Sport	LMP2	3'42.519	3:42.547 (14)		
17	42 J.KANE	34.628	41 J.LANCASTER	1:26.177	48 K.CHANDHOK	1:42.790	17	23 Nissan Motorsports	LMP1 H	3'42.711	3:43.383 (16)		
18	47 M.HOWSON	34.854	47 M.HOWSON	1:26.335	26 J.CANAL	1:43.120	18	42 Strakka Racing	LMP2	3'43.271	3:43.833 (17)		
19	37 M.ALESHIN	34.949	42 J.KANE	1:26.415	13 D.ABT	1:43.378	19	48 Murphy Prototypes	LMP2	3'45.255	3:46.611 (20)		
20	30 S.SHARP	34.967	34 L.VANTHOOR	1:26.602	23 O.PLA	1:43.389	20	26 G-Drive Racing	LMP2	3'45.596	3:45.701 (19)		
21	46 P.THIRIET	34.989	28 L.DERANI	1:26.920	22 M.KRUMM	1:44.380	21	22 Nissan Motorsports	LMP1 H	3'45.905	3:48.835 (23)		
22	48 K.CHANDHOK	35.002	46 P.THIRIET	1:26.932	28 G.YACAMAN	1:44.574	22	28 G-Drive Racing	LMP2	3'46.025	3:47.975 (21)		
23	26 J.CANAL	35.079	43 Z.AMBERG	1:27.212	30 S.SHARP	1:44.589	23	46 Thiriet By Tds Racing	LMP2	3'46.917	3:48.863 (24)		
24	43 O.WEBB	35.149	26 J.CANAL	1:27.397	27 N.MINASSIAN	1:44.737	24	30 Extreme Speed Motorsports	LMP2	3'47.109	3:47.981 (22)		
25	31 J.FOGARTY	35.202	48 M.PATTERSON	1:27.463	29 H.TUNG	1:44.960	25	43 Team Sard Morand	LMP2	3'47.395	3:49.312 (26)		
26	45 I.BELLAROSA	35.416	30 S.SHARP	1:27.553	46 P.THIRIET	1:44.996	26	27 SMP Racing	LMP2	3'47.884	3:48.960 (25)		
27	40 N.JÖNSSON	35.476	31 J.FOGARTY	1:27.586	43 Z.AMBERG	1:45.034	27	29 Pegasus Racing	LMP2	3'48.796	3:49.461 (27)		
28	27 N.MINASSIAN	35.483	27 N.MINASSIAN	1:27.664	40 N.JÖNSSON	1:45.908	28	31 Extreme Speed Motorsports	LMP2	3'48.806	3:49.697 (28)		
29	29 H.TUNG	35.606	37 M.ALESHIN	1:27.816	31 J.FOGARTY	1:46.018	29	37 SMP Racing	LMP2	3'49.376	3:52.613 (33)		
30	23 O.PLA	35.609	29 H.TUNG	1:28.230	35 J.NICOLET	1:46.348	30	40 Krohn Racing	LMP2	3'50.528	3:51.257 (30)		
31	49 C.KLIEN	35.620	35 J.NICOLET	1:28.783	37 M.ALESHIN	1:46.611	31	21 Nissan Motorsports	LMP1 H	3'50.566	3:51.334 (31)		
32	35 J.NICOLET	35.979	45 I.BELLAROSA	1:28.802	21 L.ORDOÑEZ	1:47.609	32	35 Oak Racing	LMP2	3'51.110	3:51.233 (29)		
33	64 O.GAVIN	37.126	49 C.KLIEN	1:29.093	45 I.BELLAROSA	1:47.756	33	45 Ibanez Racing	LMP2	3'51.974	3:52.298 (32)		
34	92 F.MAKOWIECKI	37.251	40 N.JÖNSSON	1:29.144	49 C.KLIEN	1:48.720	34	49 KCMG	LMP2	3'53.433	3:53.433 (34)		
35	51 G.BRUNI	37.319	64 O.GAVIN	1:31.195	51 G.BRUNI	1:49.444	35	64 Corvette Racing - GM	LMGTE Pro	3'58.130	3:58.162 (35)		
36	22 M.KRUMM	37.391	92 F.MAKOWIECKI	1:31.353	92 F.MAKOWIECKI	1:49.536	36	92 Porsche Team Manthey	LMGTE Pro	3'58.140	3:59.043 (37)		
37	61 R.GIAMMARRIA	37.474	51 G.BRUNI	1:31.853	64 O.GAVIN	1:49.809	37	51 AF Corse	LMGTE Pro	3'58.616	3:58.616 (36)		
38	72 A.BERTOLINI	37.505	63 J.MAGNUSSEN	1:32.025	63 J.MAGNUSSEN	1:50.516	38	63 Corvette Racing - GM	LMGTE Pro	4'00.186	4:00.549 (38)		
39	21 L.ORDOÑEZ	37.512	72 A.BERTOLINI	1:32.310	61 R.GIAMMARRIA	1:50.679	39	61 AF Corse	LMGTE Am	4'00.677	4:00.677 (39)		
40	91 M.CHRISTENSEN	37.566	61 R.GIAMMARRIA	1:32.524	91 M.CHRISTENSEN	1:50.749	40	91 Porsche Team Manthey	LMGTE Pro	4'00.927	4:00.930 (40)		
41	71 D.RIGON	37.600	75 A.BUNCOMBE	1:32.594	97 D.TURNER	1:50.945	41	72 SMP Racing	LMGTE Am	4'01.042	4:01.303 (41)		
42	63 J.MAGNUSSEN	37.645	91 M.CHRISTENSEN	1:32.612	71 D.RIGON	1:50.953	42	71 AF Corse	LMGTE Pro	4'01.331	4:01.641 (42)		
43	77 P.LONG	37.736	83 E.COLLARD	1:32.675	72 A.BERTOLINI	1:51.227	43	75 Team LNT	LMP3	4'02.338	4:02.712 (45)		
44	75 T.MATSUDA	37.766	71 D.RIGON	1:32.778	62 J.SEGAL	1:51.635	44	83 AF Corse	LMGTE Am	4'02.401	4:02.401 (43)		
45	88 K.BACHLER	37.844	99 A.MACDOWALL	1:32.816	83 E.COLLARD	1:51.695	45	97 Aston Martin Racing	LMGTE Pro	4'02.481	4:02.707 (44)		
46	44 J.IBANEZ	37.861	77 P.LONG	1:32.905	44 J.IBANEZ	1:51.776	46	62 Scuderia Corsa	LMGTE Am	4'02.547	4:02.887 (46)		
47	81 M.CIOCI	37.874	50 P.RUBERTI	1:32.998	50 P.RUBERTI	1:51.829	47	44 Ibanez Racing	LMP2	4'02.880	4:03.925 (52)		
48	97 R.BELL	37.877	62 J.SEGAL	1:33.031	81 M.CIOCI	1:51.972	48	50 Larbre Competition	LMGTE Am	4'02.979	4:03.116 (47)		
49	62 J.SEGAL	37.881	44 P.PERRET	1:33.243	75 A.BUNCOMBE	1:51.978	49	77 Dempsey - Proton Racing	LMGTE Am	4'03.080	4:03.367 (49)		
50	60 M.MAC	37.935	88 K.BACHLER	1:33.313	99 A.MACDOWALL	1:52.435	50	99 Aston Martin Racing V8	LMGTE Pro	4'03.273	4:03.273 (48)		
51	99 A.MACDOWALL	38.022	81 M.CIOCI	1:33.509	77 P.LONG	1:52.439	51	81 AF Corse	LMGTE Am	4'03.355	4:03.767 (50)		
52	83 E.COLLARD	38.031	68 M.PARISY	1:33.516	88 K.BACHLER	1:52.731	52	88 Abu Dhabi-Proton Racing	LMGTE Am	4'03.888	4:03.888 (51)		

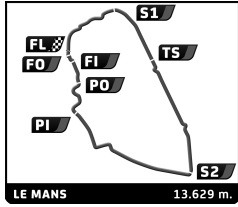


FIA WEC
Official Test 24 Hours of Le Mans
Test Practice 1

Best Sector Times



SECTOR 1			SECTOR 2			SECTOR 3			Pos	Team	Cl	Ideal Lap	Best Lap
Pos	Driver	Time	Driver	Time	Driver	Time							
53	50 P.RUBERTI	38.152	97 R.BELL	1:33.659	60 M.MAC	1:52.846	53	66 JMW Motorsport	LMGTE Am	4'05.179	4:06.469 (55)		
54	66 J.GIERMAZIAK	38.159	66 J.GIERMAZIAK	1:33.753	98 P.LAMY	1:53.011	54	60 Formula Racing	LMGTE Am	4'05.203	4:05.947 (54)		
55	98 P.LAMY	38.333	53 M.MILLER	1:33.950	66 J.GIERMAZIAK	1:53.267	55	98 Aston Martin Racing	LMGTE Am	4'05.448	4:05.448 (53)		
56	68 M.PARISY	38.368	98 P.LAMY	1:34.104	74 C.HOY	1:53.791	56	68 Team AAL	LMGTE Am	4'06.709	4:07.735 (58)		
57	53 M.MILLER	38.451	55 M.GRIFFIN	1:34.181	55 M.GRIFFIN	1:53.914	57	74 Team LNT	LMP3	4'06.935	4:07.232 (57)		
58	86 A.CARROLL	38.559	86 A.CARROLL	1:34.253	86 P.KEEN	1:54.489	58	55 AF Corse	LMGTE Am	4'06.955	4:06.955 (56)		
59	74 C.HOY	38.733	74 C.HOY	1:34.411	53 M.MILLER	1:54.658	59	53 RILEY MOTORSPORTS-TI AUTO	LMGTE Am	4'07.059	4:08.609 (60)		
60	55 M.GRIFFIN	38.860	60 M.MAC	1:34.422	68 M.PARISY	1:54.825	60	86 Gulf Racing UK	LMGTE Am	4'07.301	4:08.536 (59)		
61	95 C.NYGAARD	39.068	67 A.KAPADIA	1:34.642	96 F.CASTELLACCI	1:55.321	61	96 Aston Martin Racing	LMGTE Am	4'10.083	4:10.083 (61)		
62	67 A.KAPADIA	39.239	96 F.CASTELLACCI	1:35.392	67 A.KAPADIA	1:56.369	62	67 Team AAL	LMGTE Am	4'10.250	4:10.736 (62)		
63	96 F.CASTELLACCI	39.370	95 M.SØRENSEN	1:36.705	95 C.NYGAARD	1:59.056	63	95 Aston Martin Racing	LMGTE Pro	4'14.829	4:16.916 (63)		
64	82 H.BLANK	41.001	82 H.BLANK	1:38.077	82 H.BLANK	1:59.996	64	82 AF Corse	LMGTE Am	4'19.074	4:20.327 (64)		



FIA WEC

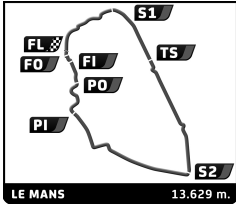
Official Test 24 Hours of Le Mans

Test Practice 1

Best Specific Sectors



Pos	T6			T7			PORSCHE			FORD			T6+ T7		
	Driver	Time	Kph	Driver	Time	Kph	Driver	Time	Kph	Driver	Time	Kph	Driver	Time	Kph
1	17 T. BERNHARD	3.196	163,1	8 L. DI GRASSI	3.537	254,5	7 A. LOTTERER	15.779	257,3	18 N. JANI	6.332	147,0	18 N. JANI	6.768	212,2
2	19 N. HÜLKENBERG	3.199	163,0	18 N. JANI	3.548	253,7	9 M. BONANOMI	16.027	253,0	8 L. DI GRASSI	6.333	147,0	19 E. BAMBER	6.808	211,0
3	18 N. JANI	3.209	162,4	7 A. LOTTERER	3.549	253,6	19 N. HÜLKENBERG	16.047	253,0	17 T. BERNHARD	6.350	146,6	7 M. FÄSSLER	6.814	210,8
4	7 A. LOTTERER	3.259	160,0	9 M. BONANOMI	3.558	253,0	8 L. DI GRASSI	16.097	252,2	7 A. LOTTERER	6.379	145,9	17 M. WEBBER	6.815	210,8
5	9 M. BONANOMI	3.260	159,9	1 K. NAKAJIMA	3.568	252,2	18 N. JANI	16.115	251,9	19 N. HÜLKENBERG	6.434	144,7	1 K. KOBAYASHI	6.844	209,9
6	8 L. DI GRASSI	3.264	159,7	2 S. SARRAZIN	3.593	250,5	17 T. BERNHARD	16.347	248,4	2 S. SARRAZIN	6.441	144,5	8 L. DI GRASSI	6.848	209,8
7	1 K. NAKAJIMA	3.274	159,2	19 N. HÜLKENBERG	3.609	249,4	2 S. SARRAZIN	16.479	246,4	9 M. BONANOMI	6.476	143,7	9 M. BONANOMI	6.851	209,7
8	2 S. SARRAZIN	3.300	158,0	17 T. BERNHARD	3.619	248,7	1 K. NAKAJIMA	16.851	240,9	1 K. NAKAJIMA	6.489	143,4	2 S. SARRAZIN	6.893	208,4
9	12 M. BECHE	3.613	144,3	12 M. BECHE	3.765	239,0	41 B. WIRDHEIM	17.044	238,2	34 L. VANTHOOR	6.530	142,5	12 M. BECHE	7.378	194,7
10	41 B. WIRDHEIM	3.620	144,0	4 S. TRUMMER	3.814	236,0	12 M. BECHE	17.304	234,6	41 B. WIRDHEIM	6.551	142,1	4 S. TRUMMER	7.474	192,2
11	38 M. EVANS	3.639	143,2	13 D. ABT	3.841	234,3	34 L. VANTHOOR	17.421	233,0	51 G. BRUNI	6.596	141,1	13 D. ABT	7.492	191,7
12	36 P. CHATIN	3.644	143,1	23 O. PLA	3.844	234,1	38 M. EVANS	17.507	231,9	42 J. KANE	6.626	140,5	23 O. PLA	7.588	189,3
13	47 R. BRADLEY	3.649	142,9	22 M. KRUMM	3.860	233,2	47 R. BRADLEY	17.574	231,0	12 M. BECHE	6.634	140,3	22 M. KRUMM	7.615	188,6
14	13 D. ABT	3.650	142,8	21 L. ORDOÑEZ	3.868	232,7	36 P. CHATIN	17.652	230,0	92 F. MAKOWIECKI	6.655	139,9	21 L. ORDOÑEZ	7.692	186,7
15	4 S. TRUMMER	3.660	142,4	47 R. BRADLEY	4.066	221,3	42 J. KANE	17.747	228,8	47 R. BRADLEY	6.726	138,4	41 J. LANCASTER	7.699	186,6
16	42 J. KANE	3.664	142,3	42 J. KANE	4.076	220,8	26 J. CANAL	17.865	227,3	38 M. EVANS	6.749	137,9	47 N. LAPIERRE	7.728	185,9
17	34 L. VANTHOOR	3.681	141,6	36 P. CHATIN	4.078	220,7	4 S. TRUMMER	17.949	226,2	37 M. ALESHIN	6.784	137,2	36 P. CHATIN	7.729	185,8
18	48 N. BERTHON	3.685	141,5	41 B. WIRDHEIM	4.079	220,6	46 P. THIRIET	18.169	223,5	26 J. CANAL	6.795	137,0	38 M. EVANS	7.732	185,8
19	37 M. ALESHIN	3.686	141,4	48 N. BERTHON	4.082	220,5	48 N. BERTHON	18.201	223,1	36 P. CHATIN	6.801	136,9	42 J. KANE	7.740	185,6
20	31 J. FOGARTY	3.694	141,1	34 L. VANTHOOR	4.084	220,4	28 L. DERANI	18.295	221,9	48 N. BERTHON	6.810	136,7	34 L. VANTHOOR	7.766	185,0
21	30 S. SHARP	3.732	139,7	31 J. FOGARTY	4.084	220,4	30 S. SHARP	18.337	221,4	4 S. TRUMMER	6.835	136,2	48 N. BERTHON	7.774	184,8
22	46 P. THIRIET	3.739	139,4	37 M. ALESHIN	4.086	220,3	31 J. FOGARTY	18.862	215,2	64 O. GAVIN	6.917	134,6	37 M. ALESHIN	7.776	184,7
23	23 O. PLA	3.744	139,2	38 M. EVANS	4.091	220,0	29 D. CHENG	18.929	214,5	88 K. BACHLER	6.957	133,8	31 J. FOGARTY	7.778	184,7
24	28 L. DERANI	3.748	139,1	30 S. SHARP	4.099	219,6	27 N. MINASSIAN	19.126	212,3	91 M. CHRISTENSEN	6.963	133,7	46 P. THIRIET	7.842	183,2
25	22 M. KRUMM	3.751	139,0	46 P. THIRIET	4.103	219,4	43 O. WEBB	19.142	212,1	76 P. THIRIET	6.966	133,6	30 S. SHARP	7.858	182,8
26	27 N. MINASSIAN	3.753	138,9	28 L. DERANI	4.109	219,0	23 O. PLA	19.161	211,9	42 A. BERTOLINI	6.972	133,5	28 L. DERANI	7.866	182,6
27	40 N. JÖNSSON	3.756	138,8	45 I. BELLAROSA	4.109	219,0	35 J. NICOLET	19.410	209,2	28 L. DERANI	6.988	133,2	27 N. MINASSIAN	7.869	182,5
28	43 O. WEBB	3.763	138,5	27 N. MINASSIAN	4.109	219,0	40 N. JÖNSSON	19.437	208,9	29 D. CHENG	7.004	132,9	45 I. BELLAROSA	7.902	181,8
29	26 J. CANAL	3.766	138,4	29 D. CHENG	4.114	218,8	22 M. KRUMM	19.639	206,7	63 J. MAGNUSSEN	7.034	132,3	43 O. WEBB	7.903	181,8
30	29 D. CHENG	3.786	137,7	43 O. WEBB	4.140	217,4	49 C. KLIEN	19.837	204,7	71 D. RIGON	7.046	132,1	40 N. JÖNSSON	7.912	181,5
31	45 I. BELLAROSA	3.793	137,4	35 J. NICOLET	4.146	217,1	13 D. ABT	19.905	204,0	81 M. CIOCI	7.050	132,0	29 H. TUNG	7.914	181,5
32	35 J. NICOLET	3.821	136,4	40 N. JÖNSSON	4.156	216,6	37 M. ALESHIN	19.969	203,3	30 S. SHARP	7.050	132,0	26 J. CANAL	7.928	181,2
33	21 L. ORDOÑEZ	3.822	136,4	26 J. CANAL	4.162	216,2	45 I. BELLAROSA	20.014	202,9	27 N. MINASSIAN	7.071	131,6	35 J. NICOLET	7.967	180,3
34	49 C. KLIEN	3.849	135,4	49 C. KLIEN	4.178	215,4	51 G. BRUNI	20.195	201,0	61 R. GIAMMARIA	7.086	131,4	49 C. KLIEN	8.027	178,9
35	92 F. MAKOWIECKI	3.882	134,3	44 J. IBANEZ	4.185	215,1	75 T. MATSUDA	20.433	198,7	40 N. JÖNSSON	7.127	130,6	44 J. IBANEZ	8.114	177,0
36	61 R. GIAMMARIA	3.905	133,5	63 J. MAGNUSSEN	4.339	207,4	97 R. BELL	20.572	197,4	83 E. COLLARD	7.127	130,6	63 J. MAGNUSSEN	8.270	173,7
37	64 O. GAVIN	3.905	133,5	64 O. GAVIN	4.357	206,6	92 F. MAKOWIECKI	20.665	196,5	77 P. LONG	7.151	130,2	64 O. GAVIN	8.278	173,5
38	63 J. MAGNUSSEN	3.922	132,9	75 T. MATSUDA	4.359	206,5	21 L. ORDOÑEZ	20.948	193,8	50 P. RUBERTI	7.168	129,9	92 F. MAKOWIECKI	8.283	173,4
39	72 A. BERTOLINI	3.925	132,8	72 A. BERTOLINI	4.367	206,1	63 J. MAGNUSSEN	20.961	193,7	43 O. WEBB	7.172	129,8	72 A. BERTOLINI	8.292	173,2
40	44 J. IBANEZ	3.929	132,7	61 R. GIAMMARIA	4.371	205,9	91 M. CHRISTENSEN	20.970	193,6	45 I. BELLAROSA	7.181	129,6	61 R. GIAMMARIA	8.301	173,0
41	91 M. CHRISTENSEN	3.932	132,6	92 F. MAKOWIECKI	4.381	205,4	64 O. GAVIN	20.993	193,4	62 J. SEGAL	7.200	129,3	67 A. KAPADIA	8.333	172,4
42	51 G. BRUNI	3.939	132,3	67 A. KAPADIA	4.384	205,3	98 P. LAMY	21.006	193,3	97 R. BELL	7.208	129,1	77 P. LONG	8.345	172,1
43	77 P. LONG	3.940	132,3	74 L. TOMLINSON	4.392	204,9	81 M. CIOCI	21.038	193,0	99 F. REES	7.269	128,0	51 G. BRUNI	8.348	172,1
44	67 A. KAPADIA	3.943	132,2	66 J. GIERMAZIAK	4.394	204,8	61 R. GIAMMARIA	21.040	193,0	60 M. MAC	7.305	127,4	91 M. CHRISTENSEN	8.351	172,0
45	83 E. COLLARD	3.948	132,0	99 F. REES	4.401	204,5	44 J. IBANEZ	21.042	192,9	98 P. LAMY	7.350	126,6	99 F. REES	8.355	171,9
46	68 M. PARISY	3.949	132,0	77 P. LONG	4.405	204,3	62 J. SEGAL	21.053	192,8	86 A. CARROLL	7.400	125,8	68 M. PARISY	8.356	171,9
47	99 F. REES	3.954	131,8	68 M. PARISY	4.407	204,2	71 D. RIGON	21.055	192,8	66 J. GIERMAZIAK	7.404	125,7	66 J. GIERMAZIAK	8.358	171,9
48	86 A. CARROLL	3.964	131,5	51 G. BRUNI	4.409	204,1	72 A. BERTOLINI	21.109	192,3	13 D. ABT	7.420	125,4	83 E. COLLARD	8.362	171,8
49	66 J. GIERMAZIAK	3.964	131,5	83 E. COLLARD	4.414	203,9	60 M. MAC	21.173	191,8	68 M. PARISY	7.422	125,4	75 T. MATSUDA	8.364	171,7
50	88 K. BACHLER	3.970	131,3	91 M. CHRISTENSEN	4.419	203,7	99 F. REES	21.223	191,3	55 M. GRIFFIN	7.443	125,1	86 A. CARROLL	8.384	171,3
51	71 D. RIGON	3.974	131,2	71 D. RIGON	4.420	203,6	50 P. RUBERTI	21.244	191,1	75 T. MATSUDA	7.456	124,8	71 D. RIGON	8.394	171,1
52	81 M. CIOCI	3.983	130,9	86 A. CARROLL	4.420	203,6	83 E. COLLARD	21.392	189,8	49 C. KLIEN	7.472	124,6	62 J. SEGAL	8.411	170,8
53	62 J. SEGAL	3.988	130,7	62 J. SEGAL	4.423	203,5	74 L. TOMLINSON	21.398	189,7	35 J. NICOLET	7.541	123,4	88 K. BACHLER	8.422	170,6
54	75 T. MATSUDA	4.001	130,3	55 M. GRIFFIN	4.438	202,8	88 K. BACHLER	21.536	188,5	31 J. FOGARTY	7.626	122,1	74 C. HOY	8.430	170,4
55	97 R. BELL	4.011	130,0	97 R. BELL	4.439	202,7	55 M. GRIFFIN	21.736	186,8	95 C. NYGAARD	7.642	121,8	81 M. CIOCI	8.436	170,3
56	74 L. TOMLINSON	4.038	129,1	50 P. RUBERTI	4.440	202,7	66 J. GIERMAZIAK	21.786	186,4	96 F. CASTELLACCI	7.680	121,2	97 D. TURNER	8.450	170,0

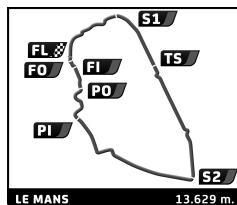


FIA WEC
Official Test 24 Hours of Le Mans
Test Practice 1

Best Specific Sectors



Pos	Driver	T6		T7		PORSCHE		FORD		T6+ T7					
		Time	Kph	Driver	Time	Kph	Driver	Time	Kph	Driver	Time	Kph			
57	60 M. MAC	4.042	129,0	81 M. CIOCI	4.447	202,4	77 P. LONG	21.825	186,0	67 A. KAPADIA	7.745	120,2	55 A.MORTIMER	8.497	169,0
58	55 M. GRIFFIN	4.055	128,6	88 K. BACHLER	4.447	202,4	53 M. MILLER	21.905	185,3	44 J. IBANEZ	7.752	120,1	50 P.RUBERTI	8.500	169,0
59	53 M. MILLER	4.057	128,5	53 M. MILLER	4.463	201,7	95 C. NYGAARD	22.037	184,2	53 M. MILLER	7.753	120,1	60 M.MAC	8.520	168,6
60	50 P. RUBERTI	4.060	128,4	60 M. MAC	4.474	201,2	96 F. CASTELLACCI	22.076	183,9	22 M. KRUMM	7.760	119,9	53 M.MILLER	8.523	168,5
61	95 C. NYGAARD	4.070	128,1	96 F. CASTELLACCI	4.474	201,2	86 A. CARROLL	22.197	182,9	74 L. TOMLINSON	7.828	118,9	95 M.SØRENSEN	8.585	167,3
62	98 P. LAMY	4.084	127,6	82 E. MOUEZ	4.492	200,4	67 A. KAPADIA	22.500	180,4	23 O. PLA	7.992	116,5	98 P.LAMY	8.585	167,3
63	82 E. MOUEZ	4.154	125,5	95 C. NYGAARD	4.500	200,0	68 M. PARISY	23.011	176,4	82 E. MOUEZ	8.110	114,8	82 J.BACHELIER	8.654	166,0
64	96 F. CASTELLACCI	4.229	123,3	98 P. LAMY	4.501	200,0	82 Y. MALLEGOL	23.787	170,7	21 L. ORDOÑEZ	8.331	111,7	96 R.GOETHE	8.718	164,8

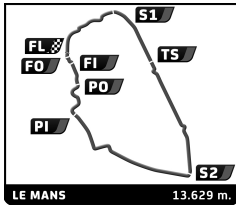


FIA WEC Official Test 24 Hours of Le Mans After Test Practice 1

Event maximum speed



Team	Car	Class	Driver	Top Speed	Lap	Session
23 Nissan Motorsports	Nissan GT-R LM Nismo	LMP1 H	Olivier PLA	336.0	12	Test Practice 1
22 Nissan Motorsports	Nissan GT-R LM Nismo	LMP1 H	Michael KRUMM	333.9	10	Test Practice 1
7 Audi Sport Team Joest	Audi R18 e-tron quattro	LMP1 H	André LOTTERER	332.9	14	Test Practice 1
8 Audi Sport Team Joest	Audi R18 e-tron quattro	LMP1 H	Lucas DI GRASSI	332.9	6	Test Practice 1
9 Audi Sport Team Joest	Audi R18 e-tron quattro	LMP1 H	Marco BONANOMI	332.9	7	Test Practice 1
1 Toyota Racing	Toyota TS 040 - Hybrid	LMP1 H	Anthony DAVIDSON	330.8	41	Test Practice 1
2 Toyota Racing	Toyota TS 040 - Hybrid	LMP1 H	Mike CONWAY	328.8	36	Test Practice 1
12 Rebellion Racing	Rebellion R-One - AER	LMP1	Mathias BECHE	328.8	9	Test Practice 1
17 Porsche Team	Porsche 919 Hybrid	LMP1 H	Brendon HARTLEY	325.8	12	Test Practice 1
19 Porsche Team	Porsche 919 Hybrid	LMP1 H	Earl BAMBER	325.8	14	Test Practice 1
13 Rebellion Racing	Rebellion R-One - AER	LMP1	Daniel ABT	322.0	3	Test Practice 1
18 Porsche Team	Porsche 919 Hybrid	LMP1 H	Neel JANI	319.1	13	Test Practice 1
43 Team Sard Morand	Morgan Evo - SARD	LMP2	Zoel AMBERG	308.2	12	Test Practice 1
4 Team Bykolles	CLM P1/01 - AER	LMP1	Simon TRUMMER	307.3	7	Test Practice 1
21 Nissan Motorsports	Nissan GT-R LM Nismo	LMP1 H	Lucas ORDOÑEZ	307.3	8	Test Practice 1
47 KCMG	Oreca 05 - Nissan	LMP2	Nicolas LAPIERRE	302.2	14	Test Practice 1
29 Pegasus Racing	Morgan - Nissan	LMP2	Ho-Pin TUNG	300.5	6	Test Practice 1
35 Oak Racing	Ligier JS P2 - Nissan	LMP2	Jacques NICOLET	300.5	15	Test Practice 1
36 Signatech Alpine	Alpine A450b - Nissan	LMP2	Paul Loup CHATIN	299.7	6	Test Practice 1
46 Thiriet By Tds Racing	Oreca 05 - Nissan	LMP2	Pierre THIRIET	299.7	5	Test Practice 1
48 Murphy Prototypes	Oreca 03R - Nissan	LMP2	Mark PATTERSON	299.7	16	Test Practice 1
26 G-Drive Racing	Ligier JS P2 - Nissan	LMP2	Julien CANAL	297.2	4	Test Practice 1
34 Oak Racing	Ligier JS P2 - HPD	LMP2	Laurens VANTHOOR	297.2	9	Test Practice 1
40 Krohn Racing	Ligier JS P2 - Judd	LMP2	Nick JÖNSSON	297.2	7	Test Practice 1
41 Greaves Motorsport	Gibson 015S - Nissan	LMP2	Jon LANCASTER	297.2	14	Test Practice 1
27 SMP Racing	BR01 - Nissan	LMP2	Nicolas MINASSIAN	296.4	7	Test Practice 1
31 Extreme Speed Motorsports	Ligier JS P2 - HPD	LMP2	Jonathon FOGARTY	296.4	5	Test Practice 1
28 G-Drive Racing	Ligier JS P2 - Nissan	LMP2	Luis Felipe DERANI	295.6	4	Test Practice 1
37 SMP Racing	BR01 - Nissan	LMP2	Mikhail ALESHIN	295.6	6	Test Practice 1
38 JOTA Sport	Gibson 015S - Nissan	LMP2	Mitch EVANS	294.8	10	Test Practice 1
45 Ibanez Racing	Oreca 03R - Nissan	LMP2	Ivan BELLAROSA	294.8	11	Test Practice 1
49 KCMG	Oreca 03R - Judd	LMP2	Christian KLIEN	294.8	4	Test Practice 1
64 Corvette Racing - GM	Chevrolet Corvette C7.R	LMGTE Pro	Oliver GAVIN	294.8	8	Test Practice 1
42 Strakka Racing	Strakka Dome S103 - Nissan	LMP2	Jonny KANE	294.0	12	Test Practice 1
30 Extreme Speed Motorsports	Ligier JS P2 - HPD	LMP2	Scott SHARP	293.2	5	Test Practice 1
75 Team LNT	Ginetta - Nissan	LMP3	Tsugio MATSUDA	293.2	10	Test Practice 1
61 AF Corse	Ferrari 458 Italia	LMGTE Am	Matteo CRESSONI	291.6	13	Test Practice 1
74 Team LNT	Ginetta - Nissan	LMP3	Lawrence TOMLINSON	291.6	8	Test Practice 1
92 Porsche Team Manthey	Porsche 911 RSR	LMGTE Pro	Frédéric MAKOWIECKI	290.8	15	Test Practice 1
63 Corvette Racing - GM	Chevrolet Corvette C7.R	LMGTE Pro	Jan MAGNUSSEN	290.0	16	Test Practice 1
66 JMW Motorsport	Ferrari 458 Italia	LMGTE Am	Jakub GIERMAZIAK	290.0	7	Test Practice 1
77 Dempsey - Proton Racing	Porsche 911 RSR	LMGTE Am	Patrick LONG	290.0	6	Test Practice 1
83 AF Corse	Ferrari F458 Italia	LMGTE Am	Emmanuel COLLARD	290.0	7	Test Practice 1
72 SMP Racing	Ferrari F458 Italia	LMGTE Am	Andrea BERTOLINI	289.3	6	Test Practice 1
86 Gulf Racing UK	Porsche 911 RSR	LMGTE Am	Philip KEEN	289.3	17	Test Practice 1
51 AF Corse	Ferrari F458 Italia	LMGTE Pro	Gianmaria BRUNI	287.7	6	Test Practice 1
67 Team AAI	Porsche 911 GT3 RSR	LMGTE Am	Alex KAPADIA	287.7	9	Test Practice 1
71 AF Corse	Ferrari F458 Italia	LMGTE Pro	Davide RIGON	287.7	12	Test Practice 1
91 Porsche Team Manthey	Porsche 911 RSR	LMGTE Pro	Michael CHRISTENSEN	287.7	7	Test Practice 1
68 Team AAI	Porsche 911 RSR	LMGTE Am	Mike PARISY	286.9	9	Test Practice 1
60 Formula Racing	Ferrari 458 Italia	LMGTE Am	Mikkel MAC	286.2	5	Test Practice 1
62 Scuderia Corsa	Ferrari 458 Italia	LMGTE Am	Jeffrey SEGAL	286.2	9	Test Practice 1
50 Larbre Competition	Chevrolet Corvette C7	LMGTE Am	Paolo RUBERTI	285.4	12	Test Practice 1
53 RILEY MOTORSPORTS-TI AUTO	Srt Viper GTS-R	LMGTE Am	Marc MILLER	285.4	5	Test Practice 1
81 AF Corse	Ferrari 458 Italia	LMGTE Am	Marco CIOCI	285.4	10	Test Practice 1
55 AF Corse	Ferrari 458 Italia	LMGTE Am	Matthew GRIFFIN	284.7	5	Test Practice 1
88 Abu Dhabi-Proton Racing	Porsche 911 RSR	LMGTE Am	Klaus BACHLER	284.7	8	Test Practice 1



FIA WEC Official Test 24 Hours of Le Mans After Test Practice 1

Event maximum speed

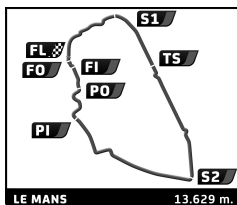


Team	Car	Class	Driver	Top Speed	Lap	Session
99 Aston Martin Racing V8	Aston Martin Vantage V8	LMGTE Pro	Alex MACDOWALL	284.7	7	Test Practice 1
44 Ibanez Racing	Oreca 03R - Nissan	LMP2	Pierre PERRET	283.2	11	Test Practice 1
98 Aston Martin Racing	Aston Martin Vantage V8	LMGTE Am	Pedro LAMY	283.2	3	Test Practice 1
96 Aston Martin Racing	Aston Martin Vantage V8	LMGTE Am	Francesco CASTELLACCI	281.7	4	Test Practice 1
97 Aston Martin Racing	Aston Martin Vantage V8	LMGTE Pro	Robert BELL	281.0	4	Test Practice 1
82 AF Corse	Ferrari 458 Italia	LMGTE Am	Howard BLANK	278.8	14	Test Practice 1
95 Aston Martin Racing	Aston Martin Vantage V8	LMGTE Pro	Marco SØRENSEN	278.8	6	Test Practice 1



24h
LE MANS
13-14 JUIN 2015

WEC
FIA WORLD ENDURANCE
CHAMPIONSHIP

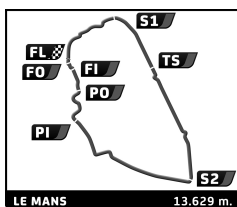


FIA WEC
Official Test 24 Hours of Le Mans
Test Practice 1



Fastest Lap Sequence

Practice Time	Team	Car	Class	Driver	Time	Kph	Lap
8:52.645	1 Toyota Racing	Toyota TS 040 - Hybrid	LMP1 H	Kazuki NAKAJIMA	3:40.664	222.3	2
12:27.620	1 Toyota Racing	Toyota TS 040 - Hybrid	LMP1 H	Kazuki NAKAJIMA	3:34.975	228.2	3
15:36.884	7 Audi Sport Team Joest	Audi R18 e-tron quattro	LMP1 H	André LOTTERER	3:33.225	230.1	3
19:02.141	7 Audi Sport Team Joest	Audi R18 e-tron quattro	LMP1 H	André LOTTERER	3:25.257	239.0	4
37:40.884	17 Porsche Team	Porsche 919 Hybrid	LMP1 H	Timo BERNHARD	3:23.945	240.6	6
55:45.423	7 Audi Sport Team Joest	Audi R18 e-tron quattro	LMP1 H	André LOTTERER	3:22.930	241.8	12
56:52.693	18 Porsche Team	Porsche 919 Hybrid	LMP1 H	Neel JANI	3:21.945	243.0	10



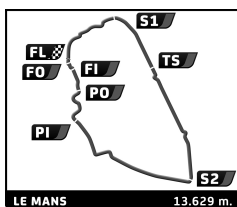
FIA WEC Official Test 24 Hours of Le Mans Test Practice 1

Sector Analysis



■ Personal Best ■ Session Best ■ Crossing the finish line in pit lane

Lap	D	Time	Sector 1	Sector 2	Sector 3	T6	T7	Porsche	Ford	T. Spd	Hour	Elapsed
1		Toyota Racing										Toyota TS 040 - Hybrid
		1. Anthony DAVIDSON		3. Kazuki NAKAJIMA								LMP1
		2. Sébastien BUEMI		4. Kamui KOBAYASHI								
1	3	5:11.981	1:53.348	1:30.498	1:48.135	3.911		23.127	7.704	211.7	09:05	5:11.981
2	3	3:40.664	36.240	1:23.590	1:40.834	4.423	3.689	19.057	7.117	295.6	09:08	8:52.645
3	3	3:34.975	33.606	1:21.767	1:39.602	4.645	3.738	18.204	7.159	304.7	09:12	12:27.620
4	3	3:38.401	34.352	1:22.211	1:41.838	4.125	3.778	19.845	7.365	304.7	09:16	16:06.021
5	3	3:33.074	33.567	1:21.234	1:38.273	3.834	3.690	17.672	7.098	307.3	09:19	19:39.095
6	3	3:33.797	33.576	1:22.795	1:37.426	4.191	3.656	17.629	6.938	278.8	09:23	23:12.892
7	3	3:48.783 B	33.220	1:22.634	1:52.929	20.881	3.696	20.881	290.0	290.0	09:27	27:01.675
8	4	17:15.748	...	1:24.504	1:45.105	3.383		21.571	8.034	286.9	09:44	44:17.423
9	4	3:31.379	33.187	1:20.990	1:37.202	3.464	3.583	17.716	6.932	290.8	09:47	47:48.802
10	4	3:34.089	34.275	1:21.212	1:38.602	3.274	3.596	17.988	7.739	296.4	09:51	51:22.891
11	4	3:35.280	32.883	1:21.877	1:40.520	3.276	3.579	18.131	7.502	293.2	09:54	54:58.171
12	4	3:29.321	32.583	1:20.319	1:36.419	3.428	3.568	17.292	6.669	294.8	09:58	58:27.492
13	4	3:43.285 B	34.371	1:20.464	1:48.450	3.627		20.836		304.7	10:02	1:02:10.777
14	2	15:43.540	...	1:23.892	1:41.723	3.376		20.002	7.072	268.4	10:17	1:17:54.317
15	2	3:30.855	33.134	1:20.966	1:36.755	3.357	3.621	18.099	6.641	290.0	10:21	1:21:25.172
16	2	3:30.364	32.913	1:20.831	1:36.620	3.362	3.612	18.404	6.489	292.4	10:24	1:24:55.536
17	2	3:27.017	32.554	1:19.760	1:34.703	3.331	3.615	16.851	6.522	295.6	10:28	1:28:22.553
18	2	3:37.382 B	33.078	1:20.093	1:44.211		3.597	17.285		309.1	10:31	1:31:59.935
19	2	9:45.832	6:43.496	1:23.438	1:38.898	3.489		19.057	7.060	306.5	10:41	1:41:45.767
20	2	3:33.524	32.813	1:20.291	1:40.420	3.326	3.647	19.908	6.805	295.6	10:45	1:45:19.291
21	2	3:43.298 B	32.740	1:22.736	1:47.822		3.589	19.012		300.5	10:49	1:49:02.589
22	2	9:07.445	6:02.986	1:21.016	1:43.443	4.268		21.091	8.384	315.4	10:58	1:58:10.034
23	2	4:57.881 B	49.521	1:50.067	2:18.293		3.819	27.905		201.5	11:03	2:03:07.915
24	2	8:44.552	5:23.622	1:28.298	1:52.632	4.206		23.730	8.605	261.3	11:11	2:11:52.467
25	2	3:59.212	39.386	1:27.701	1:52.125	3.988	3.768	24.156	8.180	311.8	11:15	2:15:51.679
26	2	4:07.729 B	40.132	1:28.231	1:59.366		3.766	23.465		260.0	11:19	2:19:59.408
27	2	4:49.544	1:33.464	1:26.709	1:49.371	3.753		21.979	8.456	311.8	11:24	2:24:48.952
28	2	3:52.098	38.486	1:25.579	1:48.033	4.069	3.738	21.388	8.104	311.8	11:28	2:28:41.050
29	2	4:18.118 B	40.199	1:40.452	1:57.467		3.802	22.622		318.2	11:32	2:32:59.168
30	1	8:21.296	5:05.966	1:27.722	1:47.608	4.001		21.085	7.890	278.8	11:41	2:41:20.464
31	1	3:50.100	38.244	1:26.827	1:45.029	3.862	3.787	20.136	8.031	292.4	11:45	2:45:10.564
32	1	4:42.166 B	37.716	1:25.120	2:39.330		3.753	29.723		298.0	11:49	2:49:52.730
33	1	13:01.681	9:45.946	1:26.567	1:49.168	3.962		20.973	8.368	310.0	12:02	3:02:54.411
34	1	3:48.805	37.640	1:25.947	1:45.218	4.234	3.771	20.750	8.050	286.2	12:06	3:06:43.216
35	1	3:46.803	36.680	1:25.192	1:44.931	4.069	3.784	19.744	8.306	294.8	12:10	3:10:30.019
36	1	3:46.210	36.699	1:24.612	1:44.899	3.924	3.800	20.512	8.130	295.6	12:14	3:14:16.229
37	1	3:55.567 B	37.051	1:25.456	1:53.060		3.756	20.396		305.6	12:18	3:18:11.796
38	1	10:13.029	6:21.526	2:01.955	1:49.548	3.963		23.461	8.309	281.7	12:28	3:28:24.825
39	1	3:47.577	36.762	1:24.207	1:46.608	3.895	3.746	20.764	9.250	311.8	12:32	3:32:12.402
40	1	3:48.014	37.580	1:24.282	1:46.152	3.956	3.722	20.351	8.118	325.8	12:36	3:36:00.416
41	1	3:56.872 B	37.333	1:23.088	1:56.451		3.769	22.070		330.8	12:39	3:39:57.288
42	1	11:11.281	7:58.301	1:25.221	1:47.759	4.050		20.899	8.696	301.3	12:51	3:51:08.569
43	1	3:48.406	37.909	1:24.640	1:45.857	3.995	3.775	20.759	8.263	322.0	12:54	3:54:56.975
44	1	3:48.549	38.290	1:24.099	1:46.160	4.183	3.771	20.482	8.208	312.7	12:58	3:58:45.524
45	1	3:54.122 B	39.093	1:23.443	1:51.586		3.797	20.369		310.9	13:02	4:02:39.646
2		Toyota Racing										Toyota TS 040 - Hybrid
		1. Alexander WURZ		3. Mike CONWAY								LMP1
		2. Stéphane SARRAZIN										
1	2	5:06.888 B	1:44.221	1:27.261	1:55.406			20.847		277.4	09:05	5:06.888
2	2	12:13.941	9:05.805	1:24.439	1:43.697	4.455		19.234	7.670	299.7	09:17	17:20.829
3	2	3:37.518	34.852	1:22.674	1:39.992	3.783	3.793	17.808	7.385	293.2	09:20	20:58.347
4	2	3:34.805	33.268	1:21.639	1:39.898	3.648	3.640	17.310	7.163	299.7	09:24	24:33.152
5	2	3:37.560	32.973	1:25.103	1:39.484	3.672	3.607	17.510	7.400	283.2	09:28	28:10.712
6	2	3:36.176	33.746	1:22.710	1:39.720	3.626	3.617	17.468	6.988	288.5	09:31	31:46.888



FIA WEC Official Test 24 Hours of Le Mans Test Practice 1

Sector Analysis



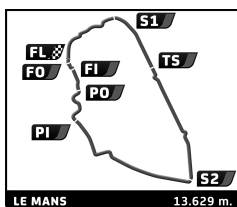
Personal Best Session Best B Crossing the finish line in pit lane

Lap	D	Time	Sector 1	Sector 2	Sector 3	T6	T7	Porsche	Ford	T. Spd	Hour	Elapsed
7	2	3:32.069	33.103	1:21.061	1:37.905	3.683	3.600	17.490	6.899	289.3	09:35	35:18.957
8	2	3:41.488B	34.658	1:22.133	1:44.697		3.607	17.217		307.3	09:39	39:00.445
9	2	16:23.715	...	1:20.489	1:36.057	3.370		17.184	6.922	304.7	09:55	55:24.160
10	2	3:29.886	33.060	1:21.870	1:34.956	3.368	3.613	16.790	6.682	308.2	09:58	58:54.046
11	2	3:28.721	32.784	1:19.677	1:36.260	3.349	3.627	17.455	6.603	297.2	10:02	1:02:22.767
12	2	4:09.454B	32.457	1:19.670	2:17.327		3.594	28.229		302.2	10:06	1:06:32.221
13	2	11:48.576	8:49.209	1:21.727	1:37.640	3.300		18.756	6.619	293.2	10:18	1:18:20.797
14	2	3:29.776	33.375	1:21.634	1:34.767	3.361	3.593	16.679	6.553	296.4	10:21	1:21:50.573
15	2	3:28.291	32.546	1:19.434	1:36.311	3.376	3.618	18.461	6.624	322.0	10:25	1:25:18.864
16	2	3:26.929	33.519	1:19.346	1:34.064	3.381	3.601	16.479	6.441	294.0	10:28	1:28:45.793
17	2	3:27.270	33.354	1:19.623	1:34.293	3.341	3.658	16.854	6.604	294.8	10:32	1:32:13.063
18	2	3:28.258	33.320	1:20.094	1:34.844	3.360	3.683	17.082	6.589	322.0	10:35	1:35:41.321
19	2	3:41.539B	35.151	1:20.010	1:46.378		3.704	19.767		321.0	10:39	1:39:22.860
20	1	15:12.997	...	1:33.140	1:51.365	3.605		20.647	7.495	204.5	10:54	1:54:35.857
21	1	3:44.793	34.806	1:22.321	1:47.666	4.615	3.666	23.247	8.567	285.4	10:58	1:58:20.650
22	1	5:03.846B	57.386	1:48.643	2:17.817		3.962	29.109		220.8	11:03	2:03:24.496
23	1	15:30.147	...	1:29.890	1:50.784	3.814		21.598	8.339	226.8	11:18	2:18:54.643
24	1	3:52.451	38.483	1:25.330	1:48.638	3.758	3.777	21.896	7.965	296.4	11:22	2:22:47.094
25	1	3:52.895	38.067	1:25.372	1:49.456	3.698	3.761	21.045	8.157	290.8	11:26	2:26:39.989
26	1	3:57.055	38.881	1:30.148	1:48.026	3.847	3.717	21.098	7.985	292.4	11:30	2:30:37.044
27	1	4:17.832	52.575	1:37.675	1:47.582	3.714	3.738	21.350	8.012	283.9	11:34	2:34:54.876
28	1	3:48.614	37.675	1:24.265	1:46.674	3.887	3.709	19.896	8.727	293.2	11:38	2:38:43.490
29	1	3:56.395B	37.103	1:24.889	1:54.403		3.697	22.578		307.3	11:42	2:42:39.885
30	3	20:40.442	...	1:30.325	1:51.251	4.047		22.520	8.381	271.1	12:03	3:03:20.327
31	3	3:56.104	38.999	1:28.002	1:49.103	3.912	3.812	22.335	8.312	273.2	12:07	3:07:16.431
32	3	3:52.333	38.450	1:27.387	1:46.496	4.105	3.760	20.803	7.995	281.0	12:11	3:11:08.764
33	3	3:49.522	37.720	1:24.944	1:46.858	4.102	3.805	20.458	7.876	303.0	12:14	3:14:58.286
34	3	3:49.693	37.086	1:25.321	1:47.286	4.578	3.801	20.658	7.965	301.3	12:18	3:18:47.979
35	3	4:04.321	52.072	1:25.598	1:46.651	4.058	3.835	21.263	7.874	311.8	12:22	3:22:52.300
36	3	4:04.823B	44.943	1:26.079	1:53.801		3.750	20.602		328.8	12:26	3:26:57.123
37	3	16:10.209	...	1:28.668	1:47.152	3.970		20.939	8.425	289.3	12:43	3:43:07.332
38	3	3:50.956	37.381	1:25.656	1:47.919	4.118	3.751	22.386	8.003	305.6	12:46	3:46:58.288
39	3	3:47.876	36.954	1:24.344	1:46.578	3.988	3.791	21.280	8.130	308.2	12:50	3:50:46.164
40	3	3:50.723	37.342	1:27.353	1:46.028	3.985	3.740	20.838	8.138	233.1	12:54	3:54:36.887
41	3	3:49.618	37.331	1:24.568	1:47.719	3.985	3.737	20.547	8.275	303.9	12:58	3:58:26.505
42	3	3:46.140	37.177	1:24.104	1:44.859		3.752	20.164	8.126	304.7	13:02	4:02:12.645

4	Team Bykolles	CLM P1/01 - AER
	1.Simon TRUMMER	LMP1
	2.Pierre KAFFER	

3.Tiago MONTEIRO

1	1	6:21.025B	2:10.585	1:49.143	2:21.297			26.632		163.2	09:06	6:21.025
2	1	11:05.171	7:34.459	1:34.137	1:56.575	3.789		24.417	8.111	252.2	09:17	17:26.196
3	1	3:58.000	38.062	1:28.856	1:51.082	3.732	3.880	22.761	7.788	290.0	09:21	21:24.196
4	1	3:54.026	36.745	1:28.567	1:48.714	3.791	3.868	21.399	7.605	303.9	09:25	25:18.222
5	1	3:52.769	37.112	1:27.852	1:47.805	3.725	3.896	21.215	7.616	303.0	09:29	29:10.991
6	1	4:00.470	37.443	1:31.990	1:51.037	3.695	3.866	21.384	7.630	222.6	09:33	33:11.461
7	1	3:52.296	37.049	1:26.992	1:48.255	4.046	3.853	20.719	8.931	307.3	09:37	37:03.757
8	1	3:48.795	36.137	1:26.970	1:45.688	3.773	3.970	20.413	7.315	307.3	09:40	40:52.552
9	1	3:49.487	35.327	1:26.654	1:47.506	3.672	3.858	20.568	7.683	306.5	09:44	44:42.039
10	1	3:45.013	35.423	1:25.843	1:43.747	3.660	3.836	19.775	7.033	305.6	09:48	48:27.052
11	1	4:18.508B	37.955	1:33.566	2:06.987		3.814	22.649		242.6	09:52	52:45.560
12	2	27:14.181	...	1:32.519	1:49.777	3.855		21.436	7.790	233.7	10:19	1:19:59.741
13	2	3:46.911	36.225	1:26.910	1:43.776	3.702	3.938	19.383	7.299	302.2	10:23	1:23:46.652
14	2	3:43.687	34.222	1:24.614	1:44.851	3.713	3.908	21.318	7.204	306.5	10:27	1:27:30.339
15	2	3:40.219	33.972	1:24.353	1:41.894	3.695	3.888	18.842	7.218	305.6	10:31	1:31:10.558
16	2	3:41.639	34.272	1:24.301	1:43.066	3.704	3.883	20.139	6.835	307.3	10:34	1:34:52.197
17	2	3:38.904	33.819	1:24.250	1:40.835	3.700	3.857	17.949	7.624	305.6	10:38	1:38:31.101
18	2	3:39.086	34.011	1:23.675	1:41.400	3.825	3.886	18.560	7.092	305.6	10:42	1:42:10.187



FIA WEC Official Test 24 Hours of Le Mans Test Practice 1

Sector Analysis

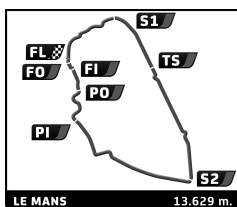


■ Personal Best ■ Session Best ■ Crossing the finish line in pit lane

Lap	D	Time	Sector 1	Sector 2	Sector 3	T6	T7	Porsche	Ford	T. Spd	Hour	Elapsed
19	2	4:11.425 B	38.313	1:32.322	2:00.790		3.886	23.062		292.4	10:46	1:46:21.612
20	3	35:32.468	...	1:49.365	2:11.564	4.806		27.204	9.204	192.1	11:21	2:21:54.080
21	3	4:26.964	44.257	1:38.464	2:04.243	4.643	4.273	26.443	9.488	222.1	11:26	2:26:21.044
22	3	4:27.756	47.475	1:38.312	2:01.969	4.497	4.241	25.088	8.733	206.5	11:30	2:30:48.800
23	3	4:45.229	55.242	1:49.298	2:00.689	4.580	4.142	25.515	8.658	237.2	11:35	2:35:34.029
24	3	4:15.602	42.050	1:34.631	1:58.921	4.392	4.158	24.569	8.547	259.4	11:39	2:39:49.631
25	3	4:15.627	41.967	1:33.252	2:00.408	4.552	4.122	26.275	8.439	284.7	11:44	2:44:05.258
26	3	9:01.886 B	42.733	1:36.746	6:42.407		4.199	1:40.627		301.3	11:53	2:53:07.144

7	Audi Sport Team Joest	Audi R18 e-tron quattro
	1. Marcel FÄSSLER	LMP1
	2. André LOTTERER	

1	2	7:30.593 B	3:48.923	1:39.234	2:02.436			23.638		221.7	09:07	7:30.593
2	2	4:33.066	1:34.139	1:21.449	1:37.478	3.424		18.291	6.874	321.0	09:12	12:03.659
3	2	3:33.225	32.837	1:21.785	1:38.603	3.355	3.606	20.274	6.755	281.0	09:15	15:36.884
4	2	3:25.257	32.045	1:19.064	1:34.148	3.361	3.587	16.514	6.569	315.4	09:19	19:02.141
5	2	3:29.782	32.813	1:20.282	1:36.687	3.329	3.587	19.034	6.829	324.9	09:22	22:31.923
6	2	3:25.989	31.992	1:18.839	1:35.158	3.353	3.578	16.378	6.474	331.8	09:25	25:57.912
7	2	3:26.551	32.612	1:19.288	1:34.651	3.313	3.585	17.010	6.680	331.8	09:29	29:24.463
8	2	3:31.636	33.026	1:23.714	1:34.896	3.259	3.567	16.035	6.880	293.2	09:32	32:56.099
9	2	3:37.130 B	32.281	1:23.576	1:41.273		3.562	16.924		331.8	09:36	36:33.229
10	2	11:32.613 B	8:31.282	1:20.035	1:41.296			17.577		311.8	09:48	48:05.842
11	2	4:16.651	1:17.746	1:21.365	1:37.540	3.307		18.629	6.744	328.8	09:52	52:22.493
12	2	3:22.930	31.823	1:18.538	1:32.569	3.339	3.583	15.779	6.379	330.8	09:55	55:45.423
13	2	3:27.146	32.081	1:19.510	1:35.555	3.310	3.582	17.230	6.663	300.5	09:59	59:12.569
14	2	3:35.171 B	31.641	1:19.716	1:43.814		3.574	18.193		332.9	10:02	1:02:47.740
15	1	5:36.082 B	1:30.642	1:39.016	2:26.424			24.134		229.2	10:08	1:08:23.822
16	1	9:48.581 B	6:43.506	1:20.139	1:44.936			19.538		305.6	10:18	1:18:12.403
17	1	4:41.779	1:43.457	1:20.615	1:37.707	3.363		18.779	7.679	298.0	10:22	1:22:54.182
18	1	3:26.880	32.620	1:18.392	1:35.868	3.330	3.581	16.778	6.987	328.8	10:26	1:26:21.062
19	1	3:25.967	32.132	1:18.669	1:35.166	3.275	3.578	18.014	6.623	322.0	10:29	1:29:47.029
20	1	3:24.729	31.751	1:18.403	1:34.575	3.361	3.557	17.468	6.459	331.8	10:33	1:33:11.758
21	1	3:27.071	34.085	1:19.814	1:33.172	3.265	3.578	16.116	6.817	302.2	10:36	1:36:38.829
22	1	3:31.472	31.962	1:19.051	1:40.459	3.307	3.549	20.986	7.418	320.1	10:40	1:40:10.301
23	1	3:32.728	34.722	1:19.749	1:38.257	3.339	3.569	18.306	6.864	317.2	10:43	1:43:43.029
24	1	3:39.261	35.175	1:20.943	1:43.143	3.389	3.566	20.629	7.271	330.8	10:47	1:47:22.290
25	1	3:36.648	36.458	1:22.476	1:37.714	3.382	3.586	18.569	7.088	311.8	10:50	1:50:58.938
26	1	3:35.774	36.171	1:20.320	1:39.283	3.356	3.594	20.046	7.170	310.0	10:54	1:54:34.712
27	1	3:35.874	33.931	1:19.076	1:42.867	4.166	3.607	21.553	8.286	317.2	10:58	1:58:10.586
28	1	5:11.506 B	52.681	1:55.376	2:23.449		4.022	27.385		191.5	11:03	2:03:22.092
29	3	14:21.413	...	1:33.555	1:50.764	3.945		21.546	8.638	214.2	11:17	2:17:43.505
30	3	3:54.163	38.194	1:27.497	1:48.472	3.972	3.765	21.122	8.050	265.1	11:21	2:21:37.668
31	3	3:53.198	38.493	1:27.889	1:46.816	3.940	3.813	20.625	8.397	258.2	11:25	2:25:30.866
32	3	4:01.908 B	38.206	1:26.703	1:56.999		3.806	21.878		292.4	11:29	2:29:32.774
33	3	7:02.456	3:34.194	1:40.420	1:47.842	3.752		20.497	9.128	225.4	11:36	2:36:35.230
34	3	3:52.002	37.447	1:26.063	1:48.492	3.937	3.690	20.805	8.963	290.8	11:40	2:40:27.232
35	3	3:47.868	38.016	1:24.653	1:45.199	3.914	3.807	19.792	8.203	312.7	11:44	2:44:15.100
36	3	4:19.734 B	37.108	1:30.904	2:11.722		3.794	26.896		288.5	11:48	2:48:34.834
37	3	21:23.803	...	1:25.423	1:44.846	3.819		19.977		296.4	12:09	3:09:58.637
38	3	3:49.728	37.100	1:26.385	1:46.243	3.995	3.726	20.907	8.263	296.4	12:13	3:13:48.365
39	3	3:46.931	36.840	1:25.040	1:45.051	3.936	3.811	19.904	8.115	308.2	12:17	3:17:35.296
40	3	3:49.074	36.807	1:25.980	1:46.287	3.927	3.788	19.699	8.153	303.9	12:21	3:21:24.370
41	3	4:18.200 B	59.415	1:28.001	1:50.784		3.788	19.609		224.0	12:25	3:25:42.570
42	3	4:56.869	1:37.614	1:26.821	1:52.434	3.984		22.029	9.022	310.0	12:30	3:30:39.439
43	3	3:55.617	38.139	1:28.908	1:48.570	3.945	3.823	21.288	8.915	312.7	12:34	3:34:35.056
44	3	3:58.965 B	37.898	1:25.150	1:55.917		3.754	21.276		310.0	12:38	3:38:34.021
45	3	6:33.735	3:22.532	1:25.091	1:46.112	3.991		20.302	8.278	315.4	12:45	3:45:07.756
46	3	3:47.280	36.763	1:24.371	1:46.146	4.034	3.747	19.845	8.319	306.5	12:48	3:48:55.036



FIA WEC Official Test 24 Hours of Le Mans Test Practice 1

Sector Analysis

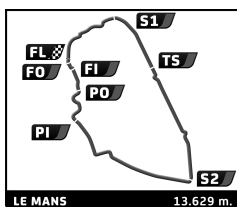


Personal Best Session Best B Crossing the finish line in pit lane

Lap	D	Time	Sector 1	Sector 2	Sector 3	T6	T7	Porsche	Ford	T. Spd	Hour	Elapsed
47	3	3:51.234	37.771	1:26.733	1:46.730	4.105	3.784	20.541	8.277	311.8	12:52	3:52:46.270
48	3	3:49.461	37.109	1:24.942	1:47.410	4.110	3.801	21.476	8.616	313.6	12:56	3:56:35.731
49	3	4:51.648 B	38.917	1:30.131	2:42.600		3.803	27.331		261.3	13:01	4:01:27.379

8	Audi Sport Team Joest		Audi R18 e-tron quattro	
	1. Lucas DI GRASSI	3. Oliver JARVIS	LMP1	
	2. Loic DUVAL			

1	1	10:34.840 B	6:48.317	1:36.601	2:09.922			25.820		239.3	09:10	10:34.840
2	1	4:35.288	1:31.143	1:24.709	1:39.436	3.397		19.222	7.145	241.5	09:15	15:10.128
3	1	3:34.528	33.305	1:20.568	1:40.655	3.301	3.654	21.342	6.883	324.9	09:18	18:44.656
4	1	3:33.680	32.754	1:23.103	1:37.823	3.372	3.610	19.883	6.678	321.0	09:22	22:18.336
5	1	3:30.558	34.044	1:19.398	1:37.116	3.287	3.620	19.350	6.532	331.8	09:25	25:48.894
6	1	3:40.861 B	33.579	1:20.465	1:46.817		3.597	19.722		332.9	09:29	29:29.755
7	1	9:32.525	6:33.581	1:21.487	1:37.457	3.348		19.342	6.607	330.8	09:39	39:02.280
8	1	3:24.740	32.243	1:18.438	1:34.059	3.315	3.584	17.108	6.333	328.8	09:42	42:27.020
9	1	3:26.460	32.591	1:18.725	1:35.144	3.309	3.597	18.498	6.468	326.8	09:45	45:53.480
10	1	3:25.854	32.228	1:18.211	1:35.415	3.361	3.602	17.522	6.460	325.8	09:49	49:19.334
11	1	3:28.635	32.255	1:18.139	1:38.241	3.311	3.572	20.331	6.834	325.8	09:52	52:47.969
12	1	3:24.111	32.410	1:18.894	1:32.807	3.305	3.537	16.097	6.805	322.9	09:56	56:12.080
13	1	3:36.161 B	34.000	1:18.539	1:43.622		3.577	16.888		331.8	09:59	59:48.241
14	1	4:05.448	1:11.508	1:18.746	1:35.194	3.264		17.483	6.688	328.8	10:03	1:03:53.689
15	1	4:35.740 B	33.739	1:31.920	2:30.081		3.626	24.330		265.1	10:08	1:08:29.429
16	3	10:00.300	6:51.718	1:26.133	1:42.449	3.421		19.161	8.314	241.5	10:18	1:18:29.729
17	3	3:30.164	33.667	1:20.499	1:35.998	3.411	3.580	17.443	6.670	315.4	10:21	1:21:59.893
18	3	3:29.262	32.494	1:19.630	1:37.138	3.422	3.636	18.427	7.823	321.0	10:25	1:25:29.155
19	3	3:26.657	32.508	1:18.603	1:35.546	3.392	3.621	17.193	6.827	320.1	10:28	1:28:55.812
20	3	3:25.512	32.028	1:19.322	1:34.162	3.299	3.578	17.479	6.540	317.2	10:32	1:32:21.324
21	3	3:24.548	33.010	1:18.361	1:33.177	3.322	3.596	16.279	6.586	329.8	10:35	1:35:45.872
22	3	3:40.840 B	33.360	1:18.021	1:49.459	3.581		21.655		310.9	10:39	1:39:26.712
23	2	5:21.347	2:09.067	1:25.586	1:46.694	3.642		23.668	7.464	280.3	10:44	1:44:48.059
24	2	3:53.184 B	36.893	1:25.448	1:50.843		3.690	21.194		310.9	10:48	1:48:41.243
25	2	18:16.904	...	1:35.216	1:56.174	4.653		23.894	8.957	208.8	11:06	2:06:58.147
26	2	3:59.463	40.284	1:29.009	1:50.170	3.927	4.219	22.893	8.471	274.6	11:10	2:10:57.610
27	2	3:54.816	38.442	1:27.195	1:49.179	3.939	3.756	22.676	8.619	290.0	11:14	2:14:52.426
28	2	4:03.574 B	38.949	1:27.691	1:56.934	3.767		22.433		282.5	11:18	2:18:56.000
29	2	16:04.592	...	1:41.659	1:46.515	4.237		20.797	8.308	261.3	11:35	2:35:00.592
30	2	3:49.968	37.057	1:25.508	1:47.403	3.906	3.842	20.164	8.176	290.0	11:38	2:38:50.560
31	2	3:48.071	36.996	1:25.109	1:45.966	3.842	3.775	20.574	8.117	302.2	11:42	2:42:38.631
32	2	3:50.072	36.448	1:25.385	1:48.239	4.092	3.759	21.783	8.186	293.2	11:46	2:46:28.703
33	2	4:51.445 B	36.166	1:31.080	2:44.199		3.796	32.662		240.4	11:51	2:51:20.148
34	1	11:35.232	8:13.469	1:31.021	1:50.742	3.945		22.292	8.231	280.3	12:02	3:02:55.380
35	1	4:00.616	38.563	1:33.597	1:48.456	3.857	3.771	21.199	8.624	276.7	12:06	3:06:55.996
36	1	3:48.290	36.916	1:25.474	1:45.900	3.991	3.803	20.985	8.097	312.7	12:10	3:10:44.286
37	1	3:46.705	38.362	1:24.540	1:43.803	4.021	3.799	19.401	8.090	317.2	12:14	3:14:30.991
38	1	3:53.519	38.712	1:28.238	1:46.569	4.007	3.807	19.935	8.401	327.8	12:18	3:18:24.510
39	1	3:52.605	40.087	1:25.765	1:46.753	3.958	3.813	21.070	8.608	310.0	12:22	3:22:17.115
40	1	3:59.574	45.289	1:26.124	1:48.161	3.932	3.796	21.031	8.572	310.0	12:26	3:26:16.689
41	1	3:53.032 B	38.221	1:24.598	1:50.213		3.796	19.664		318.2	12:30	3:30:09.721
42	3	5:36.669	2:05.822	1:35.141	1:55.706	3.967		22.856	9.018	232.1	12:35	3:35:46.390
43	3	4:03.573	41.750	1:27.621	1:54.202	3.953	3.829	24.430	8.491	268.4	12:39	3:39:49.963
44	3	3:56.095	39.407	1:28.232	1:48.456	3.903	3.812	20.412	8.289	281.7	12:43	3:43:46.058
45	3	3:49.257	37.800	1:25.093	1:46.364	3.902	3.785	20.809	8.093	308.2	12:47	3:47:35.315
46	3	3:56.126	39.223	1:29.290	1:47.613	4.017	3.788	20.859	8.460	235.7	12:51	3:51:31.441
47	3	3:53.686	38.072	1:24.861	1:50.753	3.775	3.790	22.988	10.455	319.1	12:55	3:55:25.127
48	3	3:51.291	37.748	1:24.495	1:49.048	4.014	3.719	21.666	8.703	316.3	12:59	3:59:16.418
49	3	3:51.774	37.736	1:26.561	1:47.477		3.754	20.625	8.384	322.9	13:03	4:03:08.192



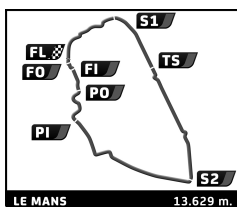
FIA WEC Official Test 24 Hours of Le Mans Test Practice 1

Sector Analysis



Personal Best Session Best B Crossing the finish line in pit lane

Lap	D	Time	Sector 1	Sector 2	Sector 3	T6	T7	Porsche	Ford	T. Spd	Hour	Elapsed
9		Audi Sport Team Joest 1.Filipe ALBUQUERQUE 3.René RAST Audi R18 e-tron quattro 2.Marco BONANOMI LMP1										
1	2	5:28.519 B	1:50.232	1:34.781	2:03.506			23.228		248.1	09:05	5:28.519
2	2	10:58.371	7:55.537	1:23.823	1:39.011	3.386		19.323	7.009	322.9	09:16	16:26.890
3	2	3:33.037	33.285	1:22.099	1:37.653	3.294	3.584	18.103	6.867	320.1	09:19	19:59.927
4	2	3:30.429	33.027	1:19.121	1:38.281	3.299	3.563	20.572	6.789	317.2	09:23	23:30.356
5	2	3:33.431 B	32.033	1:18.578	1:42.820		3.563	17.914		309.1	09:27	27:03.787
6	2	13:06.447	...	1:21.493	1:35.370	3.260		17.062	6.586	328.8	09:40	40:10.234
7	2	3:26.118	31.998	1:20.238	1:33.882	3.348	3.598	17.047	6.581	332.9	09:43	43:36.352
8	2	3:26.103	31.891	1:18.833	1:35.379	3.325	3.581	18.333	6.504	312.7	09:47	47:02.455
9	2	3:28.718	33.112	1:18.841	1:36.765	3.328	3.571	18.170	7.597	316.3	09:50	50:31.173
10	2	3:27.281	33.799	1:18.637	1:34.845	3.336	3.575	17.181	7.407	314.5	09:53	53:58.454
11	2	3:22.307	31.745	1:17.889	1:32.673	3.276	3.594	16.027	6.476	321.0	09:57	57:20.761
12	2	3:33.364 B	31.995	1:21.138	1:40.231		3.575	16.248		322.0	10:00	1:00:54.125
13	2	3:55.582	1:00.919	1:18.278	1:36.385	3.394		16.948	8.275	332.9	10:04	1:04:49.707
14	2	4:23.559 B	40.940	1:29.373	2:13.246		4.227	26.436		273.2	10:09	1:09:13.266
15	3	10:48.137	7:45.483	1:23.706	1:38.948	3.347		20.052	6.888	273.9	10:20	1:20:01.403
16	3	3:32.076	33.494	1:21.340	1:37.242	3.362	3.574	18.273	6.865	325.8	10:23	1:23:33.479
17	3	3:28.888	33.078	1:19.108	1:36.702	3.315	3.581	18.284	7.013	319.1	10:27	1:27:02.367
18	3	3:30.702	32.594	1:19.683	1:38.425	3.319	3.561	18.765	7.807	317.2	10:30	1:30:33.069
19	3	3:27.585	32.642	1:19.198	1:35.745	3.359	3.575	17.902	6.673	316.3	10:34	1:34:00.654
20	3	3:26.480	32.250	1:18.322	1:35.908	3.308	3.578	18.423	6.660	315.4	10:37	1:37:27.134
21	3	3:42.530 B	34.301	1:18.668	1:49.561		3.558	23.319		314.5	10:41	1:41:09.664
22	3	25:04.461	...	1:32.900	1:52.252	3.823		23.466	8.607	209.2	11:06	2:06:14.125
23	3	3:55.124	39.663	1:27.118	1:48.343	3.793	3.721	21.855	8.398	269.8	11:10	2:10:09.249
24	3	3:52.844	38.650	1:26.464	1:47.730	4.031	3.784	21.410	8.497	288.5	11:14	2:14:02.093
25	3	4:01.353 B	40.300	1:26.573	1:54.480		3.793	21.265		299.7	11:18	2:18:03.446
26	3	7:40.789	4:23.321	1:26.466	1:51.002	3.719		20.973	9.254	313.6	11:25	2:25:44.235
27	3	3:50.131	39.105	1:24.994	1:46.032	3.871	3.748	20.639	8.186	311.8	11:29	2:29:34.366
28	3	4:24.660 B	53.154	1:38.609	1:52.897		3.780	20.802		302.2	11:33	2:33:59.026
29	3	4:52.921 B	1:34.425	1:25.163	1:53.333			20.917		293.2	11:38	2:38:51.947
30	1	15:56.846 B	9:26.715	3:19.796	3:10.335			34.543		92.5	11:54	2:54:48.793
31	1	9:32.081	6:06.691	1:32.310	1:53.080	3.976		22.859	8.495	218.5	12:04	3:04:20.874
32	1	4:14.864 B	40.268	1:28.856	2:05.740		3.770	24.249		232.1	12:08	3:08:35.738
33	1	9:46.705	6:24.751	1:31.205	1:50.749	4.077		22.316	8.770	231.6	12:18	3:18:22.443
34	1	4:00.195	40.883	1:28.683	1:50.629	3.827	3.782	21.229	9.223	272.5	12:22	3:22:22.638
35	1	4:09.235	54.666	1:25.891	1:48.678	3.858	3.766	21.806	8.412	285.4	12:26	3:26:31.873
36	1	3:55.728	40.184	1:26.398	1:49.146	3.857	3.759	20.685	9.200	281.0	12:30	3:30:27.601
37	1	3:51.147	38.010	1:25.167	1:47.970	3.990	3.769	20.354	8.562	322.9	12:34	3:34:18.748
38	1	3:58.110	42.253	1:24.295	1:51.562	3.865	3.791	23.121	8.967	321.0	12:38	3:38:16.858
39	1	4:01.315 B	43.089	1:26.280	1:51.946		3.729	20.221		268.4	12:42	3:42:18.173
40	1	4:27.042	1:14.371	1:26.076	1:46.595	4.049		20.498	8.498	327.8	12:46	3:46:45.215
41	1	3:51.717	37.845	1:25.879	1:47.993	4.090	3.829	20.635	8.419	298.8	12:50	3:50:36.932
42	1	3:52.773	39.885	1:24.980	1:47.908	4.038	3.813	20.814	8.587	316.3	12:54	3:54:29.705
43	1	3:52.390	40.691	1:24.650	1:47.049	3.978	3.798	20.319	8.354	325.8	12:58	3:58:22.095
44	1	3:48.186	37.216	1:24.107	1:46.863		3.781	20.789	8.960	324.9	13:02	4:02:10.281
12		Rebellion Racing 1.Nicolas PROST 3.Nick HEIDFELD Rebellion R-One - AER 2.Mathias BECHE LMP1										
1	2	8:30.557 B	4:53.137	1:35.103	2:02.317			23.074		226.8	09:08	8:30.557
2	2	16:23.876	...	1:25.079	1:41.046	3.797		19.067	7.158	288.5	09:24	24:54.433
3	2	3:40.430	34.036	1:23.399	1:42.995	3.723	3.820	19.582	7.201	323.9	09:28	28:34.863
4	2	3:37.428	34.452	1:23.399	1:39.577	3.649	3.793	17.929	6.913	323.9	09:32	32:12.291
5	2	3:32.932	33.610	1:21.553	1:37.769	3.771	3.791	17.722	6.883	323.9	09:35	35:45.223
6	2	3:35.469	33.483	1:21.986	1:40.000	3.688	3.810	19.330	6.965	327.8	09:39	39:20.692
7	2	3:32.597	33.310	1:20.880	1:38.407	3.613	3.788	18.776	6.634	326.8	09:42	42:53.289



FIA WEC Official Test 24 Hours of Le Mans Test Practice 1

Sector Analysis



■ Personal Best ■ Session Best B Crossing the finish line in pit lane

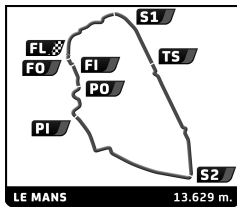
Lap	D	Time	Sector 1	Sector 2	Sector 3	T6	T7	Porsche	Ford	T. Spd	Hour	Elapsed
8	2	3:30.508	33.435	1:20.599	1:36.474	3.673	3.765	17.304	6.727	325.8	09:46	46:23.797
9	2	3:45.900B	36.150	1:21.312	1:48.438		3.767	18.996		328.8	09:50	50:09.697
10	3	33:01.543	...	1:26.980	1:42.459	3.709		19.218	7.580	274.6	10:23	1:23:11.240
11	3	3:40.898	35.685	1:23.053	1:42.160	3.664	3.806	18.649	7.049	326.8	10:26	1:26:52.138
12	3	3:38.255	34.432	1:22.602	1:41.221	3.672	3.785	19.576	7.185	291.6	10:30	1:30:30.393
13	3	3:39.696	34.854	1:22.950	1:41.892	3.677	3.792	20.649	7.268	310.0	10:34	1:34:10.089
14	3	3:39.372	34.789	1:21.947	1:42.636	3.693	3.789	18.191	10.870	326.8	10:37	1:37:49.461
15	3	3:42.276	33.719	1:21.740	1:46.817	3.758	3.792	21.269	8.376	325.8	10:41	1:41:31.737
16	3	3:55.159	37.390	1:27.769	1:50.000	3.911	3.815	22.945	8.379	247.0	10:45	1:45:26.896
17	3	3:49.864	35.986	1:28.226	1:45.652	3.862	3.846	19.534	8.626	309.1	10:49	1:49:16.760
18	3	3:49.486	38.866	1:28.006	1:42.614	3.728	3.829	19.255	7.919	224.9	10:53	1:53:06.246
19	3	4:07.184B	38.708	1:29.944	1:58.532		3.798	22.510		283.2	10:57	1:57:13.430
20	3	28:51.242B	...	1:36.664	2:09.510			26.233		234.7	11:26	2:26:04.672
21	3	10:11.846	6:31.448	1:46.170	1:54.228	4.353		22.045	8.644	246.4	11:36	2:36:16.518
22	3	4:11.935	42.895	1:34.107	1:54.933	4.389	4.051	21.740	9.511	255.1	11:40	2:40:28.453
23	3	4:11.795	43.470	1:33.605	1:54.720	4.366	4.047	22.029	8.903	273.2	11:44	2:44:40.248
24	3	4:40.254B	40.838	1:32.404	2:27.012		4.013	28.175		252.8	11:49	2:49:20.502
25	1	14:36.814	...	1:36.083	1:55.950	4.531		22.858	9.003	223.1	12:03	3:03:57.316
26	1	4:18.593	42.794	1:35.296	2:00.503	4.325	4.125	24.372	9.687	231.2	12:08	3:08:15.909
27	1	4:07.587	40.415	1:32.225	1:54.947	4.455	4.046	22.128	8.827	267.1	12:12	3:12:23.496
28	1	4:15.001	39.337	1:34.613	2:01.051	4.435	4.067	26.327	8.864	239.9	12:16	3:16:38.497
29	1	4:04.120	38.863	1:31.631	1:53.626	4.525	4.068	22.875	8.609	278.1	12:20	3:20:42.617
30	1	4:14.692	51.106	1:31.545	1:52.041	4.430	4.087	21.759	8.553	245.9	12:24	3:24:57.309
31	1	4:06.338	40.277	1:32.813	1:53.248	4.437	4.056	22.100	8.331	224.9	12:29	3:29:03.647
32	1	4:04.121	39.548	1:31.324	1:53.249	4.437	4.059	21.421	8.474	299.7	12:33	3:33:07.768
33	1	4:00.207	40.066	1:29.558	1:50.583	4.370	4.043	21.070	8.437	300.5	12:37	3:37:07.975
34	1	4:12.534B	40.629	1:32.850	1:59.055		4.021	21.900		243.6	12:41	3:41:20.509
35	1	7:19.387	3:53.938	1:30.808	1:54.641	4.567		23.234	8.904	258.8	12:48	3:48:39.896
36	1	3:59.320	39.736	1:28.978	1:50.606	4.413	4.124	21.014	8.330	298.0	12:52	3:52:39.216
37	1	4:04.941	39.057	1:29.364	1:56.520	4.354	4.070	24.479	9.187	243.1	12:56	3:56:44.157
38	1	4:23.583B	39.356	1:29.216	2:15.011		3.979	28.553		281.7	13:01	4:01:07.740

13 **Rebellion Racing** Rebellion R-One - AER LMP1
 1. Alexandre IMPERATORI 3. Daniel ABT
 2. Dominik KRAIHAMER

1	3	6:24.602B	2:13.051	1:50.968	2:20.583			27.725		196.0	09:06	6:24.602
2	3	19:22.546	...	1:30.026	1:53.327	3.943		23.609	8.208	257.6	09:25	25:47.148
3	3	3:53.614	37.942	1:27.229	1:48.443	3.747	3.915	21.901	7.787	322.0	09:29	29:40.762
4	3	4:01.450B	38.427	1:26.578	1:56.445		3.854	20.919		280.3	09:33	33:42.212
5	3	14:30.793	...	1:26.380	1:46.754	3.780		21.286	7.738	316.3	09:48	48:13.005
6	3	3:44.755	35.682	1:24.610	1:44.463	3.734	3.852	20.440	7.562	322.0	09:51	51:57.760
7	3	3:43.089	34.693	1:24.073	1:44.323	3.799	3.841	20.306	7.493	322.0	09:55	55:40.849
8	3	3:55.497B	34.738	1:25.173	1:55.586		3.883	21.724		320.1	09:59	59:36.346
9	3	21:21.663	...	1:26.405	1:45.980	3.816		19.939	7.576	287.7	10:20	1:20:58.009
10	3	3:42.754	34.845	1:24.531	1:43.378	3.650	3.885	19.905	7.420	322.0	10:24	1:24:40.763
11	3	4:42.585B	34.250	1:27.429	2:40.906		3.842	28.637		322.0	10:29	1:29:23.348
12	3	25:32.573B	...	2:03.517	2:43.134			31.108		154.1	10:54	1:54:55.921
13	1	1:12:43.964B	...	1:38.413	2:09.819			25.539		216.4	12:07	3:07:39.885
14	1	40:53.684	...	1:33.782	1:55.973	4.802		23.788	8.621	228.7	12:48	3:48:33.569
15	1	4:00.899	39.323	1:30.120	1:51.456	4.732	4.199	21.663	8.503	269.8	12:52	3:52:34.468
16	1	4:02.989	40.863	1:29.065	1:53.061	4.694	4.167	21.521	9.632	283.2	12:56	3:56:37.457
17	1	4:10.916	40.053	1:29.269	2:01.594		4.126	23.679	8.996	302.2	13:00	4:00:48.373

17 **Porsche Team** Porsche 919 Hybrid LMP1
 1. Timo BERNHARD 3. Brendon HARTLEY
 2. Mark WEBBER 4. Frédéric MAKOWIECKI

1	1	9:47.885B	6:30.903	1:24.017	1:52.965			20.586		261.9	09:09	9:47.885
2	1	14:03.038	...	1:20.573	1:38.836	3.296		18.172	7.178	321.0	09:23	23:50.923
3	1	3:28.302	32.888	1:20.942	1:34.472	3.340	3.688	17.270	6.507	286.9	09:27	27:19.225



FIA WEC Official Test 24 Hours of Le Mans Test Practice 1

Sector Analysis

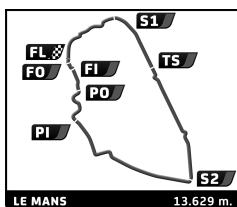


■ Personal Best ■ Session Best ■ Crossing the finish line in pit lane

Lap	D	Time	Sector 1	Sector 2	Sector 3	T6	T7	Porsche	Ford	T. Spd	Hour	Elapsed
4	1	3:30.548	33.159	1:21.233	1:36.156	3.314	3.692	16.530	8.615	305.6	09:30	30:49.773
5	1	3:27.166	32.876	1:18.579	1:35.711	3.290	3.703	18.539	6.491	304.7	09:34	34:16.939
6	1	3:23.945	33.021	1:18.379	1:32.545	3.373	3.649	16.347	6.350	310.0	09:37	37:40.884
7	1	3:37.003 B	32.483	1:19.554	1:44.966		3.662	16.933		321.0	09:41	41:17.887
8	3	11:29.926	8:26.346	1:23.440	1:40.140	3.390		19.863	7.065	284.7	09:52	52:47.813
9	3	3:28.548	33.639	1:20.179	1:34.730	3.287	3.667	17.464	6.617	306.5	09:56	56:16.361
10	3	3:33.432	33.901	1:20.013	1:39.518	3.399	3.644	20.522	7.694	313.6	09:59	59:49.793
11	3	3:28.090	32.728	1:20.971	1:34.391	3.370	3.704	17.446	6.547	301.3	10:03	1:03:17.883
12	3	4:50.750 B	32.790	1:21.079	2:56.881		3.670	31.518		325.8	10:08	1:08:08.633
13	2	10:50.089	7:49.845	1:22.353	1:37.891	3.228		18.532	7.241	319.1	10:18	1:18:58.722
14	2	3:32.834	33.955	1:20.041	1:38.838	3.196	3.627	19.789	7.080	304.7	10:22	1:22:31.556
15	2	3:28.741	33.789	1:20.080	1:34.872	3.215	3.619	17.188	6.674	304.7	10:26	1:26:00.297
16	2	3:27.597	32.642	1:18.847	1:36.108	3.237	3.643	17.091	7.177	297.2	10:29	1:29:27.894
17	2	3:36.221 B	32.486	1:18.322	1:45.413		3.625	19.494		301.3	10:33	1:33:04.115
18	2	17:18.187	...	1:23.331	1:39.135	3.495		18.746	7.746	283.2	10:50	1:50:22.302
19	2	3:39.483	35.150	1:24.588	1:39.745	3.407	3.691	18.185	7.531	228.2	10:54	1:54:01.785
20	2	3:38.027	35.121	1:20.936	1:41.970	3.726	3.715	20.294	7.793	302.2	10:57	1:57:39.812
21	2	3:48.484	38.113	1:23.474	1:46.897	3.809	3.763	22.555	8.026	306.5	11:01	2:01:28.296
22	2	4:20.553 B	59.659	1:25.664	1:55.230		4.038	22.660		240.4	11:05	2:05:48.849
23	2	20:32.254	...	1:26.744	1:48.721	3.819		21.055	9.196	280.3	11:26	2:26:21.103
24	2	4:00.184 B	38.400	1:27.339	1:54.445		3.734	21.231		286.2	11:30	2:30:21.287
25	2	13:05.043	9:48.502	1:26.233	1:50.308	3.996		23.207	8.417	276.0	11:43	2:43:26.330
26	2	3:50.235	38.476	1:24.921	1:46.838	3.805	3.783	20.713	8.253	308.2	11:47	2:47:16.565
27	2	7:34.731 B	1:03.873	3:20.205	3:10.653		3.780	34.320		95.6	11:54	2:54:51.296
28	1	7:19.375	4:02.276	1:29.417	1:47.682	4.331		21.854	8.246	240.9	12:02	3:02:10.671
29	1	3:53.319	39.597	1:26.273	1:47.449	4.011	3.840	21.102	8.132	278.1	12:06	3:06:03.990
30	1	3:50.198	40.209	1:25.090	1:44.899	3.930	3.843	20.385	8.059	298.8	12:09	3:09:54.188
31	1	3:47.173	38.191	1:24.096	1:44.886	3.911	3.793	20.888	7.923	318.2	12:13	3:13:41.361
32	1	3:56.443 B	38.387	1:25.093	1:52.963		3.808	21.273		294.0	12:17	3:17:37.804
33	1	5:16.692	2:04.619	1:25.983	1:46.090	3.748		21.923	8.140	266.5	12:22	3:22:54.496
34	1	3:55.520	44.387	1:26.144	1:44.989	3.740	3.731	19.884	9.222	289.3	12:26	3:26:50.016
35	1	3:49.594	37.643	1:24.346	1:47.605	3.720	3.767	22.460	8.789	321.0	12:30	3:30:39.610
36	1	3:56.209 B	38.373	1:25.297	1:52.539		3.753	21.439		315.4	12:34	3:34:35.819
37	3	5:12.875	1:50.650	1:27.930	1:54.295	3.819		24.803	8.703	276.7	12:39	3:39:48.694
38	3	3:50.346	39.033	1:25.541	1:45.772	3.762	3.718	21.038	8.340	307.3	12:43	3:43:39.040
39	3	3:49.328	38.780	1:24.719	1:45.829	3.781	3.788	20.477	8.127	289.3	12:47	3:47:28.368
40	3	3:45.883	37.726	1:24.351	1:43.806	3.816	3.770	20.167	8.159	290.8	12:51	3:51:14.251
41	3	4:00.460 B	37.500	1:26.274	1:56.686		3.726	23.424		316.3	12:55	3:55:14.711
42	3	5:02.945	1:39.592	1:35.532	1:47.821			21.745	8.201	222.1	13:00	4:00:17.656

18	Porsche Team											Porsche 919 Hybrid
	1.Romain DUMAS		3.Marc LIEB									LMP1
	2.Neel JANI		4.Frédéric MAKOWIECKI									

1	2	8:27.986 B	5:05.583	1:29.041	1:53.362			20.741		252.2	09:08	8:27.986
2	2	15:40.805	...	1:24.468	1:41.120	3.345		20.337	6.910	310.9	09:24	24:08.791
3	2	3:32.898	33.721	1:21.599	1:37.578	3.323	3.693	18.743	6.803	303.0	09:27	27:41.689
4	2	3:31.211	33.620	1:20.954	1:36.637	3.403	3.753	17.424	7.257	288.5	09:31	31:12.900
5	2	3:26.276	32.812	1:19.116	1:34.348	3.281	3.742	16.683	7.278	299.7	09:34	34:39.176
6	2	3:25.060	32.382	1:19.067	1:33.611	3.414	3.670	16.712	6.444	303.0	09:38	38:04.236
7	2	3:34.580 B	32.842	1:18.058	1:43.680		3.809	18.744		303.0	09:41	41:38.816
8	2	8:27.845	5:31.286	1:21.831	1:34.728	3.270		16.989	6.768	304.7	09:50	50:06.661
9	2	3:24.087	32.282	1:18.492	1:33.313	3.209	3.618	16.704	6.364	303.9	09:53	53:30.748
10	2	3:21.945	32.108	1:17.866	1:31.971	3.309	3.639	16.115	6.332	303.9	09:56	56:52.693
11	2	3:24.407	33.206	1:18.217	1:32.984	3.252	3.652	16.505	6.526	309.1	10:00	1:00:17.100
12	2	3:31.495 B	32.276	1:17.132	1:42.087		3.645	18.058		308.2	10:03	1:03:48.595
13	2	14:04.382 B	...	1:19.674	1:44.147			18.835		319.1	10:17	1:17:52.977
14	2	8:15.114	5:17.444	1:22.387	1:35.283	3.238		17.304	6.611	305.6	10:26	1:26:08.091
15	2	3:30.219	33.218	1:19.279	1:37.722	3.220	3.578	18.736	6.764	290.8	10:29	1:29:38.310



FIA WEC Official Test 24 Hours of Le Mans Test Practice 1

Sector Analysis

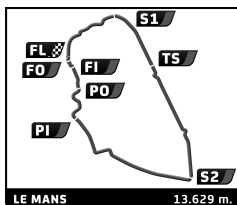


■ Personal Best ■ Session Best B Crossing the finish line in pit lane

Lap	D	Time	Sector 1	Sector 2	Sector 3	T6	T7	Porsche	Ford	T. Spd	Hour	Elapsed
16	2	3:26.165	32.893	1:18.509	1:34.763	3.358	3.548	16.865	7.194	312.7	10:33	1:33:04.475
17	2	3:28.726	34.373	1:18.772	1:35.581	3.259	3.742	18.867	6.761	310.9	10:36	1:36:33.201
18	2	3:41.036B	33.141	1:18.819	1:49.076		3.629	22.058		310.9	10:40	1:40:14.237
19	2	10:25.584	7:14.637	1:27.803	1:43.144	3.398		21.271	7.541	266.5	10:50	1:50:39.821
20	2	3:37.657	36.299	1:22.019	1:39.339	3.366	3.665	19.666	7.341	265.1	10:54	1:54:17.478
21	2	3:50.890B	34.400	1:20.542	1:55.948		3.674	24.005		303.9	10:58	1:58:08.368
22	2	6:21.040B	2:39.882	1:36.075	2:05.083			25.239		227.7	11:04	2:04:29.408
23	2	6:08.677	2:54.218	1:27.489	1:46.970	3.784		21.304	8.165	255.7	11:10	2:10:38.085
24	2	3:56.512	38.299	1:30.200	1:48.013	4.139	3.798	21.592	8.007	216.8	11:14	2:14:34.597
25	2	3:50.346	38.219	1:24.549	1:47.578	3.703	3.817	21.149	8.092	274.6	11:18	2:18:24.943
26	2	3:46.663	37.348	1:24.400	1:44.915	3.727	3.749	20.565	7.971	292.4	11:22	2:22:11.606
27	2	3:49.271	37.057	1:25.839	1:46.375	3.743	3.738	21.536	8.064	286.9	11:26	2:26:00.877
28	2	4:02.336B	44.589	1:25.802	1:51.945		3.741	20.682		294.8	11:30	2:30:03.213
29	3	13:40.149	...	1:31.090	1:49.632	3.778		22.569	8.588	258.2	11:43	2:43:43.362
30	3	3:58.664	38.407	1:29.435	1:50.822	4.807	3.727	21.758	9.275	233.7	11:47	2:47:42.026
31	3	7:18.497B	54.353	3:09.422	3:14.722		5.809	33.842		91.5	11:55	2:55:00.523
32	3	10:04.745	6:45.894	1:29.493	1:49.358	3.799		21.855	9.088	224.9	12:05	3:05:05.268
33	3	4:00.549	38.455	1:30.296	1:51.798	3.883	3.695	24.709	8.268	208.4	12:09	3:09:05.817
34	3	4:01.923	39.837	1:29.416	1:52.670	3.879	3.838	25.045	8.458	210.5	12:13	3:13:07.740
35	3	3:58.380	40.799	1:26.555	1:51.026	3.897	3.819	24.096	8.037	267.8	12:17	3:17:06.120
36	3	3:54.282	38.591	1:28.178	1:47.513	3.808	3.806	21.475	8.444	237.2	12:21	3:21:00.402
37	3	4:07.005	50.047	1:26.985	1:49.973	3.969	3.906	22.962	8.389	273.9	12:25	3:25:07.407
38	3	4:00.923B	38.742	1:27.002	1:55.179		3.848	21.438		271.8	12:29	3:29:08.330
39	3	10:48.594	7:32.538	1:27.738	1:48.318	3.851		20.626	8.667	271.1	12:39	3:39:56.924
40	3	3:49.827	38.598	1:25.580	1:45.649	3.873	3.732	20.418	8.079	273.2	12:43	3:43:46.751
41	3	3:49.063	37.707	1:25.032	1:46.324	3.857	3.815	20.722	8.222	294.0	12:47	3:47:35.814
42	3	3:56.789B	39.352	1:24.667	1:52.770		3.810	20.393		285.4	12:51	3:51:32.603
43	1	5:11.678	1:44.823	1:34.014	1:52.841	4.061		22.440	9.112	175.3	12:56	3:56:44.281
44	1	3:59.380	38.437	1:26.446	1:54.497		3.790	23.130	8.248	281.0	13:00	4:00:43.661

19	Porsche Team				Porsche 919 Hybrid	
	1.Nicolas HÜLKENBERG	3.Nicholas TANDY			LMP1	
	2.Earl BAMBER	4.Frédéric MAKOWIECKI				

1	1	9:50.597B	6:32.146	1:24.706	1:53.745			20.889		251.0	09:09	9:50.597
2	1	20:06.806	...	1:22.478	1:40.560	3.300		19.662	7.516	322.0	09:29	29:57.403
3	1	3:33.087	33.685	1:21.288	1:38.114	3.346	3.669	19.435	7.019	298.8	09:33	33:30.490
4	1	3:32.958	33.658	1:20.986	1:38.314	3.381	3.672	18.109	8.120	310.9	09:37	37:03.448
5	1	3:27.381	33.233	1:19.193	1:34.955	3.325	3.935	17.240	6.970	276.0	09:40	40:30.829
6	1	3:25.579	32.975	1:18.237	1:34.367	3.274	3.666	17.454	6.635	297.2	09:43	43:56.408
7	1	3:26.118	32.200	1:18.439	1:35.479	3.250	3.637	18.480	6.685	302.2	09:47	47:22.526
8	1	3:24.147	32.322	1:18.416	1:33.409	3.379	3.626	16.754	6.434	310.0	09:50	50:46.673
9	1	3:25.865	33.102	1:19.851	1:32.912	3.403	3.778	16.367	6.625	306.5	09:54	54:12.538
10	1	3:30.445B	32.606	1:16.977	1:40.862		3.654	17.083		317.2	09:57	57:42.983
11	2	19:21.037	...	1:25.331	1:40.601	3.240		19.649	7.266	257.0	10:17	1:17:04.020
12	2	3:33.169	35.499	1:20.112	1:37.558	3.231	3.644	17.501	6.691	322.9	10:20	1:20:37.189
13	2	3:31.110	34.504	1:18.903	1:37.703	3.359	3.641	17.455	8.156	315.4	10:24	1:24:08.299
14	2	3:27.463	33.602	1:18.358	1:35.503	3.226	3.675	19.335	6.596	325.8	10:27	1:27:35.762
15	2	3:24.883	33.045	1:17.799	1:34.039	3.338	3.628	16.334	6.675	318.2	10:31	1:31:00.645
16	2	3:27.134	32.497	1:19.295	1:35.342	3.205	3.665	17.786	6.809	321.0	10:34	1:34:27.779
17	2	3:25.116	32.503	1:18.770	1:33.843	3.199	3.612	16.047	7.774	310.9	10:37	1:37:52.895
18	2	3:28.961	32.253	1:17.736	1:38.972	3.278	3.609	20.245	7.167	319.1	10:41	1:41:21.856
19	2	3:56.828B	36.174	1:25.534	1:55.120		3.621	22.484		239.3	10:45	1:45:18.684
20	2	5:51.851B	2:33.164	1:25.010	1:53.677			21.175		308.2	10:51	1:51:10.535
21	4	14:18.538	...	1:33.784	1:47.235	4.315		22.107	8.673	248.1	11:05	2:05:29.073
22	4	5:30.564B	1:07.889	1:44.449	2:38.226		7.864	29.882		235.7	11:10	2:10:59.637
23	4	5:19.714	1:54.387	1:32.354	1:52.973	3.834		22.443	10.108	276.7	11:16	2:16:19.351
24	4	3:52.894	38.890	1:27.823	1:46.181	3.917	3.690	21.207	7.940	315.4	11:20	2:20:12.245
25	4	3:49.408	38.541	1:24.861	1:46.006	3.880	3.766	21.383	7.927	319.1	11:24	2:24:01.653



FIA WEC Official Test 24 Hours of Le Mans Test Practice 1

Sector Analysis



■ Personal Best ■ Session Best ■ Crossing the finish line in pit lane

Lap	D	Time	Sector 1	Sector 2	Sector 3	T6	T7	Porsche	Ford	T. Spd	Hour	Elapsed
26	4	4:01.365	37.381	1:26.543	1:57.441	3.832	3.776	22.070	8.274	302.2	11:28	2:28:03.018
27	4	3:53.629	38.016	1:25.742	1:49.871	4.195	3.727	23.099	8.045	315.4	11:31	2:31:56.647
28	4	4:26.255	57.138	1:43.731	1:45.386	4.101	4.234	21.048	8.116	236.7	11:36	2:36:22.902
29	4	3:46.201	37.253	1:25.456	1:43.492	3.778	3.794	20.398	8.069	313.6	11:40	2:40:09.103
30	4	3:58.815 B	38.312	1:26.427	1:54.076		3.730	22.534		272.5	11:44	2:44:07.918
31	3	19:17.251	...	1:31.215	1:51.554			24.064		223.5	12:03	3:03:25.169
32	3	4:00.634	38.970	1:33.221	1:48.443	3.912	3.801	22.570	8.275	196.3	12:07	3:07:25.803
33	3	3:52.653	38.169	1:28.700	1:45.784	3.817	3.791	20.881	8.081	262.6	12:11	3:11:18.456
34	3	3:48.022	37.080	1:26.299	1:44.643	3.768	3.771	20.667	7.992	260.7	12:15	3:15:06.478
35	3	3:46.860	36.805	1:24.306	1:45.749	3.931	3.763	22.005	8.075	305.6	12:18	3:18:53.338
36	3	3:59.899	47.960	1:24.962	1:46.977	3.863	3.776	21.842	8.102	314.5	12:22	3:22:53.237
37	3	3:58.005	44.913	1:26.302	1:46.790	3.666	3.767	20.500	8.801	299.7	12:26	3:26:51.242
38	3	3:50.145	37.792	1:23.827	1:48.526	3.680	3.732	22.669	9.280	314.5	12:30	3:30:41.387
39	3	3:48.822	37.670	1:25.098	1:46.054	3.772	3.739	21.276	8.069	317.2	12:34	3:34:30.209
40	3	3:47.119	37.554	1:23.172	1:46.393	3.792	3.748	21.136	8.546	318.2	12:38	3:38:17.328
41	3	3:50.877	43.020	1:24.190	1:43.667	3.784	3.732	20.128	8.027	302.2	12:42	3:42:08.205
42	3	3:46.754	36.630	1:24.698	1:45.426	3.807	3.731	20.971	8.274	308.2	12:45	3:45:54.959
43	3	3:48.775	39.410	1:23.910	1:45.455	3.784	3.747	22.225	7.934	322.0	12:49	3:49:43.734
44	3	3:48.053	38.221	1:23.665	1:46.167	4.471	3.730	20.417	8.347	321.0	12:53	3:53:31.787
45	3	8:10.581 B	40.177	1:33.766	5:56.638		4.154	1:08.489		318.2	13:01	4:01:42.368

21

Nissan Motorsports

1. Tsugio MATSUDA
2. Mark SHULZHITSKIY

3. Lucas ORDOÑEZ

Nissan GT-R LM Nismo

LMP1

1	3	5:24.882 B	1:30.824	1:39.355	2:14.703			25.627		225.8	09:05	5:24.882
2	3	13:24.211 B	9:35.680	1:37.648	2:10.883			22.955		237.2	09:18	18:49.093
3	3	1:18:21.289	...	1:33.519	1:51.868	3.890		21.644	8.759	224.4	10:37	1:37:10.382
4	3	3:51.334	37.520	1:25.445	1:48.369	3.822	3.887	21.554	8.439	299.7	10:41	1:41:01.716
5	3	4:02.961	37.945	1:25.686	1:59.330	3.849	3.877	28.072	8.640	289.3	10:45	1:45:04.677
6	3	3:53.235	37.512	1:26.687	1:49.036	4.118	3.874	21.644	8.734	297.2	10:48	1:48:57.912
7	3	3:55.962	40.360	1:27.993	1:47.609	3.824	4.015	20.948	8.331	257.0	10:52	1:52:53.874
8	3	4:03.996 B	38.203	1:25.634	2:00.159			22.180		307.3	10:56	1:56:57.870
9	3	1:06:56.463	...	1:38.244	1:59.634	4.529		23.684	9.369	225.4	12:03	3:03:54.333
10	3	4:15.830	45.163	1:32.640	1:58.027	4.622	4.222	23.039	9.329	246.4	12:08	3:08:10.163
11	3	4:07.826	42.484	1:31.327	1:54.015	4.529	4.253	22.261	9.177	258.8	12:12	3:12:17.989
12	3	4:16.997 B	41.240	1:31.936	2:03.821			22.674		291.6	12:16	3:16:34.986
13	2	13:11.965	9:29.318	1:41.421	2:01.226	4.622		24.557	9.406	186.8	12:29	3:29:46.951
14	2	4:13.946	42.416	1:34.558	1:56.972	4.718	4.223	23.313	9.271	218.1	12:34	3:34:00.897
15	2	4:13.992	41.235	1:32.920	1:59.837	4.705	4.249	25.785	9.930	224.0	12:38	3:38:14.889
16	2	4:14.013	45.736	1:31.714	1:56.563	4.668	4.203	23.253	9.355	242.6	12:42	3:42:28.902
17	2	4:09.306	41.284	1:31.864	1:56.158	4.701	4.201	23.367	9.284	288.5	12:46	3:46:38.208
18	2	4:11.924	42.623	1:30.621	1:58.680	4.718	4.191	24.065	10.556	267.8	12:50	3:50:50.132
19	2	4:14.403	42.369	1:31.118	2:00.916	4.768	4.184	23.993	9.540	267.1	12:55	3:55:04.535
20	2	4:12.366	42.573	1:31.582	1:58.211	4.875	4.231	23.545	9.023	273.2	12:59	3:59:16.901
21	2	4:13.525	41.753	1:30.649	2:01.123			25.242	9.556	276.0	13:03	4:03:30.426

22

Nissan Motorsports

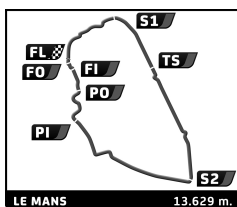
1. Harry TINCKNELL
2. Michael KRUMM

3. Alex BUNCOMBE

Nissan GT-R LM Nismo

LMP1

1	2	4:54.138 B	1:01.556	1:36.360	2:16.222			25.579		222.1	09:04	4:54.138
2	2	11:18.426	7:57.620	1:29.177	1:51.629	3.835		21.890	8.436	297.2	09:16	16:12.564
3	2	3:53.821	38.345	1:26.579	1:48.897	3.780	3.880	21.017	8.291	297.2	09:20	20:06.385
4	2	3:51.581	38.023	1:25.294	1:48.264	3.751	3.860	20.508	8.168	310.0	09:23	23:57.966
5	2	3:55.827	37.960	1:29.046	1:48.821	3.805	3.864	21.123	8.362	306.5	09:27	27:53.793
6	2	4:12.383 B	40.871	1:29.093	2:02.419			20.368		278.1	09:32	32:06.176
7	2	40:43.352 B	...	4:35.645	2:14.244			24.527		128.2	10:12	1:12:49.528
8	2	19:51.273	...	1:28.931	1:45.458	3.803		20.010	7.760	257.0	10:32	1:32:40.801
9	2	3:48.835	37.871	1:26.584	1:44.380	3.834	3.874	19.639	8.186	271.8	10:36	1:36:29.636
10	2	3:49.912	37.391	1:24.134	1:48.387	3.854	3.870	21.847	8.510	333.9	10:40	1:40:19.548



FIA WEC Official Test 24 Hours of Le Mans Test Practice 1

Sector Analysis



Personal Best Session Best B Crossing the finish line in pit lane

Lap	D	Time	Sector 1	Sector 2	Sector 3	T6	T7	Porsche	Ford	T. Spd	Hour	Elapsed
11	2	3:53.030	38.052	1:24.544	1:50.434	3.817	3.870	23.755	8.179	328.8	10:44	1:44:12.578
12	2	4:13.933B	37.794	1:31.262	2:04.877		3.863	22.922		204.5	10:48	1:48:26.511
13	2	24:18.244	...	1:36.048	1:58.249	4.567		24.817	8.609	191.8	11:12	2:12:44.755
14	2	4:29.314B	41.041	1:36.387	2:11.886		4.219	23.939		221.7	11:17	2:17:14.069
15	1	17:34.939	...	1:51.593	2:01.291	4.732		26.965	9.048	245.3	11:34	2:34:49.008
16	1	4:17.855	45.028	1:33.246	1:59.581	4.779	4.314	25.899	8.749	297.2	11:39	2:39:06.863
17	1	4:32.002B	45.219	1:34.934	2:11.849		4.258	26.799		236.2	11:43	2:43:38.865
18	1	1:16:45.158	...	1:36.355	1:59.369			25.623	8.850	240.9	13:00	4:00:24.023

23	Nissan Motorsports									Nissan GT-R LM Nismo		
	1. Olivier PLA		3. Max CHILTON							LMP1		
	2. Jann MARDENBOROUGH											

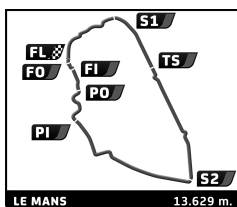
1	1	4:56.143B	1:05.141	1:35.138	2:15.864			25.911		206.5	09:04	4:56.143
2	1	20:40.965	...	1:29.022	1:49.585	3.940		21.356	8.335	218.5	09:25	25:37.108
3	1	3:56.570	37.763	1:28.640	1:50.167	3.942	3.896	20.949	8.574	260.7	09:29	29:33.678
4	1	3:56.288	39.532	1:27.144	1:49.612	3.805	3.892	21.374	8.476	258.8	09:33	33:29.966
5	1	3:49.733	36.890	1:24.600	1:48.243	3.829	3.869	21.133	8.464	306.5	09:37	37:19.699
6	1	3:57.659B	36.019	1:25.602	1:56.038		3.874	21.248		266.5	09:41	41:17.358
7	1	21:26.994	...	1:25.333	1:48.682	3.779		20.148	8.843	283.9	10:02	1:02:44.352
8	1	4:12.408B	35.718	1:24.141	2:12.549		3.855	22.671		314.5	10:06	1:06:56.760
9	1	22:01.541	...	1:25.726	1:47.551	3.819		20.331	8.012	272.5	10:28	1:28:58.301
10	1	3:44.570	35.609	1:24.923	1:44.038	3.744	3.864	19.479	8.061	314.5	10:32	1:32:42.871
11	1	3:43.383	36.281	1:23.713	1:43.389	3.857	3.844	19.161	7.992	319.1	10:36	1:36:26.254
12	1	4:00.022B	35.636	1:24.223	2:00.163		3.857	22.263		336.0	10:40	1:40:26.276
13	1	21:55.661B	...	1:45.157	2:22.078			28.040		195.6	11:02	2:02:21.937
14	2	17:48.538	...	1:34.392	1:55.584	4.377		22.646	8.941	219.4	11:20	2:20:10.475
15	2	4:04.862	41.747	1:29.357	1:53.758	4.363	4.051	22.666	9.299	257.6	11:24	2:24:15.337

26	G-Drive Racing									Ligier JS P2 - Nissan		
	1. Roman RUSINOV		3. Sam BIRD							LMP2		
	2. Julien CANAL											

1	2	14:55.273B	...	1:37.272	2:05.925			22.111		249.8	09:14	14:55.273
2	2	1:03:44.893	...	1:32.201	1:47.204	3.997		19.111	7.145	283.9	10:18	1:18:40.166
3	2	3:51.338	35.889	1:29.133	1:46.316	3.898	4.256	20.405	6.795	295.6	10:22	1:22:31.504
4	2	3:48.007	35.338	1:28.360	1:44.309	3.766	4.191	18.686	6.871	297.2	10:26	1:26:19.511
5	2	3:45.701	35.184	1:27.397	1:43.120	3.945	4.162	17.865	6.987	295.6	10:30	1:30:05.212
6	2	4:02.510B	35.079	1:29.724	1:57.707		4.193	18.498		296.4	10:34	1:34:07.722
7	1	10:50.314B	7:14.180	1:34.016	2:02.118			24.441		241.5	10:44	1:44:58.036

27	SMP Racing									BR01 - Nissan		
	1. Maurizio MEDIANI		3. Nicolas MINASSIAN							LMP2		
	2. David MARKOZOV											

1	3	8:45.020B	4:55.343	1:43.203	2:06.474			24.687		228.2	09:08	8:45.020
2	3	8:08.984B	4:32.092	1:36.029	2:00.863			21.803		261.9	09:16	16:54.004
3	3	13:11.817B	9:35.557	1:34.052	2:02.208			22.831		260.7	09:30	30:05.821
4	3	32:46.172	...	1:30.695	1:45.788	3.762		19.126	7.383	286.9	10:02	1:02:51.993
5	3	4:08.180B	35.483	1:29.225	2:03.472		4.118	21.899		293.2	10:07	1:07:00.173
6	3	28:57.466	...	1:30.129	1:46.619	3.753		19.198	7.525	291.6	10:35	1:35:57.639
7	3	3:48.960	35.547	1:28.676	1:44.737	3.760	4.130	19.306	7.071	296.4	10:39	1:39:46.599
8	3	3:52.140	36.747	1:27.664	1:47.729	3.807	4.109	20.412	7.563	294.8	10:43	1:43:38.739
9	3	4:14.088B	37.551	1:30.202	2:06.335		4.123	24.305		287.7	10:47	1:47:52.827
10	2	10:02.355	6:26.283	1:38.279	1:57.793	4.486		24.429	8.233	232.1	10:57	1:57:55.182
11	2	5:06.686B	48.345	1:48.440	2:29.901		4.534	29.071		204.1	11:03	2:03:01.868
12	2	25:48.453	...	1:43.052	2:03.975	4.735		25.573	8.952	240.9	11:28	2:28:50.321
13	2	4:57.368	1:01.739	1:55.080	2:00.549	4.652	4.481	23.213	9.096	255.1	11:33	2:33:47.689
14	2	4:16.602	41.858	1:36.881	1:57.863	4.537	4.417	22.376	8.846	271.1	11:38	2:38:04.291
15	2	4:21.091	44.169	1:36.466	2:00.456	4.587	4.369	23.270	9.040	281.0	11:42	2:42:25.382
16	2	4:13.486	41.141	1:35.215	1:57.130	4.575	4.389	22.295	9.045	287.7	11:46	2:46:38.868
17	2	7:45.823B	41.802	2:54.315	4:09.706		4.380	45.531		164.2	11:54	2:54:24.691



FIA WEC Official Test 24 Hours of Le Mans Test Practice 1

Sector Analysis



■ Personal Best ■ Session Best B Crossing the finish line in pit lane

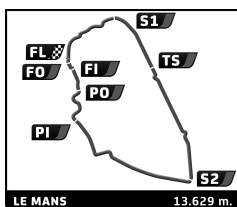
Lap	D	Time	Sector 1	Sector 2	Sector 3	T6	T7	Porsche	Ford	T. Spd	Hour	Elapsed
18	2	12:47.962	9:05.620	1:40.482	2:01.860	4.602		24.904	9.230	216.8	12:07	3:07:12.653
19	2	4:18.342	42.543	1:37.964	1:57.835	4.510	4.382	22.909	9.132	235.2	12:11	3:11:30.995
20	2	4:25.440B	40.655	1:34.844	2:09.941		4.374	23.832		289.3	12:15	3:15:56.435
21	2	6:39.593	3:06.486	1:35.985	1:57.122	4.559		22.007	8.788	247.0	12:22	3:22:36.028
22	2	4:27.167	52.695	1:35.165	1:59.307	4.569	4.360	22.302	8.737	290.8	12:27	3:27:03.195
23	2	4:23.289B	39.875	1:33.806	2:09.608		4.352	23.747		286.9	12:31	3:31:26.484
24	1	8:30.937	4:42.207	1:41.923	2:06.807	4.779		25.194	8.972	207.2	12:39	3:39:57.421
25	1	4:22.845	43.470	1:38.363	2:01.012	4.551	4.474	23.565	8.972	232.6	12:44	3:44:20.266
26	1	4:19.248	41.609	1:38.075	1:59.564	4.541	4.391	23.217	9.042	251.0	12:48	3:48:39.514
27	1	4:17.965	43.150	1:36.466	1:58.349	4.418	4.381	22.807	9.007	264.5	12:52	3:52:57.479
28	1	4:15.406	40.477	1:36.637	1:58.292	4.642	4.319	23.229	8.900	276.7	12:57	3:57:12.885
29	1	4:14.612	40.578	1:35.232	1:58.802		4.439	21.988	9.520	282.5	13:01	4:01:27.497

28	G-Drive Racing	Ligier JS P2 - Nissan LMP2									
	1. Gustavo YACAMAN	3. Ricardo GONZALEZ									
	2. Luis Felipe DERANI										

1	2	5:57.663B	2:01.583	1:45.118	2:10.962			26.228		205.7	09:05	5:57.663
2	2	11:05.258	7:40.456	1:31.997	1:52.805	3.877		22.781	7.497	290.8	09:17	17:02.921
3	2	3:52.044	36.255	1:29.110	1:46.679	3.815	4.175	20.084	7.041	294.0	09:20	20:54.965
4	2	3:50.092	35.041	1:27.763	1:47.288	3.805	4.150	20.250	7.106	295.6	09:24	24:45.057
5	2	3:49.305	34.922	1:27.344	1:47.039	3.928	4.142	19.585	7.138	291.6	09:28	28:34.362
6	2	4:00.496B	35.577	1:30.297	1:54.622		4.159	19.395		290.0	09:32	32:34.858
7	2	16:27.241	...	1:28.822	1:45.114	3.748		18.856	7.400	291.6	09:49	49:02.099
8	2	3:47.975	34.982	1:27.972	1:45.021	3.769	4.118	19.585	6.991	292.4	09:52	52:50.074
9	2	3:53.428B	34.531	1:26.920	1:51.977		4.109	19.437		295.6	09:56	56:43.502
10	2	6:30.336	3:17.058	1:28.651	1:44.627	3.763		18.454	6.988	288.5	10:03	1:03:13.838
11	2	5:02.614B	35.996	1:32.322	2:54.296		4.133	30.910		293.2	10:08	1:08:16.452
12	1	10:38.496	7:14.308	1:33.599	1:50.589	3.979		20.111	8.082	290.8	10:18	1:18:54.948
13	1	3:59.333	39.084	1:31.323	1:48.926	3.881	4.200	20.691	8.037	294.0	10:22	1:22:54.281
14	1	3:53.182	37.701	1:30.907	1:44.574	3.910	4.164	18.455	7.263	294.8	10:26	1:26:47.463
15	1	3:50.888	36.017	1:29.067	1:45.804	3.854	4.162	18.540	7.226	295.6	10:30	1:30:38.351
16	1	3:58.408B	36.129	1:29.562	1:52.717		4.155	18.295		294.8	10:34	1:34:36.759
17	1	9:04.343B	5:28.185	1:31.529	2:04.629			22.962		283.2	10:43	1:43:41.102
18	1	7:15.990	3:54.018	1:33.899	1:48.073	3.990		19.634	8.193	260.7	10:50	1:50:57.092
19	1	3:58.680	39.977	1:30.508	1:48.195	4.024	4.198	19.693	8.201	291.6	10:54	1:54:55.772
20	1	4:05.008	38.479	1:30.565	1:55.964	5.565	4.195	22.338	9.022	290.8	10:59	1:59:00.780
21	1	4:44.518	1:04.846	1:38.808	2:00.864	4.499	7.119	22.853	9.742	234.2	11:03	2:03:45.298
22	1	4:47.819B	1:04.689	1:37.247	2:05.883		4.682	23.984		236.7	11:08	2:08:33.117
23	3	8:16.636	4:34.934	1:40.009	2:01.693	5.317		24.087	8.668	264.5	11:16	2:16:49.753
24	3	4:22.394	43.099	1:38.140	2:01.155	4.857	4.596	24.291	8.948	244.8	11:21	2:21:12.147
25	3	4:25.950	43.602	1:40.159	2:02.189	4.788	4.511	23.918	8.991	221.2	11:25	2:25:38.097
26	3	4:19.931	42.817	1:38.037	1:59.077	4.969	4.484	23.026	9.187	242.0	11:29	2:29:58.028
27	3	4:59.509	1:01.576	1:59.338	1:58.595	4.925	4.544	22.372	9.129	269.8	11:34	2:34:57.537
28	3	4:24.827B	42.402	1:39.057	2:03.368		4.560	22.341		220.8	11:39	2:39:22.364

29	Pegasus Racing	Morgan - Nissan LMP2									
	1. Léo ROUSSEL	3. Ho-Pin TUNG									
	2. David CHENG										

1	2	39:51.011	...	1:39.294	2:02.306	4.813		22.671	14.520	284.7	09:39	39:51.011
2	2	4:09.971	41.857	1:35.230	1:52.884	3.960	4.476	22.454	7.853	260.7	09:44	44:00.982
3	2	4:04.645	39.251	1:32.459	1:52.935	3.976	4.181	22.723	8.092	287.7	09:48	48:05.627
4	2	4:10.060B	38.835	1:31.786	1:59.439		4.166	22.597		297.2	09:52	52:15.687
5	3	9:00.444	5:34.778	1:32.286	1:53.380	3.971		21.970	7.550	298.8	10:01	1:01:16.131
6	3	4:06.621B	37.090	1:29.425	2:00.106		4.165	21.651		300.5	10:05	1:05:22.752
7	3	18:08.166	...	1:32.013	1:48.955	3.865		20.671	7.329	290.0	10:23	1:23:30.918
8	3	3:49.461	35.897	1:28.604	1:44.960	3.800	4.157	18.929	7.004	294.8	10:27	1:27:20.379
9	3	3:59.059B	35.606	1:28.230	1:55.223		4.114	19.470		294.0	10:31	1:31:19.438
10	1	16:10.215	...	1:32.959	1:53.146	3.786		21.744	7.949	251.0	10:47	1:47:29.653
11	1	4:14.100B	37.758	1:33.356	2:02.986		4.168	19.809		253.3	10:51	1:51:43.753



FIA WEC Official Test 24 Hours of Le Mans Test Practice 1

Sector Analysis



■ Personal Best ■ Session Best B Crossing the finish line in pit lane

Lap	D	Time	Sector 1	Sector 2	Sector 3	T6	T7	Porsche	Ford	T. Spd	Hour	Elapsed
12	1	35:00.396	...	1:36.000	1:56.778	4.643		21.582	8.352	283.2	11:26	2:26:44.149
13	1	4:27.452 B	41.030	1:35.434	2:10.988		4.413	21.784		279.5	11:31	2:31:11.601
14	1	12:24.963 B	8:42.899	1:35.569	2:06.495			23.360		286.2	11:43	2:43:36.564
15	3	11:13.903 B	4:42.860	3:19.956	3:11.087			34.346		94.2	11:54	2:54:50.467
16	3	10:03.909	5:59.337	1:39.296	2:25.276	18.698		23.249	19.847	224.9	12:04	3:04:54.376
17	3	4:27.456	44.331	1:38.575	2:04.550	4.591	5.543	24.044	9.583	247.6	12:09	3:09:21.832
18	3	4:18.379	41.965	1:36.758	1:59.656	4.809	4.455	23.919	8.895	265.1	12:13	3:13:40.211
19	3	4:29.106 B	42.638	1:37.741	2:08.727		4.490	24.894		261.3	12:18	3:18:09.317
20	2	11:20.632	7:30.190	1:43.478	2:06.964	4.736		25.678	9.386	232.6	12:29	3:29:29.949
21	2	4:25.523	44.077	1:38.002	2:03.444	4.568	4.458	25.035	9.446	266.5	12:33	3:33:55.472
22	2	4:24.718	42.613	1:37.605	2:04.500	4.678	4.382	25.070	9.265	286.2	12:38	3:38:20.190
23	2	4:22.602	43.720	1:36.832	2:02.050	4.518	4.410	24.201	9.228	287.7	12:42	3:42:42.792
24	2	4:19.409	41.904	1:36.368	2:01.137	4.506	4.384	24.672	9.171	287.7	12:47	3:47:02.201
25	2	4:18.976	42.014	1:35.802	2:01.160	4.519	4.371	24.546	9.305	288.5	12:51	3:51:21.177
26	2	4:16.827	42.428	1:34.981	1:59.418	4.534	4.379	23.651	8.930	289.3	12:55	3:55:38.004
27	2	4:34.989 B	46.097	1:36.390	2:12.502		4.377	25.976		289.3	13:00	4:00:12.993

30

Extreme Speed Motorsports

1.Scott SHARP
2.Ryan DALZIEL

3.David HEINEMEIER HANSSON

Ligier JS P2 - HPD
LMP2

1	1	6:17.127 B	2:20.081	1:41.463	2:15.583			25.578		192.1	09:06	6:17.127
2	1	8:02.727	4:40.042	1:32.030	1:50.655	4.048		20.969	7.778	288.5	09:14	14:19.854
3	1	4:02.787 B	36.600	1:29.403	1:56.784		4.180	19.746		290.8	09:18	18:22.641
4	1	5:21.424	2:03.182	1:30.049	1:48.193	4.097		19.667	7.567	291.6	09:23	23:44.065
5	1	3:52.221	36.037	1:29.755	1:46.429	4.058	4.214	19.136	7.432	293.2	09:27	27:36.286
6	1	3:53.594	36.425	1:31.039	1:46.130	3.914	4.203	18.779	7.507	283.9	09:31	31:29.880
7	1	3:56.455 B	35.492	1:28.417	1:52.546		4.166	18.819		291.6	09:35	35:26.335
8	1	15:11.400	...	1:29.597	1:49.786	4.059		21.501	7.381	288.5	09:50	50:37.735
9	1	3:50.366	35.260	1:30.012	1:45.094	3.977	4.211	18.705	7.447	293.2	09:54	54:28.101
10	1	3:49.096	35.155	1:28.196	1:45.745	3.963	4.178	19.781	7.235	288.5	09:58	58:17.197
11	1	3:48.711	34.967	1:28.127	1:45.617	3.813	4.181	18.859	7.258	289.3	10:02	1:02:05.908
12	1	4:25.474 B	35.008	1:28.303	2:22.163		4.132	28.169		290.8	10:06	1:06:31.382
13	1	12:24.648	9:07.304	1:30.249	1:47.095	4.001		18.870	7.542	286.9	10:18	1:18:56.030
14	1	3:52.330	36.246	1:28.483	1:47.601	3.808	4.191	19.148	7.448	290.0	10:22	1:22:48.360
15	1	3:49.955	35.665	1:27.899	1:46.391	3.776	4.133	18.337	7.253	292.4	10:26	1:26:38.315
16	1	3:49.126	35.176	1:28.787	1:45.163	3.732	4.119	18.997	7.063	290.0	10:30	1:30:27.441
17	1	3:47.981	35.839	1:27.553	1:44.589	3.768	4.126	19.160	7.050	291.6	10:34	1:34:15.422
18	1	3:57.867 B	37.893	1:28.139	1:51.835		4.099	18.577		292.4	10:38	1:38:13.289
19	2	16:55.932	...	1:34.770	1:56.416	4.088		23.456	8.181	262.6	10:55	1:55:09.221
20	2	4:22.006	39.877	1:31.997	2:10.132	5.432	4.229	27.916	8.943	286.9	10:59	1:59:31.227
21	2	5:14.839 B	1:09.220	1:48.709	2:16.910		5.743	27.076		202.2	11:04	2:04:46.066

31

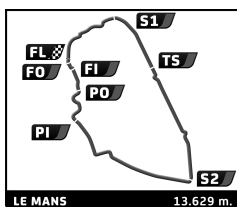
Extreme Speed Motorsports

1.Ed BROWN
2.Johannes VAN OVERBEEK

3.Jonathon FOGARTY

Ligier JS P2 - HPD
LMP2

1	3	13:42.378 B	9:53.237	1:39.275	2:09.866			23.561		243.1	09:13	13:42.378
2	3	11:40.666	8:12.488	1:35.131	1:53.047	3.886		21.512	8.241	247.6	09:25	25:23.044
3	3	3:58.246	38.372	1:29.980	1:49.894	3.848	4.140	20.776	7.640	287.7	09:29	29:21.290
4	3	3:57.354	36.407	1:31.070	1:49.877	3.819	4.126	22.618	7.662	257.0	09:33	33:18.644
5	3	3:52.498	36.066	1:29.181	1:47.251	3.777	4.116	19.697	8.035	296.4	09:37	37:11.142
6	3	3:59.164 B	36.074	1:28.614	1:54.476		4.100	19.456		294.8	09:41	41:10.306
7	3	7:08.856	3:53.448	1:29.390	1:46.018	3.761		19.111	7.734	290.8	09:48	48:19.162
8	3	3:51.342	35.476	1:28.598	1:47.268	3.694	4.110	20.331	7.950	291.6	09:52	52:10.504
9	3	3:49.697	35.437	1:28.184	1:46.076	3.694	4.093	19.591	7.626	291.6	09:56	56:00.201
10	3	3:49.737	35.202	1:27.610	1:46.925	3.821	4.084	20.360	7.763	293.2	09:59	59:49.938
11	3	3:56.542 B	35.430	1:27.586	1:53.526		4.105	18.862		293.2	10:03	1:03:46.480
12	1	21:17.927	...	1:40.400	1:58.837	3.998		23.265	8.592	253.3	10:25	1:25:04.407
13	1	4:09.605	40.071	1:34.166	1:55.368	3.874	4.202	21.884	8.357	287.7	10:29	1:29:14.012
14	1	4:05.960	38.660	1:33.476	1:53.824	3.937	4.169	22.199	8.064	287.7	10:33	1:33:19.972



FIA WEC Official Test 24 Hours of Le Mans Test Practice 1

Sector Analysis



■ Personal Best ■ Session Best B Crossing the finish line in pit lane

Lap	D	Time	Sector 1	Sector 2	Sector 3	T6	T7	Porsche	Ford	T. Spd	Hour	Elapsed
15	1	4:06.087	38.380	1:33.039	1:54.668	3.962	4.192	21.601	8.072	290.0	10:37	1:37:26.059
16	1	4:27.578	38.762	1:39.438	2:09.378	4.698	4.179	27.889	9.960	272.5	10:41	1:41:53.637
17	1	5:07.322 B	49.635	1:49.282	2:28.405		4.764	27.657		221.2	10:47	1:47:00.959
18	1	10:49.232	7:04.488	1:40.379	2:04.365	4.641		25.809	9.715	246.4	10:57	1:57:50.191
19	1	5:01.109 B	45.665	1:48.307	2:27.137		4.343	27.725		158.4	11:02	2:02:51.300
20	1	8:14.987	4:08.581	1:49.382	2:17.024	5.356		26.298	10.666	219.4	11:11	2:11:06.287
21	1	4:56.253	48.228	1:47.502	2:20.523	5.257	4.776	27.358	10.757	225.4	11:16	2:16:02.540
22	1	4:56.831 B	48.393	1:46.321	2:22.117		5.031	26.895		222.6	11:20	2:20:59.371
23	2	55:03.328	...	1:47.650	2:13.073	4.898		28.993	9.873	194.2	12:16	3:16:02.699
24	2	4:38.128	46.183	1:43.160	2:08.785	4.880	4.471	26.614	9.774	244.8	12:20	3:20:40.827
25	2	4:44.379	55.095	1:41.111	2:08.173	4.876	4.487	27.074	9.910	248.1	12:25	3:25:25.206
26	2	4:33.440	45.042	1:40.298	2:08.100	5.375	4.457	26.343	9.687	263.9	12:29	3:29:58.646
27	2	4:36.959	47.210	1:40.680	2:09.069	4.908	4.781	26.436	9.756	265.1	12:34	3:34:35.605
28	2	4:29.393	45.943	1:39.233	2:04.217	5.016	4.466	25.107	9.613	285.4	12:39	3:39:04.998
29	2	4:44.267 B	46.116	1:42.598	2:15.553		4.829	26.769		285.4	12:43	3:43:49.265
30	2	5:48.901	2:03.289	1:39.144	2:06.468	4.774		26.236	9.963	286.2	12:49	3:49:38.166
31	2	4:30.683	44.973	1:39.640	2:06.070	4.707	4.422	25.858	10.226	286.9	12:54	3:54:08.849
32	2	4:39.035 B	45.125	1:38.815	2:15.095		4.400	26.000		281.7	12:58	3:58:47.884

34

Oak Racing
1.Christopher CUMMING
2.Laurens VANTHOOR

Ligier JS P2 - HPD
LMP2

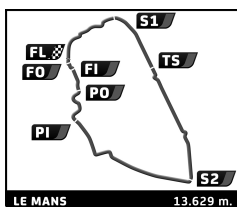
1	2	11:24.943 B	1:50.847	4:48.822	4:45.274			51.691		221.2	09:11	11:24.943
2	2	14:44.512	...	1:35.063	1:52.221	3.738		21.723	7.594	251.0	09:26	26:09.455
3	2	3:54.085	36.822	1:28.875	1:48.388	3.926	4.133	20.173	7.713	292.4	09:30	30:03.540
4	2	3:50.552	35.647	1:28.571	1:46.334	3.746	4.172	19.107	7.150	294.0	09:33	33:54.092
5	2	3:46.253	34.868	1:27.282	1:44.103	3.782	4.125	18.510	6.795	292.4	09:37	37:40.345
6	2	3:45.354	34.868	1:26.713	1:43.773	3.726	4.132	18.944	6.843	295.6	09:41	41:25.699
7	2	3:44.430	34.958	1:26.602	1:42.870	3.703	4.119	18.313	6.727	291.6	09:45	45:10.129
8	2	3:43.770	34.427	1:27.379	1:41.964	3.681	4.108	17.558	6.776	293.2	09:48	48:53.899
9	2	3:46.373	34.505	1:28.517	1:43.351	3.724	4.085	17.923	7.253	297.2	09:52	52:40.272
10	2	3:41.919	34.410	1:26.602	1:40.907	3.703	4.099	17.421	6.530	292.4	09:56	56:22.191
11	2	3:54.279 B	34.488	1:27.292	1:52.499		4.084	18.721		296.4	10:00	1:00:16.470
12	1	18:12.919	...	1:32.133	1:53.224	4.166		21.006	9.684	283.9	10:18	1:18:29.389
13	1	3:58.993	37.395	1:31.698	1:49.900	4.086	4.267	20.379	7.534	289.3	10:22	1:22:28.382
14	1	3:54.972	36.663	1:29.759	1:48.550	3.964	4.229	19.828	7.591	293.2	10:26	1:26:23.354
15	1	3:58.559	36.847	1:29.269	1:52.443	4.156	4.190	22.378	7.838	290.8	10:30	1:30:21.913
16	1	3:52.847	36.342	1:28.776	1:47.729	4.095	4.239	20.492	7.397	290.0	10:34	1:34:14.760
17	1	3:53.841	36.772	1:29.428	1:47.641	3.927	4.188	19.587	7.389	291.6	10:38	1:38:08.601
18	1	3:59.193	36.197	1:32.103	1:50.893	4.936	4.167	20.341	8.620	292.4	10:42	1:42:07.794
19	1	4:27.035 B	39.971	1:36.276	2:10.788		4.358	26.422		227.7	10:46	1:46:34.829
20	2	9:38.946	6:17.378	1:32.367	1:49.201	3.911		21.551	7.432	260.7	10:56	1:56:13.775
21	2	4:11.502	40.988	1:29.986	2:00.528	5.109	4.198	24.489	8.572	290.0	11:00	2:00:25.277
22	2	4:38.495	1:02.516	1:35.473	2:00.506	4.570	5.964	24.552	8.785	261.9	11:05	2:05:03.772
23	2	4:32.639	1:01.190	1:34.661	1:56.788	4.461	4.420	23.004	8.777	276.7	11:09	2:09:36.411
24	2	4:11.213	41.444	1:33.516	1:56.253	4.706	4.351	22.624	8.543	288.5	11:13	2:13:47.624
25	2	4:12.987	42.643	1:33.384	1:56.960	4.681	4.407	22.505	8.507	287.7	11:18	2:18:00.611
26	2	4:10.207	41.515	1:32.864	1:55.828	4.726	4.408	22.135	8.632	286.9	11:22	2:22:10.818
27	2	4:10.876	41.046	1:32.376	1:57.454	4.810	4.391	22.067	9.603	288.5	11:26	2:26:21.694
28	2	4:15.738	43.061	1:32.741	1:59.936	4.825	4.435	24.979	9.095	287.7	11:30	2:30:37.432
29	2	4:38.206	56.654	1:45.281	1:56.271	4.981	4.463	21.711	8.600	283.9	11:35	2:35:15.638
30	2	4:16.754 B	41.105	1:33.635	2:02.014		4.466	22.459		290.0	11:39	2:39:32.392
31	2	10:25.669 B	6:16.966	1:35.727	2:32.976			29.839		268.4	11:49	2:49:58.061
32	2	13:18.763	9:43.737	1:35.958	1:59.068	4.858		22.744	8.904	251.6	12:03	3:03:16.824
33	2	5:52.148 B	41.910	2:02.521	3:07.717		4.455	33.343		257.6	12:09	3:09:08.972

35

Oak Racing
1.Jacques NICOLET
2.Jean-Marc MERLIN

3.Erik MARIS

Ligier JS P2 - Nissan
LMP2



FIA WEC Official Test 24 Hours of Le Mans Test Practice 1

Sector Analysis



■ Personal Best ■ Session Best ■ Crossing the finish line in pit lane

Lap	D	Time	Sector 1	Sector 2	Sector 3	T6	T7	Porsche	Ford	T. Spd	Hour	Elapsed
1	1	6:16.113B	2:00.491	1:52.401	2:23.221			25.868		164.9	09:06	6:16.113
2	1	8:25.159	4:52.372	1:36.701	1:56.086	3.990		22.531	8.027	232.1	09:14	14:41.272
3	1	4:06.726	38.493	1:34.540	1:53.693	4.012	4.224	22.135	8.250	247.6	09:18	18:47.998
4	1	4:01.533	37.720	1:31.932	1:51.881	3.879	4.216	21.598	8.073	293.2	09:22	22:49.531
5	1	4:11.341B	37.624	1:31.890	2:01.827		4.187	23.326		258.8	09:27	27:00.872
6	1	15:09.588	...	1:33.782	1:50.438	3.894		20.533	7.740	286.2	09:42	42:10.460
7	1	3:59.508	36.924	1:31.699	1:50.885	3.830	4.195	20.688	8.562	292.4	09:46	46:09.968
8	1	3:56.341	36.828	1:30.052	1:49.461	3.821	4.163	20.588	7.621	291.6	09:50	50:06.309
9	1	3:52.442	35.986	1:28.911	1:47.545	3.926	4.146	20.030	7.615	295.6	09:53	53:58.751
10	1	3:51.233	36.102	1:28.783	1:46.348	3.830	4.167	19.410	7.541	296.4	09:57	57:49.984
11	1	4:02.106B	35.979	1:28.800	1:57.327		4.148	20.204		296.4	10:01	1:01:52.090
12	1	17:47.762	...	1:33.694	1:52.542	3.922		23.317	8.034	275.3	10:19	1:19:39.852
13	1	3:55.503	38.146	1:29.998	1:47.359	3.938	4.185	19.528	7.778	293.2	10:23	1:23:35.355
14	1	3:57.280	36.865	1:29.575	1:50.840	3.848	4.184	22.470	7.689	296.4	10:27	1:27:32.635
15	1	3:56.256	37.497	1:30.353	1:48.406	3.859	4.158	20.348	7.719	300.5	10:31	1:31:28.891
16	1	4:06.670B	36.368	1:28.985	2:01.317		4.159	21.440		298.8	10:35	1:35:35.561
17	2	7:19.025	3:34.642	1:38.227	2:06.156	4.427		25.337	9.046	237.8	10:42	1:42:54.586
18	2	4:53.546B	42.842	1:44.530	2:26.174		4.338	31.918		177.1	10:47	1:47:48.132
19	2	15:00.044	...	1:53.205	2:21.074	4.869		30.303	10.418	162.4	11:02	2:02:48.176
20	2	4:54.924	1:05.103	1:41.379	2:08.442	4.662	6.063	26.510	9.730	203.3	11:07	2:07:43.100
21	2	4:52.380B	44.980	1:43.987	2:23.413		4.459	28.233		192.5	11:12	2:12:35.480
22	2	37:41.481B	...	1:46.765	2:35.937			28.491		195.3	11:50	2:50:16.961
23	2	13:01.964	8:55.555	1:48.756	2:17.653	5.031		27.596	9.859	190.5	12:03	3:03:18.925
24	2	4:48.268	48.885	1:45.914	2:13.469	4.967	5.190	27.040	10.008	213.4	12:08	3:08:07.193
25	2	5:02.486B	50.107	1:48.549	2:23.830		5.647	27.689		210.9	12:13	3:13:09.679
26	3	13:32.259	9:22.940	1:54.034	2:15.285	4.814		26.979	10.100	175.3	12:26	3:26:41.938
27	3	4:45.351	45.915	1:46.944	2:12.492	5.115	4.555	25.941	10.083	205.3	12:31	3:31:27.289
28	3	4:52.286B	47.652	1:46.032	2:18.602		4.693	26.312		198.1	12:36	3:36:19.575
29	3	14:59.584	...	1:53.449	2:55.684	43.600		26.981	10.342	206.8	12:51	3:51:19.159
30	3	4:53.770B	49.152	1:45.727	2:18.891		6.312	27.058		229.7	12:56	3:56:12.929

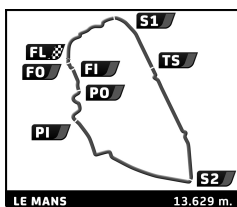
36

Signatech Alpine
1. Nelson PANCIATICI
2. Paul Loup CHATIN

3. Vincent CAPILLAIRE

Alpine A450b - Nissan
LMP2

1	2	5:26.112B	1:44.655	1:37.093	2:04.364			22.371		234.7	09:05	5:26.112
2	2	9:57.553	6:37.234	1:33.162	1:47.157	3.750		19.440	7.354	226.8	09:15	15:23.665
3	2	3:51.954	35.433	1:30.210	1:46.311	3.683	4.105	20.567	7.110	295.6	09:19	19:15.619
4	2	3:46.654	34.726	1:27.167	1:44.761	3.779	4.085	19.632	7.138	297.2	09:23	23:02.273
5	2	3:46.664	34.683	1:26.482	1:45.499	3.748	4.115	20.625	6.950	298.0	09:26	26:48.937
6	2	3:44.130	34.749	1:26.931	1:42.450	3.699	4.108	18.016	6.805	299.7	09:30	30:33.067
7	2	3:45.740	34.520	1:26.445	1:44.775	3.787	4.091	19.272	6.990	299.7	09:34	34:18.807
8	2	3:53.091B	35.275	1:27.559	1:50.257		4.104	18.346		298.8	09:38	38:11.898
9	2	5:35.429	2:22.410	1:29.437	1:43.582	3.659		18.222	7.017	281.7	09:43	43:47.327
10	2	3:46.639	34.651	1:26.865	1:45.123	3.644	4.089	19.252	7.371	298.0	09:47	47:33.966
11	2	3:42.273	34.392	1:26.014	1:41.867	3.838	4.085	17.652	6.801	297.2	09:51	51:16.239
12	2	3:46.513	35.543	1:26.485	1:44.485	3.675	4.121	19.335	7.071	297.2	09:55	55:02.752
13	2	3:53.562	35.460	1:26.193	1:51.909	3.708	4.078	22.263	7.597	296.4	09:58	58:56.314
14	2	3:44.247	34.601	1:26.616	1:43.030	3.841	4.089	18.605	6.912	298.0	10:02	1:02:40.561
15	2	4:14.294B	34.444	1:26.039	2:13.811		4.116	23.680		296.4	10:06	1:06:54.855
16	3	13:17.466	9:58.149	1:31.497	1:47.820	3.815		20.026	7.480	293.2	10:20	1:20:12.321
17	3	3:53.863	35.487	1:27.224	1:51.152	3.749	4.125	22.307	7.729	298.0	10:24	1:24:06.184
18	3	3:46.636	35.458	1:27.283	1:43.895	3.774	4.102	18.261	7.115	299.7	10:27	1:27:52.820
19	3	3:45.462	34.863	1:27.192	1:43.407	3.723	4.101	18.292	7.002	297.2	10:31	1:31:38.282
20	3	3:45.757	35.062	1:27.133	1:43.562	3.724	4.086	18.340	7.085	298.8	10:35	1:35:24.039
21	3	3:56.939B	35.253	1:27.769	1:53.917		4.079	21.009		295.6	10:39	1:39:20.978
22	3	9:43.881	6:18.593	1:34.393	1:50.895	3.922		20.745	8.172	238.3	10:49	1:49:04.859
23	3	3:55.248	38.550	1:31.546	1:45.152	3.773	4.154	18.877	7.148	251.6	10:53	1:53:00.107
24	3	3:58.245	39.209	1:28.833	1:50.203	4.102	4.111	21.886	7.942	294.8	10:56	1:56:58.352



FIA WEC Official Test 24 Hours of Le Mans Test Practice 1

Sector Analysis



■ Personal Best ■ Session Best B Crossing the finish line in pit lane

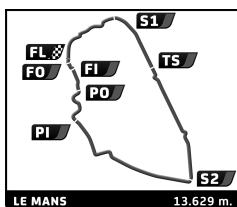
Lap	D	Time	Sector 1	Sector 2	Sector 3	T6	T7	Porsche	Ford	T. Spd	Hour	Elapsed
25	3	5:00.315B	49.161	1:37.158	2:33.996		4.177	32.026		266.5	11:01	2:01:58.667
26	1	37:37.432	...	1:41.808	2:02.836	4.817		24.249	8.980	196.7	11:39	2:39:36.099
27	1	4:18.977	41.882	1:36.755	2:00.340	4.886	4.496	23.444	8.741	279.5	11:43	2:43:55.076
28	1	5:14.580B	42.439	2:02.741	2:29.400		4.469	29.955		229.2	11:49	2:49:09.656
29	1	16:40.391	...	1:38.335	2:02.303	4.873		23.422	9.115	254.5	12:05	3:05:50.047
30	1	4:19.232	41.839	1:36.321	2:01.072	5.334	4.511	23.415	8.732	282.5	12:10	3:10:09.279
31	1	4:18.331	42.600	1:35.995	1:59.736	5.064	4.613	23.087	8.903	286.9	12:14	3:14:27.610
32	1	4:18.457	42.152	1:38.379	1:57.926	4.315	4.568	23.128	7.563	259.4	12:18	3:18:46.067
33	1	4:32.636	56.908	1:35.941	1:59.787	5.052	4.331	22.901	8.734	277.4	12:23	3:23:18.703
34	1	4:37.113	57.842	1:38.320	2:00.951	4.937	4.505	23.803	9.055	244.8	12:27	3:27:55.816
35	1	4:16.330	41.634	1:34.692	2:00.004	5.007	4.531	22.690	8.875	289.3	12:32	3:32:12.146
36	1	4:30.724B	42.903	1:36.203	2:11.618		4.493	24.692		274.6	12:36	3:36:42.870
37	1	6:24.941	2:49.987	1:37.492	1:57.462	4.932		22.663	8.550	230.2	12:43	3:43:07.811
38	1	4:13.082	41.813	1:34.516	1:56.753	4.992	4.487	22.040	8.686	290.8	12:47	3:47:20.893
39	1	4:10.908	41.904	1:33.121	1:55.883	5.019	4.503	21.706	9.195	291.6	12:51	3:51:31.801
40	1	4:15.664	42.559	1:34.117	1:58.988	4.883	4.524	23.674	8.988	290.0	12:55	3:55:47.465
41	1	4:32.812B	41.918	1:33.914	2:16.980		4.433	26.341		290.0	13:00	4:00:20.277

37 SMP Racing
 1. Mikhail ALESHIN
 2. Kirill LADYGIN
 3. Anton LADYGIN
 BR01 - Nissan LMP2

1	1	6:50.819B	2:36.894	1:58.330	2:15.595			25.137		180.6	09:06	6:50.819
2	1	6:21.632	2:47.970	1:35.954	1:57.708	3.940		23.194	8.459	245.3	09:13	13:12.451
3	1	4:05.608	39.488	1:32.664	1:53.456	3.934	4.180	21.942	7.892	285.4	09:17	17:18.059
4	1	4:01.459	38.127	1:31.148	1:52.184	3.858	4.170	21.597	7.770	293.2	09:21	21:19.518
5	1	3:59.947	37.293	1:31.929	1:50.725	3.828	4.145	21.246	7.440	266.5	09:25	25:19.465
6	1	3:58.448	38.503	1:29.930	1:50.015	3.800	4.137	21.663	7.236	295.6	09:29	29:17.913
7	1	3:55.352	36.539	1:30.972	1:47.841	3.743	4.128	20.303	7.241	271.8	09:33	33:13.265
8	1	3:52.849	36.289	1:29.949	1:46.611	3.725	4.116	19.969	7.060	295.6	09:37	37:06.114
9	1	3:53.279	38.060	1:28.357	1:46.862	3.702	4.086	20.619	6.867	294.8	09:40	40:59.393
10	1	3:52.613	35.361	1:27.816	1:49.436	3.686	4.089	23.574	6.784	294.0	09:44	44:52.006
11	1	4:01.831B	34.949	1:30.320	1:56.562		4.090	20.701		295.6	09:48	48:53.837
12	2	2:39:44.877B	...	2:11.046	2:43.154			29.778		208.0	12:28	3:28:38.714
13	2	8:44.406	5:03.789	1:38.136	2:02.481	4.787		25.228	9.097	235.7	12:37	3:37:23.120
14	2	4:15.293	41.079	1:35.670	1:58.544	4.451	4.485	23.044	9.264	281.7	12:41	3:41:38.413
15	2	4:13.941	41.025	1:35.389	1:57.527	4.716	4.323	22.749	8.676	286.9	12:45	3:45:52.354
16	2	4:18.330	43.989	1:35.072	1:59.269	4.703	4.426	22.809	9.694	263.9	12:50	3:50:10.684
17	2	4:17.636	42.983	1:35.314	1:59.339	4.571	4.395	23.187	9.200	289.3	12:54	3:54:28.320
18	2	4:15.829	41.604	1:35.214	1:59.011	4.714	4.359	23.190	8.871	290.8	12:58	3:58:44.149
19	2	4:18.607	42.465	1:36.552	1:59.590		4.407	24.023	9.165	231.6	13:03	4:03:02.756

38 JOTA Sport
 1. Simon DOLAN
 2. Mitch EVANS
 3. Oliver TURVEY
 Gibson 015S - Nissan LMP2

1	2	8:59.983B	5:05.064	1:40.417	2:14.502			25.460		263.9	09:08	8:59.983
2	2	6:54.578	3:30.686	1:32.513	1:51.379	3.786		21.016	7.663	284.7	09:15	15:54.561
3	2	3:53.887	36.071	1:29.897	1:47.919	3.736	4.150	19.744	7.330	294.0	09:19	19:48.448
4	2	3:51.126	35.505	1:29.406	1:46.215	3.694	4.131	19.050	7.365	292.4	09:23	23:39.574
5	2	3:48.001	35.334	1:27.959	1:44.708	3.712	4.117	18.747	7.035	291.6	09:27	27:27.575
6	2	3:48.252	35.537	1:28.929	1:43.786	3.699	4.125	18.440	6.950	292.4	09:31	31:15.827
7	2	3:47.793	34.869	1:27.384	1:45.540	3.754	4.117	19.612	7.323	292.4	09:35	35:03.620
8	2	3:44.367	34.847	1:26.608	1:42.912	3.639	4.135	18.640	6.912	293.2	09:38	38:47.987
9	2	3:44.934	34.782	1:26.910	1:43.242	3.678	4.093	18.061	6.910	293.2	09:42	42:32.921
10	2	3:45.211	34.432	1:26.083	1:44.696	3.647	4.103	19.293	6.749	294.8	09:46	46:18.132
11	2	3:42.547	34.460	1:25.967	1:42.120	3.720	4.091	17.910	6.822	294.8	09:50	50:00.679
12	2	3:52.653B	34.510	1:26.034	1:52.109		4.101	18.992		291.6	09:53	53:53.332
13	1	11:20.272B	7:51.351	1:30.225	1:58.696			19.800		289.3	10:05	1:05:13.604
14	1	14:50.922	...	1:30.611	1:46.329	3.801		19.675	7.172	288.5	10:20	1:20:04.526
15	1	3:53.381	35.303	1:29.405	1:48.673	3.795	4.153	20.863	7.355	294.0	10:23	1:23:57.907



FIA WEC Official Test 24 Hours of Le Mans Test Practice 1

Sector Analysis



■ Personal Best ■ Session Best B Crossing the finish line in pit lane

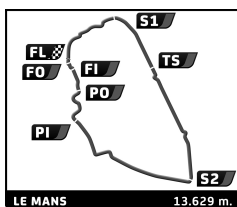
Lap	D	Time	Sector 1	Sector 2	Sector 3	T6	T7	Porsche	Ford	T. Spd	Hour	Elapsed
16	1	3:45.376	35.133	1:27.675	1:42.568	3.778	4.154	17.507	7.170	290.0	10:27	1:27:43.283
17	1	3:48.598	36.202	1:27.887	1:44.509	3.696	4.144	18.046	7.764	290.8	10:31	1:31:31.881
18	1	3:48.157	35.199	1:27.601	1:45.357	3.660	4.115	18.229	7.607	292.4	10:35	1:35:20.038
19	1	3:49.394	34.979	1:27.034	1:47.381	3.801	4.105	20.650	7.677	290.8	10:39	1:39:09.432
20	1	4:04.432B	36.311	1:29.894	1:58.227	4.137	4.137	19.838	9.250	294.0	10:43	1:43:13.864
21	3	39:39.082	...	1:45.933	2:06.281	4.545	...	25.259	9.474	211.3	11:22	2:22:52.946
22	3	4:28.402	43.017	1:41.121	2:04.264	4.763	4.392	24.980	9.250	203.0	11:27	2:27:21.348
23	3	4:29.503	44.521	1:40.585	2:04.397	4.831	4.435	24.382	9.443	214.2	11:31	2:31:50.851
24	3	4:58.065	59.784	1:56.025	2:02.256	4.755	4.497	24.238	9.143	187.5	11:36	2:36:48.916
25	3	4:24.265	42.507	1:37.610	2:04.148	4.570	4.426	24.013	10.435	284.7	11:41	2:41:13.181
26	3	4:21.729	43.266	1:36.989	2:01.474	4.763	4.346	23.497	9.577	253.3	11:45	2:45:34.910
27	3	5:04.653B	42.429	1:41.178	2:41.046	...	4.390	28.861	...	278.1	11:50	2:50:39.563
28	3	12:40.143	8:57.666	1:39.407	2:03.070	4.692	...	23.673	9.036	248.7	12:03	3:03:19.706
29	3	4:21.476	42.553	1:36.833	2:02.090	4.765	4.388	24.794	8.845	227.7	12:07	3:07:41.182
30	3	4:17.477	42.165	1:35.096	2:00.216	4.681	4.396	24.473	8.861	286.9	12:11	3:11:58.659
31	3	4:26.988B	42.184	1:38.186	2:06.618	...	4.377	23.380	...	220.8	12:16	3:16:25.647
32	2	12:20.961	8:40.860	1:39.435	2:00.666	4.847	...	23.206	8.821	236.2	12:28	3:28:46.608
33	2	4:19.716	42.771	1:36.135	2:00.810	4.759	4.486	23.285	8.887	273.2	12:33	3:33:06.324
34	2	4:17.548	43.068	1:34.858	1:59.622	4.827	4.435	22.975	9.068	287.7	12:37	3:37:23.872
35	2	4:17.024	42.288	1:34.600	2:00.136	4.773	4.430	23.416	9.101	288.5	12:41	3:41:40.896
36	2	4:16.081	41.965	1:34.959	1:59.157	4.790	4.368	22.857	8.955	290.0	12:45	3:45:56.977
37	2	4:24.713B	42.596	1:35.601	2:06.516	...	4.396	23.045	...	249.8	12:50	3:50:21.690
38	1	6:22.621	2:38.721	1:39.241	2:04.659	4.921	...	25.280	9.369	252.8	12:56	3:56:44.311
39	1	4:32.963	44.722	1:40.872	2:07.369	...	4.450	25.832	9.511	246.4	13:01	4:01:17.274

40

Krohn Racing
1. Tracy KROHN
2. Nick JÖNSSON

Ligier JS P2 - Judd
LMP2

1	2	6:28.039B	2:21.954	1:46.389	2:19.696	27.385	...	184.3	09:06	6:28.039
2	2	6:53.189	3:29.375	1:32.950	1:50.864	3.994	...	21.134	7.924	271.8	09:13	13:21.228
3	2	3:58.021	37.110	1:32.023	1:48.888	3.895	4.210	20.157	7.608	208.0	09:17	17:19.249
4	2	4:07.966B	37.450	1:31.094	1:59.422	...	4.171	21.643	...	295.6	09:21	21:27.215
5	2	7:53.306	4:33.052	1:29.870	1:50.384	3.851	...	22.088	7.478	294.0	09:29	29:20.521
6	2	3:54.143	36.651	1:30.516	1:46.976	3.829	4.198	19.979	7.268	296.4	09:33	33:14.664
7	2	4:00.003B	36.031	1:29.330	1:54.642	...	4.182	19.984	...	297.2	09:37	37:14.667
8	2	15:29.858	...	1:29.907	1:48.169	3.840	...	19.489	7.414	294.8	09:52	52:44.525
9	2	3:51.257	36.205	1:29.144	1:45.908	3.756	4.178	19.437	7.127	293.2	09:56	56:35.782
10	2	4:36.283B	35.476	1:48.787	2:12.020	...	4.156	22.811	...	199.6	10:01	1:01:12.065
11	1	16:59.789	...	1:32.274	1:52.082	3.979	...	21.841	7.773	271.1	10:18	1:18:11.854
12	1	5:09.740B	37.707	1:47.431	2:44.602	...	4.228	28.988	...	239.9	10:23	1:23:21.594
13	1	29:58.971	...	1:39.338	1:58.242	4.321	...	23.921	8.737	209.2	10:53	1:53:20.565
14	1	4:18.494	41.956	1:35.315	2:01.223	4.484	4.337	24.613	9.238	289.3	10:57	1:57:39.059
15	1	4:32.560	42.838	1:39.027	2:10.695	4.647	4.404	26.554	9.678	251.0	11:02	2:02:11.619
16	1	4:42.945	58.888	1:39.110	2:04.947	5.304	4.854	25.764	9.675	283.9	11:06	2:06:54.564
17	1	4:24.813	43.332	1:38.073	2:03.408	5.011	4.648	24.778	9.457	290.0	11:11	2:11:19.377
18	1	4:42.589B	47.909	1:40.101	2:14.579	...	4.474	27.111	...	286.2	11:16	2:16:01.966
19	1	10:57.084	7:01.967	1:43.925	2:11.192	5.304	...	26.217	10.582	243.6	11:26	2:26:59.050
20	1	4:34.094	44.245	1:40.052	2:09.797	4.824	4.544	27.193	10.141	285.4	11:31	2:31:33.144
21	1	5:02.797	59.032	1:56.201	2:07.564	4.867	4.479	26.679	10.011	280.3	11:36	2:36:35.941
22	1	4:37.509	44.159	1:40.689	2:12.661	5.228	4.486	26.582	10.915	283.2	11:41	2:41:13.450
23	1	4:40.531	46.989	1:42.897	2:10.645	4.718	4.541	26.317	9.927	285.4	11:45	2:45:53.981
24	1	5:24.712B	51.438	1:44.005	2:49.269	...	4.450	34.247	...	287.7	11:51	2:51:18.693
25	1	12:25.402	8:38.051	1:41.172	2:06.179	4.517	...	25.739	9.571	271.1	12:03	3:03:44.095
26	1	4:31.611	43.259	1:41.066	2:07.286	4.539	4.399	25.739	9.615	287.7	12:08	3:08:15.706
27	1	4:28.070	43.888	1:40.490	2:03.692	4.543	4.409	25.183	9.663	268.4	12:12	3:12:43.776
28	1	4:30.881	43.693	1:43.052	2:04.136	4.584	4.408	25.578	9.584	272.5	12:17	3:17:14.657
29	1	4:29.798	44.402	1:38.463	2:06.933	4.995	4.398	27.821	9.823	290.0	12:21	3:21:44.455
30	1	4:30.311	47.741	1:38.763	2:03.807	4.633	4.485	25.399	9.423	289.3	12:26	3:26:14.766



FIA WEC Official Test 24 Hours of Le Mans Test Practice 1

Sector Analysis



■ Personal Best ■ Session Best ■ Crossing the finish line in pit lane

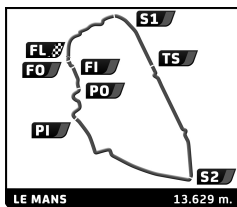
Lap	D	Time	Sector 1	Sector 2	Sector 3	T6	T7	Porsche	Ford	T. Spd	Hour	Elapsed
31	1	4:27.298	43.363	1:38.526	2:05.409	4.805	4.408	25.118	9.540	291.6	12:30	3:30:42.064
32	1	4:35.289 B	43.683	1:38.196	2:13.410		4.469	26.705		293.2	12:35	3:35:17.353
33	2	9:19.144	5:29.787	1:42.485	2:06.872	4.804		24.640	9.411	213.8	12:44	3:44:36.497
34	2	4:30.089	44.470	1:39.904	2:05.715	4.554	4.503	24.519	9.319	263.2	12:49	3:49:06.586
35	2	4:24.264	43.680	1:37.424	2:03.160	4.531	4.375	24.233	9.297	263.2	12:53	3:53:30.850
36	2	4:22.491	43.308	1:37.074	2:02.109	4.572	4.367	23.859	9.693	281.7	12:57	3:57:53.341
37	2	4:19.266	42.615	1:36.843	1:59.808		4.380	23.021	9.088	271.1	13:02	4:02:12.607

41	Greaves Motorsport										Gibson 015S - Nissan LMP2	
	1. Gary HIRSCH		3. Jon LANCASTER									
	2. Bjorn WIRDHEIM		4. Gaetan PALETOU									

1	2	5:10.384	1:33.945	1:37.967	1:58.472	3.866		23.946	8.091	237.8	09:05	5:10.384
2	2	3:58.642	37.546	1:30.511	1:50.585	3.781	4.164	21.370	7.661	290.8	09:09	9:09.026
3	2	3:56.582	36.105	1:30.213	1:50.264	3.857	4.137	20.398	7.369	292.4	09:13	13:05.608
4	2	3:54.523	36.098	1:29.164	1:49.261	3.761	4.153	21.291	7.266	292.4	09:17	17:00.131
5	2	3:52.017	36.275	1:29.460	1:46.282	3.746	4.108	19.332	7.134	288.5	09:20	20:52.148
6	2	3:52.190	35.232	1:27.979	1:48.979	3.764	4.117	21.958	7.270	294.0	09:24	24:44.338
7	2	3:49.013	34.954	1:27.441	1:46.618	3.736	4.119	19.350	7.115	294.0	09:28	28:33.351
8	2	3:48.730	34.821	1:29.030	1:44.879	3.696	4.100	18.937	7.209	296.4	09:32	32:22.081
9	2	3:49.430	35.750	1:28.052	1:45.628	3.688	4.080	19.008	7.067	295.6	09:36	36:11.511
10	2	3:45.374	34.656	1:26.954	1:43.764	3.733	4.085	18.313	7.034	294.0	09:39	39:56.885
11	2	4:01.852 B	37.088	1:30.466	1:54.298		4.098	19.404		257.6	09:43	43:58.737
12	3	7:32.629	4:16.063	1:31.008	1:45.558	3.824		19.043	7.068	289.3	09:51	51:31.366
13	3	3:47.258	34.873	1:28.097	1:44.288	4.038	4.164	17.914	6.771	290.0	09:55	55:18.624
14	3	3:47.383	35.224	1:27.986	1:44.173	3.816	4.192	17.541	6.898	297.2	09:59	59:06.007
15	3	3:48.610	36.465	1:29.378	1:42.767	3.817	4.143	17.466	6.779	294.8	10:02	1:02:54.617
16	3	4:06.603 B	34.543	1:28.100	2:03.960		4.145	20.680		292.4	10:07	1:07:01.220
17	3	11:35.837	8:16.442	1:32.832	1:46.563	3.662		18.350	7.725	286.9	10:18	1:18:37.057
18	3	3:49.098	35.232	1:29.155	1:44.711	3.620	4.097	18.860	7.163	291.6	10:22	1:22:26.155
19	3	3:44.380	34.922	1:27.903	1:41.555	3.795	4.079	17.262	6.551	290.0	10:26	1:26:10.535
20	3	3:46.368	34.657	1:29.975	1:41.736	3.685	4.123	17.325	6.858	294.8	10:29	1:29:56.903
21	3	3:44.548	36.424	1:27.250	1:40.874	3.658	4.080	17.044	6.859	290.8	10:33	1:33:41.451
22	3	3:53.762 B	34.130	1:26.177	1:53.455		4.079	21.033		292.4	10:37	1:37:35.213
23	4	20:17.803	...	1:36.926	1:57.586	4.753		22.278	8.475	220.8	10:57	1:57:53.016
24	4	4:53.788 B	46.965	1:45.882	2:20.941		5.069	26.617		184.6	11:02	2:02:46.804
25	4	6:36.685	2:37.994	1:47.929	2:10.762	4.676		25.428	9.512	199.2	11:09	2:09:23.489
26	4	4:34.700	44.997	1:43.617	2:06.086	4.741	4.430	24.748	9.245	206.1	11:13	2:13:58.189
27	4	4:31.338	44.540	1:40.993	2:05.805	4.681	4.502	24.525	9.131	233.7	11:18	2:18:29.527
28	4	4:26.222	43.500	1:38.881	2:03.841	4.659	4.399	24.171	9.419	248.1	11:22	2:22:55.749
29	4	4:26.837	43.139	1:38.982	2:04.716	4.792	4.407	24.916	9.387	249.3	11:27	2:27:22.586
30	4	4:29.954	44.408	1:41.189	2:04.357	4.681	4.496	24.427	9.417	230.2	11:31	2:31:52.540
31	4	4:58.544	59.484	1:55.331	2:03.729	4.734	4.456	24.057	9.385	195.6	11:36	2:36:51.084
32	4	4:24.485	42.759	1:39.355	2:02.371	4.741	4.405	23.593	9.045	256.4	11:41	2:41:15.569
33	4	4:22.468	42.567	1:38.093	2:01.808	4.716	4.414	23.806	9.303	249.3	11:45	2:45:38.037
34	4	5:18.685 B	43.212	1:42.649	2:52.824		4.386	32.915		276.0	11:50	2:50:56.722
35	1	17:38.884	...	1:41.244	2:03.530	5.032		23.729	9.883	190.1	12:08	3:08:35.606
36	1	4:28.472	45.729	1:42.216	2:00.527	4.804	4.517	23.056	9.161	225.8	12:13	3:13:04.078
37	1	4:24.005	43.538	1:39.277	2:01.190	4.676	4.481	23.528	9.405	229.2	12:17	3:17:28.083
38	1	4:23.644	42.862	1:38.014	2:02.768	4.756	4.342	23.330	9.182	235.2	12:21	3:21:51.727
39	1	4:33.572	54.397	1:38.581	2:00.594	4.851	4.343	23.211	9.167	238.3	12:26	3:26:25.299
40	1	4:26.719	42.887	1:36.030	2:07.802	4.818	4.360	23.256	8.970	271.8	12:30	3:30:52.018
41	1	4:30.109 B	42.971	1:37.454	2:09.684		4.357	23.956		235.7	12:35	3:35:22.127

42	Strakka Racing										Strakka Dome S103 - Nissan LMP2	
	1. Nick LEVENTIS		3. Jonny KANE									
	2. Danny WATTS											

1	3	6:16.209	2:31.933	1:40.205	2:04.071	3.866		26.929	7.932	228.7	09:06	6:16.209
2	3	4:12.215 B	37.608	1:32.565	2:02.042		4.176	21.851		284.7	09:10	10:28.424
3	3	16:52.883	...	1:31.522	1:48.519	3.745		20.444	7.245	288.5	09:27	27:21.307



FIA WEC Official Test 24 Hours of Le Mans Test Practice 1

Sector Analysis



■ Personal Best ■ Session Best B Crossing the finish line in pit lane

Lap	D	Time	Sector 1	Sector 2	Sector 3	T6	T7	Porsche	Ford	T. Spd	Hour	Elapsed
4	3	4:05.734 B	37.278	1:32.987	1:55.469		4.144	19.948		280.3	09:31	31:27.041
5	3	17:07.214	...	1:29.722	1:44.612	3.752		18.960	6.858	287.7	09:48	48:34.255
6	3	3:49.324	35.303	1:29.286	1:44.735	3.774	4.151	18.837	6.954	291.6	09:52	52:23.579
7	3	3:46.994	34.985	1:27.793	1:44.216	3.763	4.137	19.371	6.761	290.8	09:56	56:10.573
8	3	3:47.471	36.703	1:27.666	1:43.102	3.798	4.131	18.220	6.903	293.2	09:59	59:58.044
9	3	3:46.984	34.946	1:28.187	1:43.851	3.725	4.134	18.290	7.362	293.2	10:03	1:03:45.028
10	3	4:40.888 B	35.108	1:37.973	2:27.807		4.128	24.036		255.1	10:08	1:08:25.916
11	3	13:06.588	9:51.623	1:28.407	1:46.558	3.760		19.401	8.111	290.0	10:21	1:21:32.504
12	3	3:44.848	34.628	1:26.693	1:43.527	3.688	4.129	18.979	6.817	294.0	10:25	1:25:17.352
13	3	3:44.427	35.532	1:26.667	1:42.228	3.664	4.106	18.113	6.651	293.2	10:29	1:29:01.779
14	3	3:43.833	34.806	1:26.612	1:42.415	3.727	4.076	17.747	6.626	291.6	10:32	1:32:45.612
15	3	3:50.180 B	34.668	1:26.415	1:49.097		4.110	17.784		293.2	10:36	1:36:35.792
16	2	38:24.131	...	1:43.055	2:05.253	4.849		25.395	9.921	200.0	11:14	2:14:59.923
17	2	4:45.007 B	46.426	1:43.387	2:15.194		4.677	25.332		193.9	11:19	2:19:44.930
18	2	12:05.605	8:19.176	1:41.407	2:05.022	4.819		24.559	9.825	235.2	11:31	2:31:50.535
19	2	4:52.665	57.618	1:51.607	2:03.440	4.956	4.470	23.836	9.741	236.7	11:36	2:36:43.200
20	2	4:28.807	43.855	1:38.584	2:06.368	4.758	4.491	26.024	10.036	266.5	11:41	2:41:12.007
21	2	4:22.470	42.957	1:37.350	2:02.163	4.791	4.454	23.705	9.891	277.4	11:45	2:45:34.477
22	2	5:19.703 B	42.385	1:43.607	2:53.711		4.458	33.019		216.4	11:50	2:50:54.180
23	2	16:26.621	...	1:43.926	2:03.692	5.112		23.792	9.631	190.1	12:07	3:07:20.801
24	2	4:24.171	43.478	1:39.097	2:01.596	5.427	4.632	23.272	9.679	231.2	12:11	3:11:44.972
25	2	4:19.564	42.826	1:35.972	2:00.766	4.744	4.635	24.464	9.483	281.7	12:16	3:16:04.536
26	2	4:19.667	43.587	1:36.729	1:59.351	4.951	4.444	23.041	8.990	267.1	12:20	3:20:24.203
27	2	4:25.519	51.128	1:35.605	1:58.786	4.905	4.531	22.902	8.880	287.7	12:24	3:24:49.722
28	2	4:19.076	43.941	1:35.860	1:59.275	4.926	4.484	22.677	8.825	287.7	12:29	3:29:08.798
29	2	4:27.043 B	41.504	1:36.377	2:09.162		4.528	25.032		290.0	12:33	3:33:35.841

43

Team Sard Morand

1. Pierre RAGUES

2. Oliver WEBB

3. Zoel AMBERG

Morgan Evo - SARD

LMP2

1	2	6:31.366 B	2:09.275	1:56.455	2:25.636			27.685		185.9	09:06	6:31.366
2	2	7:57.793	4:27.190	1:35.320	1:55.283	3.967		22.945	8.318	281.0	09:14	14:29.159
3	2	4:04.620	37.857	1:32.435	1:54.328	3.968	4.192	21.587	8.485	298.0	09:18	18:33.779
4	2	4:10.218 B	36.413	1:32.960	2:00.845		4.185	23.356		301.3	09:22	22:43.997
5	2	10:07.675	6:43.852	1:34.411	1:49.412	3.779		20.268	8.288	277.4	09:32	32:51.672
6	2	3:51.163			1:48.263	3.763	4.151	19.258	7.559	301.3	09:36	36:42.835
7	2	3:58.185 B	35.149	1:27.735	1:55.301		4.140	19.337		303.0	09:40	40:41.020
8	3	8:58.608	5:24.834	1:37.505	1:56.269	4.074		23.377	7.761	263.9	09:49	49:39.628
9	3	4:00.333	39.601	1:30.629	1:50.103	4.049	4.222	21.114	7.955	296.4	09:53	53:39.961
10	3	3:53.376	37.154	1:28.579	1:47.643	3.880	4.211	20.409	7.417	298.8	09:57	57:33.337
11	3	3:53.917	36.188	1:27.985	1:49.744	3.937	4.169	21.157	7.398	298.8	10:01	1:01:27.254
12	3	4:06.650 B	36.470	1:27.923	2:02.257		4.165	24.056		308.2	10:05	1:05:33.904
13	3	13:34.490	...	1:30.810	1:49.156	3.915		20.188	7.832	294.8	10:19	1:19:08.394
14	3	3:51.865	35.874	1:27.212	1:48.779	3.916	4.184	21.355	7.372	300.5	10:23	1:23:00.259
15	3	3:49.312	36.530	1:27.748	1:45.034	3.863	4.175	19.149	7.172	300.5	10:26	1:26:49.571
16	3	3:51.285			1:47.867	3.830	4.159	19.142	7.330	299.7	10:30	1:30:40.856
17	3	4:00.354 B	36.983	1:27.662	1:55.709		4.152	21.340		302.2	10:34	1:34:41.210
18	1	35:38.491	...	1:45.069	2:05.865	4.942		25.833	9.461	191.5	11:10	2:10:19.701
19	1	4:36.749 B			2:10.564		4.531	26.038		235.2	11:14	2:14:56.450
20	1	16:01.375 B	...	1:40.484	2:09.725			26.079		226.3	11:30	2:30:57.825
21	1	13:37.959	9:56.673	1:37.818	2:03.468	4.957		24.527	9.481	251.0	11:44	2:44:35.784
22	1	4:47.313 B	44.316	1:37.938	2:25.059		4.605	27.214		252.2	11:49	2:49:23.097
23	2	14:08.120	...	1:51.929	2:14.095	4.882		27.341	10.070	206.1	12:03	3:03:31.217
24	2	4:57.110 B	49.316	1:47.698	2:20.096		4.726	26.481		223.1	12:08	3:08:28.327
25	2	10:28.986 B	6:26.486	1:46.779	2:15.721			27.091		196.0	12:18	3:18:57.313

44

Ibanez Racing

1. Yutaka YAMAGISHI

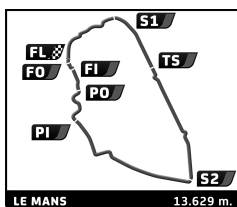
2. Pierre PERRET

3. José IBANEZ

4. Stéphane RAFFIN

Oreca 03R - Nissan

LMP2



FIA WEC Official Test 24 Hours of Le Mans Test Practice 1

Sector Analysis

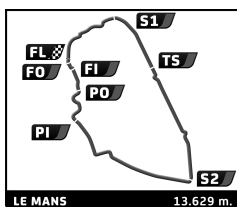


■ Personal Best ■ Session Best ■ Crossing the finish line in pit lane

Lap	D	Time	Sector 1	Sector 2	Sector 3	T6	T7	Porsche	Ford	T. Spd	Hour	Elapsed
1	3	5:09.443	1:26.912	1:39.542	2:02.989	3.985		24.947	8.409	239.9	09:05	5:09.443
2	3	4:08.341	39.882	1:33.497	1:54.962	3.977	4.214	21.989	7.752	273.9	09:09	9:17.784
3	3	4:03.925	38.062	1:34.087	1:51.776	3.929	4.205	21.042	7.777	276.0	09:13	13:21.709
4	3	4:11.342B	37.861	1:33.407	2:00.074		4.185	21.284		252.2	09:17	17:33.051
5	2	16:55.998B	...	4:14.530	2:31.270			26.519		281.7	09:34	34:29.049
6	2	10:28.787	6:38.277	1:39.398	2:11.112	4.012		27.196	8.982	219.0	09:44	44:57.836
7	2	4:38.631	41.620	1:46.072	2:10.939	4.369	4.217	25.863	9.634	263.2	09:49	49:36.467
8	2	4:25.128	42.842	1:38.000	2:04.286	4.028	4.405	25.163	8.440	258.2	09:54	54:01.595
9	2	4:24.213	41.288	1:36.207	2:06.718	4.088	4.204	24.234	8.750	269.1	09:58	58:25.808
10	2	4:18.238	41.405	1:36.227	2:00.606	4.038	4.230	23.675	8.752	258.8	10:02	1:02:44.046
11	2	6:11.947B	40.041	1:45.822	3:46.084		4.195	33.181		283.2	10:08	1:08:55.993
12	2	21:27.477	...	1:38.929	1:59.736	4.126		23.938	8.400	258.2	10:30	1:30:23.470
13	2	4:15.913	40.547	1:34.239	2:01.127	4.062	4.313	23.441	8.609	266.5	10:34	1:34:39.383
14	2	4:12.000	39.417	1:34.582	1:58.001	3.961	4.204	22.564	9.088	280.3	10:38	1:38:51.383
15	2	4:15.598	39.824	1:33.243	2:02.531	4.188	4.187	23.876	9.298	275.3	10:43	1:43:06.981
16	2	4:37.961	45.024	1:43.609	2:09.328	4.383	4.507	28.730	9.260	205.7	10:47	1:47:44.942
17	2	4:50.030B	47.027	1:48.203	2:14.800		4.733	24.617		172.3	10:52	1:52:34.972
18	1	52:59.291	...	1:57.914	2:18.798	5.287		29.530	10.164	175.9	11:45	2:45:34.263
19	1	5:28.129B	49.361	1:58.112	2:40.656		5.608	31.433		208.0	11:51	2:51:02.392
20	1	15:17.216	...	1:47.504	2:13.261	4.973		27.510	10.429	180.9	12:06	3:06:19.608
21	1	4:44.331	47.001	1:44.924	2:12.406	4.822	4.487	26.956	10.455	210.5	12:11	3:11:03.939
22	1	4:40.429	45.565	1:45.125	2:09.739	4.821	4.491	26.564	9.998	218.5	12:15	3:15:44.368
23	1	4:31.371	43.580	1:41.422	2:06.369	4.879	4.428	25.430	10.048	240.4	12:20	3:20:15.739
24	1	4:32.289	45.130	1:40.705	2:06.454	4.842	4.475	25.548	9.781	235.7	12:24	3:24:48.028
25	1	4:36.814	46.589	1:40.173	2:10.052	4.998	4.577	25.800	9.896	247.0	12:29	3:29:24.842
26	1	4:30.376	43.977	1:40.463	2:05.936	5.063	4.524	24.768	9.765	241.5	12:33	3:33:55.218
27	1	4:37.882B	45.243	1:39.547	2:13.092		4.899	25.221		222.1	12:38	3:38:33.100
28	4	12:24.946	8:12.230	1:53.599	2:19.117	5.055		28.835	10.511	194.2	12:50	3:50:58.046
29	4	4:59.367	49.088	1:49.701	2:20.578	4.992	4.958	28.775	10.099	222.6	12:55	3:55:57.413
30	4	5:11.409	49.405	1:55.355	2:26.649		4.893	29.774	9.757	228.2	13:01	4:01:08.822

45	Ibanez Racing											Oreca 03R - Nissan
	1. Pierre PERRRET		3. José IBANEZ									LMP2
	2. Ivan BELLAROSA											

1	2	6:22.658	2:26.555	1:42.991	2:13.112	3.995		27.529	9.485	207.2	09:06	6:22.658
2	2	4:38.867B	39.938	1:36.765	2:22.164		4.206	28.965		288.5	09:11	11:01.525
3	2	7:53.494	4:22.385	1:33.495	1:57.614	3.955		23.500	8.478	285.4	09:18	18:55.019
4	2	4:08.738	38.750	1:35.846	1:54.142	3.869	4.161	22.347	7.896	284.7	09:23	23:03.757
5	2	4:07.011	37.320	1:35.353	1:54.338	3.857	4.145	21.622	7.744	267.1	09:27	27:10.768
6	2	4:02.564	37.519	1:32.596	1:52.449	4.116	4.150	22.025	7.622	292.4	09:31	31:13.332
7	2	3:57.120	36.730	1:30.364	1:50.026	3.850	4.201	20.734	7.518	275.3	09:35	35:10.452
8	2	4:03.341	39.416	1:33.056	1:50.869	3.855	4.118	21.215	7.301	247.0	09:39	39:13.793
9	2	3:53.738	35.954	1:29.410	1:48.374	3.793	4.152	20.334	7.183	291.6	09:43	43:07.531
10	2	3:52.298	35.416	1:29.126	1:47.756	3.825	4.109	20.014	7.389	292.4	09:46	46:59.829
11	2	3:54.109	36.089	1:28.802	1:49.218	4.120	4.114	20.898	7.181	294.8	09:50	50:53.938
12	2	5:03.392B	35.736	1:31.805	2:55.851		4.179	22.959		278.8	09:55	55:57.330
13	3	12:30.494B	8:22.443	1:38.989	2:29.062			23.577		241.5	10:08	1:08:27.824
14	3	12:21.240	7:42.401	2:44.077	1:54.762	3.991		20.575	7.650	290.0	10:20	1:20:49.064
15	3	3:58.864	37.630	1:31.298	1:49.936	3.865	4.188	22.265	7.354	290.8	10:24	1:24:47.928
16	3	5:07.564B	37.390	1:29.082	3:01.092		4.148	22.338		280.3	10:29	1:29:55.492
17	3	12:08.248	8:48.108	1:30.645	1:49.495	3.898		20.720	7.603	288.5	10:42	1:42:03.740
18	3	4:08.417	38.661	1:34.563	1:55.193	3.966	4.156	22.112	8.306	288.5	10:46	1:46:12.157
19	3	4:03.166	38.752	1:33.669	1:50.745	3.850	4.160	20.893	7.900	287.7	10:50	1:50:15.323
20	3	4:01.901	37.902	1:33.766	1:50.233	3.836	4.135	21.009	7.932	219.4	10:54	1:54:17.224
21	3	4:45.502B	37.140	1:30.218	2:38.144		4.149	29.300		289.3	10:59	1:59:02.726
22	3	1:56:26.719	...	1:39.920	2:09.684	4.868		27.340	9.757	242.0	12:55	3:55:29.445
23	3	4:40.712	44.972	1:42.321	2:13.419		4.558	26.906	9.642	257.0	13:00	4:00:10.157



FIA WEC Official Test 24 Hours of Le Mans Test Practice 1

Sector Analysis



Personal Best Session Best B Crossing the finish line in pit lane

Lap	D	Time	Sector 1	Sector 2	Sector 3	T6	T7	Porsche	Ford	T. Spd	Hour	Elapsed
25	3	4:14.238	42.394	1:34.471	1:57.373	4.739	4.326	22.464	8.692	279.5	12:46	3:46:09.920
26	3	4:30.370B	41.690	1:40.336	2:08.344		4.348	24.460		205.7	12:50	3:50:40.290
27	1	5:49.443	2:13.797	1:36.797	1:58.849	5.398		22.853	8.901	252.8	12:56	3:56:29.733
28	1	4:20.350	43.156	1:35.035	2:02.159		4.758	23.514	9.180	269.1	13:00	4:00:50.083

48

Murphy Prototypes

1.Karun CHANDHOK
2.Mark PATTERSON

3.Nathanaël BERTHON

Oreca 03R - Nissan

LMP2

1	3	6:10.564	2:38.929	1:34.795	1:56.840	3.804		23.722	7.746	283.2	09:06	6:10.564
2	3	3:55.215	36.628	1:29.795	1:48.792	3.685	4.130	21.539	7.504	297.2	09:10	10:05.779
3	3	3:53.251	35.759	1:29.218	1:48.274	3.698	4.089	21.630	7.396	298.0	09:13	13:59.030
4	3	3:49.086	35.542	1:27.584	1:45.960	3.698	4.082	19.661	7.715	296.4	09:17	17:48.116
5	3	3:58.605B	35.554	1:27.582	1:55.469		4.087	19.693		296.4	09:21	21:46.721
6	1	13:53.646	...	1:30.666	1:47.880	3.742		19.972	7.782	285.4	09:35	35:40.367
7	1	3:49.270	35.340	1:29.264	1:44.666	3.743	4.116	19.069	6.981	290.0	09:39	39:29.637
8	1	3:46.611	35.612	1:28.209	1:42.790	3.725	4.101	18.201	6.810	267.8	09:43	43:16.248
9	1	3:47.554	35.002	1:27.607	1:44.945	3.753	4.097	19.868	7.053	286.2	09:47	47:03.802
10	1	3:59.388B	35.586	1:27.633	1:56.169		4.091	20.549		282.5	09:51	51:03.190
11	2	7:45.160	4:26.510	1:29.989	1:48.661	3.899		20.573	7.621	296.4	09:58	58:48.350
12	2	3:53.319	36.493	1:28.559	1:48.267	3.910	4.140	20.066	7.231	296.4	10:02	1:02:41.669
13	2	4:16.779B	35.621	1:28.282	2:12.876		4.133	23.084		297.2	10:06	1:06:58.448
14	2	15:37.226	...	1:32.126	1:48.209	3.883		21.548	7.242	291.6	10:22	1:22:35.674
15	2	3:50.854	36.103	1:28.873	1:45.878	3.751	4.123	18.995	7.234	298.8	10:26	1:26:26.528
16	2	3:51.841	35.347	1:28.145	1:48.349	3.796	4.091	21.732	7.213	299.7	10:30	1:30:18.369
17	2	4:22.191	1:07.010	1:28.538	1:46.643	3.808	4.104	20.400	7.111	297.2	10:34	1:34:40.560
18	2	3:59.125B	35.762	1:27.463	1:55.900	3.808	4.088	19.050	7.111	298.0	10:38	1:38:39.685
19	3	58:32.043	...	1:47.937	2:01.706	4.816		24.375	9.209	237.8	11:37	2:37:11.728
20	3	4:21.866	43.295	1:35.928	2:02.643	4.817	4.476	24.864	9.071	290.0	11:41	2:41:33.594
21	3	4:20.882	42.371	1:35.909	2:02.602	4.758	4.471	24.353	10.002	289.3	11:45	2:45:54.476
22	3	5:12.134B	42.677	1:47.625	2:41.832		4.550	31.797		291.6	11:51	2:51:06.610
23	3	16:07.527B	...	1:37.174	2:07.286			24.323		252.2	12:07	3:07:14.137
24	3	10:11.300	6:33.999	1:36.989	2:00.312	4.940		23.648	9.195	228.7	12:17	3:17:25.437
25	3	4:22.419	43.270	1:36.255	2:02.894	4.513	4.512	23.970	10.284	293.2	12:21	3:21:47.856
26	3	4:28.066	48.302	1:35.466	2:04.298	5.068	4.304	24.958	9.723	293.2	12:26	3:26:15.922
27	3	4:18.536	42.910	1:35.673	1:59.953	4.875	4.578	23.255	9.175	288.5	12:30	3:30:34.458
28	3	4:16.799	42.715	1:34.767	1:59.317	5.073	4.447	23.074	9.017	295.6	12:34	3:34:51.257
29	3	4:23.246B	42.365	1:35.148	2:05.733		4.483	23.299		294.0	12:39	3:39:14.503
30	2	6:51.480	3:07.503	1:39.183	2:04.794	5.257		25.102	9.991	252.2	12:46	3:46:05.983
31	2	4:28.128	43.620	1:38.917	2:05.591	5.274	4.498	25.379	9.697	242.6	12:50	3:50:34.111
32	2	4:27.675	44.633	1:38.493	2:04.549	5.068	4.542	25.041	9.503	286.9	12:55	3:55:01.786
33	2	4:25.281	44.836	1:37.610	2:02.835	5.002	4.487	24.149	9.535	282.5	12:59	3:59:27.067
34	2	4:26.256	43.821	1:38.034	2:04.401		4.451	24.412	10.687	287.7	13:03	4:03:53.323

49

KCMG

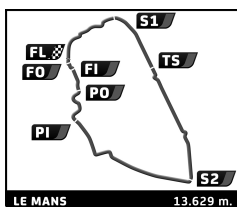
1.Tomonobu FUJII
2.Satoshi HOSHINO

3.Christian KLIEN

Oreca 03R - Judd

LMP2

1	3	11:51.305B	7:55.389	1:47.607	2:08.309			22.401		180.3	09:11	11:51.305
2	3	9:45.488B	6:00.993	1:33.706	2:10.789			25.333		245.3	09:21	2:13:36.793
3	3	1:15:17.306	...	1:33.075	1:48.971	3.849		19.837	7.472	238.8	10:36	1:36:54.099
4	3	3:53.433	35.620	1:29.093	1:48.720	3.941	4.178	20.400	7.491	294.8	10:40	1:40:47.532
5	3	4:04.858	38.586	1:31.388	1:54.884	3.937	4.195	24.213	7.850	292.4	10:44	1:44:52.390
6	3	4:06.865B	36.352	1:31.093	1:59.420		4.186	22.285		294.0	10:48	1:48:59.255
7	1	7:26.018	3:37.150	1:42.105	2:06.763	4.211		26.008	9.388	228.2	10:56	1:56:25.273
8	1	5:27.459B	55.962	1:48.127	2:43.370		4.307	31.985		186.5	11:01	2:01:52.732
9	1	8:34.332	4:19.730	2:06.993	2:07.609	4.586		25.234	9.508	193.5	11:10	2:10:27.064
10	1	4:42.703	45.051	1:45.428	2:12.224	4.438	4.398	26.534	9.752	174.2	11:15	2:15:09.767
11	1	4:31.091	43.947	1:38.990	2:08.154	4.577	4.343	26.307	9.562	242.0	11:19	2:19:40.858
12	1	4:39.969B	45.002	1:38.461	2:16.506		4.383	28.135		258.2	11:24	2:24:20.827
13	1	49:07.119	...	1:43.511	2:04.173	5.001		24.306	9.719	170.6	12:13	3:13:27.946



FIA WEC Official Test 24 Hours of Le Mans Test Practice 1

Sector Analysis



Personal Best Session Best B Crossing the finish line in pit lane

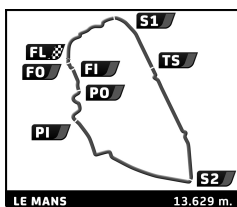
Lap	D	Time	Sector 1	Sector 2	Sector 3	T6	T7	Porsche	Ford	T. Spd	Hour	Elapsed
14	1	4:28.192	44.957	1:38.561	2:04.674	4.915	5.026	24.666	9.659	260.7	12:17	3:17:56.138
15	1	4:33.810	45.865	1:40.402	2:07.543	4.794	4.476	24.847	10.072	242.6	12:22	3:22:29.948
16	1	4:47.381	59.927	1:40.272	2:07.182	4.728	4.565	24.463	9.608	250.4	12:27	3:27:17.329
17	1	4:24.490	43.490	1:36.611	2:04.389	4.793	4.434	24.201	9.833	279.5	12:31	3:31:41.819
18	1	4:34.935	46.660	1:39.958	2:08.317	4.787	4.423	25.371	9.883	236.2	12:36	3:36:16.754
19	1	4:44.538B	51.045	1:38.421	2:15.072		4.445	25.600		272.5	12:41	3:41:01.292
20	2	8:35.172	3:45.081	2:08.056	2:42.035	6.048		33.819	12.125	186.2	12:49	3:49:36.464
21	2	5:50.580	58.229	2:06.302	2:46.049	6.095	5.730	33.751	13.363	199.2	12:55	3:55:27.044
22	2	6:06.604	58.593	2:10.009	2:58.002		5.803	37.773	13.565	206.5	13:01	4:01:33.648

50	Larbre Competition											Chevrolet Corvette C7
	1. Gianluca RODA	3. Kristian POULSEN										LMGTE Am
	2. Paolo RUBERTI											

1	2	14:25.517B	...	1:46.776	2:12.385			25.169		174.8	09:14	14:25.517
2	2	22:56.465	...	1:39.175	1:57.202	4.410		22.767	8.600	227.3	09:37	37:21.982
3	2	4:11.107	39.460	1:35.293	1:56.354	4.196	4.550	22.723	7.445	282.5	09:41	41:33.089
4	2	4:24.025B	40.412	1:36.383	2:07.230		4.486	23.909		281.0	09:45	45:57.114
5	2	13:54.811	...	1:35.183	1:55.031	4.196		22.418	7.532	279.5	09:59	59:51.925
6	2	4:06.417	38.443	1:34.429	1:53.545	4.262	4.474	21.610	7.295	281.7	10:03	1:03:58.342
7	2	4:36.336B	40.782	1:40.930	2:14.624		4.493	25.012		208.4	10:08	1:08:34.678
8	2	11:20.085	7:49.933	1:36.205	1:53.947	4.060		21.573	7.966	280.3	10:19	1:19:54.763
9	2	4:12.864	39.630	1:35.395	1:57.839	4.081	4.440	23.148	8.089	268.4	10:24	1:24:07.627
10	2	4:05.238	38.257	1:34.018	1:52.963	4.127	4.442	21.388	7.228	284.7	10:28	1:28:12.865
11	2	4:03.600	38.152	1:33.374	1:52.074	4.092	4.457	21.244	7.199	283.9	10:32	1:32:16.465
12	2	4:03.116	38.289	1:32.998	1:51.829	4.128	4.445	21.334	7.168	285.4	10:36	1:36:19.581
13	2	4:22.455B	38.624	1:34.545	2:09.286		4.458	25.736		283.2	10:40	1:40:42.036
14	1	9:26.630	5:33.416	1:49.183	2:04.031	4.233		25.479	8.459	195.3	10:50	1:50:08.666
15	1	4:38.435B	41.680	1:44.775	2:11.980		4.500	25.556		200.0	10:54	1:54:47.101
16	1	1:00:01.223B	...	3:18.974	3:11.541			34.529		82.5	11:54	2:54:48.324
17	3	14:47.102	...	1:50.231	2:09.747	4.465		25.958	9.236	182.4	12:09	3:09:35.426
18	3	4:29.755	43.605	1:41.049	2:05.101	4.784	4.594	25.143	8.713	260.0	12:14	3:14:05.181
19	3	4:32.783	45.211	1:42.588	2:04.984	4.547	4.658	24.827	8.813	231.2	12:18	3:18:37.964
20	3	4:31.568	44.706	1:41.314	2:05.548	4.476	4.598	24.950	8.579	263.9	12:23	3:23:09.532
21	3	4:36.573	52.831	1:40.535	2:03.207	4.448	4.584	24.859	8.659	278.1	12:27	3:27:46.105
22	3	4:36.472B	43.633	1:40.729	2:12.110		4.563	25.405		271.1	12:32	3:32:22.577
23	1	7:31.941	3:37.917	1:43.118	2:10.906	4.594		27.787	9.151	174.8	12:39	3:39:54.518
24	1	4:31.905	43.381	1:41.915	2:06.609	4.634	4.592	25.281	8.760	253.9	12:44	3:44:26.423
25	1	4:28.534	42.415	1:41.724	2:04.395	4.593	4.607	25.263	8.990	240.4	12:48	3:48:54.957
26	1	4:28.946	43.240	1:41.058	2:04.648	4.654	4.653	25.208	8.874	242.6	12:53	3:53:23.903
27	1	4:49.811B	45.149	1:48.898	2:15.764		4.612	27.097		185.2	12:58	3:58:13.714

51	AF Corse											Ferrari F458 Italia
	1. Gianmaria BRUNI	3. Giancarlo FISICHELLA										LMGTE Pro
	2. Toni VILANDER											

1	1	16:13.842	...	1:42.128	2:03.102	4.125		24.360	8.361	206.8	09:16	16:13.842
2	1	4:20.817B	39.041	1:38.892	2:02.884		4.487	22.124		248.7	09:20	20:34.659
3	1	11:37.731	7:59.461	1:40.370	1:57.900	4.203		22.889	7.595	212.1	09:32	32:12.390
4	1	4:16.229B	38.645	1:35.908	2:01.676		4.535	21.548		253.3	09:36	36:28.619
5	1	11:12.747	7:37.875	1:38.613	1:56.259	4.030		21.847	7.401	231.2	09:47	47:41.366
6	1	4:12.802B	38.368	1:33.065	2:01.369		4.445	21.484		287.7	09:51	51:54.168
7	1	5:12.957	1:48.599	1:33.187	1:51.171	3.939		20.924	7.281	287.7	09:57	57:07.125
8	1	4:01.339	37.873	1:32.846	1:50.620	4.052	4.409	20.800	7.101	286.9	10:01	1:01:08.464
9	1	4:10.564B	38.143	1:32.549	1:59.872		4.438	22.305		286.2	10:05	1:05:19.028
10	1	13:39.756	...	1:33.685	1:52.485	3.978		20.741	7.589	283.2	10:18	1:18:58.784
11	1	3:59.554	37.428	1:31.967	1:50.159	3.955	4.441	21.394	6.596	286.2	10:22	1:22:58.338
12	1	4:19.545	38.162	1:33.898	2:07.485	3.965	4.423	22.130	8.252	286.9	10:27	1:27:17.883
13	1	3:58.616	37.319	1:31.853	1:49.444	4.110	4.427	20.195	7.162	286.2	10:31	1:31:16.499
14	1	4:10.263B	38.069	1:32.882	1:59.312		4.473	21.615		285.4	10:35	1:35:26.762
15	1	5:52.428	2:26.399	1:32.915	1:53.114	3.989		22.516	7.724	283.2	10:41	1:41:19.190



FIA WEC Official Test 24 Hours of Le Mans Test Practice 1

Sector Analysis



■ Personal Best ■ Session Best B Crossing the finish line in pit lane

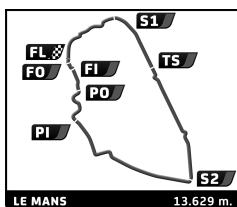
Lap	D	Time	Sector 1	Sector 2	Sector 3	T6	T7	Porsche	Ford	T. Spd	Hour	Elapsed
16	1	4:23.174 B	39.711	1:35.272	2:08.191		4.435	26.765		283.9	10:45	1:45:42.364
17	2	1:40:06.756	...	1:50.378	2:06.659	4.588		24.827	8.607	213.8	12:25	3:25:49.120
18	2	4:24.756	42.515	1:40.524	2:01.717	4.600	4.663	23.827	8.418	269.1	12:30	3:30:13.876
19	2	4:26.442	43.446	1:39.999	2:02.997	4.566	4.657	24.591	8.464	273.9	12:34	3:34:40.318
20	2	4:24.542	42.950	1:39.864	2:01.728	4.550	4.649	24.148	8.689	276.7	12:39	3:39:04.860
21	2	4:24.298	42.363	1:39.852	2:02.083	4.475	4.622	24.192	8.353	279.5	12:43	3:43:29.158
22	2	4:22.647	42.733	1:39.000	2:00.914	4.454	4.613	23.671	8.438	278.1	12:47	3:47:51.805
23	2	4:53.092 B	43.313	1:51.380	2:18.399		4.592	24.823		217.2	12:52	3:52:44.897

53 RILEY MOTORSPORTS-TI AUTO
 1. Jeroen BLEEKEMOLEN 3. Marc MILLER Srt Viper GTS-R
 2. Ben KEATING LMGTE Am

1	3	7:47.290 B	3:49.703	1:42.201	2:15.386			26.335		200.0	09:07	7:47.290
2	3	8:31.483	4:53.894	1:38.629	1:58.960	4.100		23.694	8.502	253.9	09:16	16:18.773
3	3	4:14.496	40.215	1:36.692	1:57.589	4.122	4.495	22.977	8.203	281.7	09:20	20:33.269
4	3	4:13.699	39.456	1:35.783	1:58.460	4.149	4.493	22.950	7.886	283.9	09:24	24:46.968
5	3	4:09.723	38.915	1:34.930	1:55.878	4.059	4.498	22.426	7.993	285.4	09:28	28:56.691
6	3	4:33.375 B	38.693	1:42.954	2:11.728		4.464	25.453		213.0	09:33	33:30.066
7	3	23:49.712	...	1:35.907	1:54.854	4.057		21.922	7.753	280.3	09:57	57:19.778
8	3	4:08.609	38.451	1:34.368	1:55.790	4.169	4.487	21.905	7.781	283.9	10:01	1:01:28.387
9	3	4:26.195 B	38.497	1:33.950	2:13.748		4.486	25.500		284.7	10:05	1:05:54.582
10	3	28:11.710	...	1:36.948	1:55.496	4.119		22.227	7.900	276.7	10:34	1:34:06.292
11	3	4:08.919	38.891	1:35.370	1:54.658	4.092	4.487	22.015	8.078	283.9	10:38	1:38:15.211
12	3	4:15.881	38.682	1:35.837	2:01.362	4.306	4.463	24.096	9.039	281.0	10:42	1:42:31.092
13	3	4:38.837 B	45.198	1:41.248	2:12.391		4.741	25.741		205.3	10:47	1:47:09.929
14	2	34:09.539	...	1:49.404	2:19.143	4.704		29.813	9.797	215.9	11:21	2:21:19.468
15	2	5:53.533	48.787	1:45.045	3:19.701	4.770	5.051	28.730	9.861	200.0	11:27	2:27:13.001
16	2	4:48.121	47.735	1:46.621	2:13.765	4.463	4.844	28.699	9.697	220.8	11:32	2:32:01.122
17	2	5:07.598	55.190	1:59.923	2:12.485	4.599	4.631	28.721	9.910	213.4	11:37	2:37:08.720
18	2	4:48.003	48.451	1:45.406	2:14.146	4.654	4.653	29.247	10.006	248.1	11:41	2:41:56.723
19	2	4:43.502	46.737	1:43.734	2:13.031	4.616	4.648	27.272	9.837	255.7	11:46	2:46:40.225
20	2	7:47.631 B	47.187	2:50.730	4:09.714		4.706	44.460		153.9	11:54	2:54:27.856
21	2	9:58.872	5:53.973	1:48.224	2:16.675	5.212		29.232	9.455	224.9	12:04	3:04:26.728
22	2	4:48.286	50.431	1:46.188	2:11.667	4.729	4.979	28.195	9.144	238.3	12:09	3:09:15.014
23	2	4:42.373	46.708	1:43.959	2:11.706	4.619	4.648	27.875	9.512	224.4	12:13	3:13:57.387
24	2	4:45.939 B	46.223	1:43.044	2:16.672		4.710	27.087		254.5	12:18	3:18:43.326
25	1	12:23.354	8:26.823	1:47.848	2:08.683	4.616		26.376	9.047	217.2	12:31	3:31:06.680
26	1	4:40.933	47.487	1:43.948	2:09.498	4.527	4.650	26.073	9.590	233.7	12:35	3:35:47.613
27	1	4:35.432	47.394	1:42.533	2:05.505	4.452	4.579	25.534	8.774	256.4	12:40	3:40:23.045
28	1	4:30.067	44.169	1:40.612	2:05.286	4.434	4.552	25.376	8.543	258.8	12:44	3:44:53.112
29	1	4:56.236 B	44.317	1:42.970	2:28.949		4.544	28.826		264.5	12:49	3:49:49.348

55 AF Corse
 1. Duncan CAMERON 3. Alex MORTIMER Ferrari 458 Italia
 2. Matthew GRIFFIN LMGTE Am

1	2	15:52.710 B	...	1:41.305	2:12.232			26.140		224.0	09:15	15:52.710
2	2	6:49.253	3:13.369	1:38.117	1:57.767	4.122		22.758	7.772	271.1	09:22	22:41.963
3	2	4:12.150	39.231	1:36.016	1:56.903	4.090	4.495	23.602	7.735	281.0	09:26	26:54.113
4	2	4:08.431	39.328	1:35.030	1:54.073	4.071	4.481	21.848	7.443	281.7	09:31	31:02.544
5	2	4:06.955	38.860	1:34.181	1:53.914	4.055	4.461	21.736	7.471	284.7	09:35	35:09.499
6	2	4:19.487 B	40.021	1:36.006	2:03.460		4.460	22.161		233.1	09:39	39:28.986
7	3	6:40.884	2:58.733	1:39.463	2:02.688	4.182		24.898	8.834	242.0	09:46	46:09.870
8	3	4:17.351	41.118	1:37.553	1:58.680	4.073	4.494	23.574	8.193	272.5	09:50	50:27.221
9	3	4:17.041	41.084	1:37.075	1:58.882	4.096	4.448	23.580	8.063	283.9	09:54	54:44.262
10	3	4:13.911	40.260	1:36.226	1:57.425	4.059	4.458	23.315	8.048	283.2	09:58	58:58.173
11	3	4:12.067	39.716	1:35.407	1:56.944	4.081	4.438	23.305	7.909	283.9	10:03	1:03:10.240
12	3	5:08.403 B	39.843	1:43.312	2:45.248		4.445	26.868		281.0	10:08	1:08:18.643
13	3	12:16.167	8:40.562	1:38.372	1:57.233	4.095		22.672	7.920	273.9	10:20	1:20:34.810
14	3	4:11.729	39.865	1:35.584	1:56.280	4.057	4.482	22.681	7.633	283.9	10:24	1:24:46.539



FIA WEC Official Test 24 Hours of Le Mans Test Practice 1

Sector Analysis



Personal Best Session Best B Crossing the finish line in pit lane

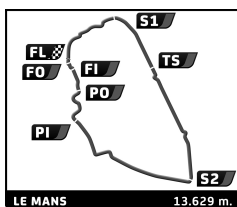
Lap	D	Time	Sector 1	Sector 2	Sector 3	T6	T7	Porsche	Ford	T. Spd	Hour	Elapsed
15	3	4:11.150	40.343	1:35.287	1:55.520	4.108	4.456	22.327	7.801	283.9	10:28	1:28:57.689
16	3	4:08.663	39.247	1:34.734	1:54.682	4.083	4.453	22.123	7.705	284.7	10:33	1:33:06.352
17	3	4:14.715	40.143	1:36.933	1:57.639	4.099	4.455	23.284	8.038	249.8	10:37	1:37:21.067
18	3	4:31.375B	42.348	1:36.027	2:13.000		4.449	27.199		281.7	10:41	1:41:52.442
19	1	1:07:25.528B	...	1:54.775	2:33.331			28.579		193.5	11:49	2:49:17.970
20	1	13:53.869	9:52.050	1:46.745	2:15.074	4.415		27.458	10.091	213.0	12:03	3:03:11.839
21	1	4:45.888	46.199	1:46.889	2:12.800	4.387	4.573	27.564	10.120	241.5	12:07	3:07:57.727
22	1	4:42.538	45.336	1:43.697	2:13.505	4.758	4.560	27.396	11.087	243.6	12:12	3:12:40.265
23	1	4:42.556	45.593	1:44.159	2:12.804	4.499	4.669	26.771	9.720	252.2	12:17	3:17:22.821
24	1	4:48.758B	45.613	1:44.393	2:18.752		4.573	27.471		260.7	12:22	3:22:11.579
25	1	6:47.382	2:28.936	2:09.701	2:08.745	4.390		26.601	9.384	238.3	12:28	3:28:58.961
26	1	4:37.257	44.764	1:43.895	2:08.598	4.413	4.543	26.807	9.300	280.3	12:33	3:33:36.218
27	1	4:49.036B	44.973	1:43.599	2:20.464		4.549	28.706		237.8	12:38	3:38:25.254

60	Formula Racing										Ferrari 458 Italia	
	1.Johnny LAURSEN		3.Andrea RIZZOLI								LMGTE Am	
	2.Mikkel MAC											

1	2	6:22.095B	2:11.345	1:49.347	2:21.403			25.857		156.3	09:06	6:22.095
2	2	6:27.360	2:51.808	1:37.490	1:58.062	4.170		22.873	8.139	253.3	09:12	12:49.455
3	2	4:09.481	39.064	1:35.205	1:55.212	4.185	4.529	21.823	7.486	271.8	09:16	16:58.936
4	2	4:07.150	39.161	1:34.422	1:53.567	4.090	4.520	21.214	7.388	284.7	09:21	21:06.086
5	2	4:05.947	38.135	1:34.966	1:52.846	4.082	4.494	21.173	7.305	286.2	09:25	25:12.033
6	2	4:06.692	37.935	1:34.650	1:54.107	4.046	4.490	22.073	7.528	281.7	09:29	29:18.725
7	2	4:06.338	38.018	1:35.319	1:53.001	4.042	4.474	21.428	7.358	247.0	09:33	33:25.063
8	2	4:14.846B	38.707	1:34.868	2:01.271		4.484	21.193		283.9	09:37	37:39.909
9	1	20:09.683	...	1:39.050	2:02.801	4.263		24.108	8.592	270.4	09:57	57:49.592
10	1	4:18.023	41.190	1:37.426	1:59.407	4.177	4.565	23.239	8.488	280.3	10:02	1:02:07.615
11	1	4:41.509B	40.384	1:36.552	2:24.573		4.525	25.958		281.7	10:06	1:06:49.124
12	1	11:07.700	7:28.581	1:38.091	2:01.028	4.117		24.603	8.299	277.4	10:17	1:17:56.824
13	1	4:12.834	39.697	1:36.126	1:57.011	4.179	4.521	22.562	8.000	280.3	10:22	1:22:09.658
14	1	4:11.730	39.640	1:35.519	1:56.571	4.119	4.527	22.287	8.071	281.0	10:26	1:26:21.388
15	1	4:12.256	40.009	1:35.216	1:57.031	4.173	4.512	22.936	8.226	283.2	10:30	1:30:33.644
16	1	4:10.822	39.555	1:35.124	1:56.143	4.187	4.525	22.713	7.939	284.7	10:34	1:34:44.466
17	1	4:10.693	39.424	1:35.544	1:55.725	4.088	4.515	22.033	8.377	283.9	10:38	1:38:55.159
18	1	4:15.531	40.001	1:36.939	1:58.591	4.211	4.489	22.902	8.465	281.7	10:43	1:43:10.690
19	1	4:39.772B	41.208	1:39.736	2:18.828		4.526	23.666		217.7	10:47	1:47:50.462
20	3	9:41.251B	5:40.698	1:42.491	2:18.062			28.103		245.9	10:57	1:57:31.713
21	3	51:20.245B	...	1:50.672	2:21.507			28.255		222.1	11:48	2:48:51.958
22	3	14:40.404	...	1:44.934	2:10.546	4.516		26.989	9.157	236.7	12:03	3:03:32.362
23	3	4:35.679	45.564	1:42.893	2:07.222	4.542	4.634	26.450	8.823	257.0	12:08	3:08:08.041
24	3	4:30.858	44.054	1:41.007	2:05.797	4.400	4.662	25.521	9.403	275.3	12:12	3:12:38.899
25	3	4:31.796	43.637	1:40.894	2:07.265	4.764	4.604	26.827	8.737	265.8	12:17	3:17:10.695
26	3	4:33.556	43.762	1:40.765	2:09.029	4.584	4.670	28.673	9.134	276.0	12:21	3:21:44.251
27	3	4:35.891	51.302	1:40.358	2:04.231	4.612	4.629	25.592	8.546	273.2	12:26	3:26:20.142
28	3	4:27.383	43.196	1:40.034	2:04.153	4.536	4.644	24.739	8.562	277.4	12:30	3:30:47.525
29	3	4:25.780	42.706	1:39.497	2:03.577	4.514	4.624	24.756	8.522	278.1	12:35	3:35:13.305
30	3	5:36.482B	48.222	1:41.137	3:07.123		4.606	28.497		235.7	12:40	3:40:49.787
31	2	6:40.719	2:47.481	1:43.923	2:09.315	4.402		26.646	8.780	239.9	12:47	3:47:30.506
32	2	4:31.632	45.832	1:40.731	2:05.069	4.420	4.577	25.297	9.077	239.3	12:52	3:52:02.138
33	2	4:30.401	43.459	1:40.798	2:06.144	4.643	4.582	25.268	8.804	249.8	12:56	3:56:32.539
34	2	4:41.008	43.742	1:41.507	2:15.759		4.639	27.847	9.020	246.4	13:01	4:01:13.547

61	AF Corse										Ferrari 458 Italia	
	1.Peter Ashley MANN		3.Matteo CRESSONI								LMGTE Am	
	2.Raffaele GIAMMARIA											

1	2	6:26.199B	2:17.397	1:49.669	2:19.133			27.291		207.6	09:06	6:26.199
2	2	7:37.187	3:58.529	1:38.755	1:59.903	4.081		24.739	8.452	236.2	09:14	14:03.386
3	2	4:08.644	38.983	1:34.934	1:54.727	3.989	4.450	22.465	8.062	261.9	09:18	18:12.030
4	2	4:04.462	38.076	1:33.422	1:52.964	3.963	4.422	21.954	7.517	286.9	09:22	22:16.492



FIA WEC Official Test 24 Hours of Le Mans Test Practice 1

Sector Analysis



■ Personal Best ■ Session Best B Crossing the finish line in pit lane

Lap	D	Time	Sector 1	Sector 2	Sector 3	T6	T7	Porsche	Ford	T. Spd	Hour	Elapsed
5	2	4:05.279	38.692	1:34.154	1:52.433	3.905	4.410	21.515	7.391	286.9	09:26	26:21.771
6	2	4:01.478	37.669	1:32.662	1:51.147	3.978	4.396	21.058	7.117	287.7	09:30	30:23.249
7	2	4:00.677	37.474	1:32.524	1:50.679	3.966	4.419	21.040	7.086	288.5	09:34	34:23.926
8	2	4:12.941 B	37.552	1:33.788	2:01.601	2:05.559	4.405	22.285	290.8	290.8	09:38	38:36.867
9	3	8:12.828	4:27.980	1:39.289	2:05.559	4.045	4.405	25.382	10.227	207.6	09:46	46:49.695
10	3	4:13.288	39.149	1:35.185	1:58.954	3.983	4.412	23.535	7.998	253.9	09:51	51:02.983
11	3	4:09.317	39.143	1:34.115	1:56.059	3.941	4.401	23.129	7.743	288.5	09:55	55:12.300
12	3	4:08.759	38.543	1:34.533	1:55.683	3.935	4.371	22.912	7.694	267.8	09:59	59:21.059
13	3	4:07.179	39.099	1:33.687	1:54.393	3.950	4.377	22.470	7.566	291.6	10:03	1:03:28.238
14	3	4:54.398 B	38.565	1:48.187	2:27.646	4.390	4.390	25.200	288.5	288.5	10:08	1:08:22.636
15	1	12:37.951	8:46.879	1:43.169	2:07.903	4.272	4.272	25.907	9.001	246.4	10:21	1:21:00.587
16	1	4:29.149	43.277	1:39.673	2:06.199	4.286	4.505	26.788	8.650	272.5	10:25	1:25:29.736
17	1	4:24.272	42.534	1:38.987	2:02.751	4.189	4.499	25.595	8.618	268.4	10:29	1:29:54.008
18	1	4:24.729	43.911	1:39.144	2:01.674	4.221	4.491	24.908	8.556	211.3	10:34	1:34:18.737
19	1	4:23.060	41.634	1:40.574	2:00.852	4.185	4.483	24.350	8.578	286.2	10:38	1:38:41.797
20	1	4:30.637 B	41.450	1:37.262	2:11.925	4.490	4.490	25.125	286.2	286.2	10:43	1:43:12.434
21	3	1:24:03.335	...	1:53.114	2:19.918	4.657	4.657	29.718	9.571	184.6	12:07	3:07:15.769
22	3	4:44.687	45.508	1:47.890	2:11.289	4.488	4.665	27.132	9.279	194.6	12:12	3:12:00.456
23	3	4:41.958	44.372	1:43.577	2:14.009	4.485	4.592	29.409	9.039	225.4	12:16	3:16:42.414
24	3	4:37.996	44.457	1:44.869	2:08.670	4.383	4.575	26.853	8.959	226.3	12:21	3:21:20.410
25	3	4:50.686	58.754	1:45.050	2:06.882	4.378	4.539	26.320	8.859	232.1	12:26	3:26:11.096
26	3	4:32.053	43.362	1:41.625	2:07.066	4.356	4.529	27.110	8.853	242.6	12:30	3:30:43.149
27	3	4:28.971	43.212	1:40.846	2:04.913	4.353	4.516	26.085	8.800	255.1	12:35	3:35:12.120
28	3	4:49.630 B	48.885	1:41.386	2:19.359	4.515	4.515	28.418	238.3	238.3	12:40	3:40:01.750
29	2	7:19.633	3:27.310	1:43.931	2:08.392	4.438	4.438	27.102	9.037	227.3	12:47	3:47:21.383
30	2	4:30.936	44.012	1:41.938	2:04.986	4.367	4.558	25.950	8.771	232.1	12:51	3:51:52.319
31	2	4:26.588	43.134	1:40.001	2:03.453	4.509	4.541	25.132	8.514	255.1	12:56	3:56:18.907
32	2	4:46.795 B	42.470	1:41.183	2:23.142	4.585	4.585	28.832	250.4	250.4	13:01	4:01:05.702

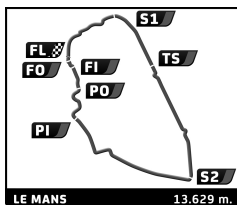
62

Scuderia Corsa
1. William SWEEDLER
2. Townsend BELL

3. Jeffrey SEGAL

Ferrari Italia
LMGTE Am

1	3	8:05.537 B	4:06.829	1:46.703	2:12.005	4.299	4.299	23.913	8.017	205.3	09:15	15:41.158
2	3	7:35.621	3:54.712	1:40.800	2:00.109	4.122	4.534	23.041	7.752	267.1	09:19	19:55.673
3	3	4:14.515	39.940	1:36.746	1:57.829	4.027	4.487	22.053	7.635	283.2	09:24	24:04.321
4	3	4:08.648	39.168	1:35.424	1:54.056	4.049	4.455	22.000	7.407	284.7	09:28	28:10.658
5	3	4:06.337	38.494	1:34.002	1:53.841	4.061	4.458	22.507	7.309	228.7	09:32	32:21.792
6	3	4:11.134	38.322	1:37.995	1:54.817	4.001	4.457	21.636	7.239	285.4	09:36	36:26.531
7	3	4:04.739	38.379	1:33.647	1:52.713	4.028	4.443	21.676	7.347	283.9	09:40	40:31.143
8	3	4:04.612	37.881	1:34.030	1:52.701	3.988	4.444	21.614	8.527	286.2	09:44	44:42.759
9	3	4:11.616	41.366	1:35.550	1:54.700	4.017	4.423	21.053	7.200	285.4	09:48	48:45.646
10	3	4:02.887	38.221	1:33.031	1:51.635	4.436	4.436	21.837	285.4	285.4	09:52	52:56.959
11	3	4:11.313 B	38.309	1:34.173	1:58.831	4.347	4.347	24.971	8.731	207.6	10:21	1:21:12.932
12	1	28:15.973	...	1:42.361	2:04.752	4.188	4.547	24.221	8.473	232.1	10:25	1:25:35.270
13	1	4:22.338	42.020	1:39.745	2:00.573	4.174	4.589	23.531	8.207	267.8	10:29	1:29:54.885
14	1	4:19.615	40.870	1:38.156	2:00.589	4.201	4.481	23.553	8.247	247.0	10:34	1:34:13.774
15	1	4:18.889	41.483	1:38.133	1:59.273	4.432	4.493	23.322	9.794	283.2	10:38	1:38:33.200
16	1	4:19.426	41.401	1:37.322	2:00.703	4.326	4.553	25.612	9.115	280.3	10:42	1:42:56.769
17	1	4:23.569	40.594	1:37.219	2:05.756	4.611	4.611	28.281	194.2	194.2	10:47	1:47:54.842
18	1	4:58.073 B	44.038	1:48.717	2:25.318	7.257	7.257	30.574	10.287	146.8	11:01	2:01:55.794
19	2	14:00.952	9:22.919	1:55.734	2:42.299	4.566	10.931	27.457	9.752	184.6	11:07	2:07:09.955
20	2	5:14.161	1:12.970	1:48.298	2:12.893	4.558	4.599	27.954	9.888	187.5	11:12	2:12:00.272
21	2	4:50.317	48.745	1:47.521	2:14.051	4.449	4.609	27.069	9.548	231.6	11:16	2:16:43.567
22	2	4:43.295	46.756	1:45.467	2:11.072	4.470	4.584	25.892	9.243	225.4	11:21	2:21:21.909
23	2	4:38.342	45.880	1:44.605	2:07.857	4.539	4.562	26.402	9.550	240.4	11:25	2:25:58.900
24	2	4:36.991	45.007	1:43.063	2:08.921	4.580	4.580	26.638	237.8	237.8	11:30	2:30:45.117
25	2	4:46.217 B	46.126	1:44.369	2:15.722	4.447	4.447	26.387	9.926	246.4	11:37	2:37:22.618
26	2	6:37.501	2:43.321	1:44.809	2:09.371	4.447	4.447	26.387	9.926	246.4	11:37	2:37:22.618



FIA WEC Official Test 24 Hours of Le Mans Test Practice 1

Sector Analysis



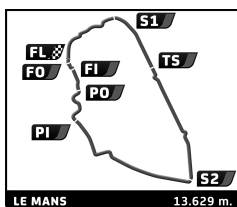
■ Personal Best ■ Session Best B Crossing the finish line in pit lane

Lap	D	Time	Sector 1	Sector 2	Sector 3	T6	T7	Porsche	Ford	T. Spd	Hour	Elapsed
27	2	4:38.507	45.300	1:44.620	2:08.587	4.450	4.604	26.197	9.572	240.9	11:42	2:42:01.125
28	2	4:35.852	44.416	1:43.300	2:08.136	4.459	4.595	25.952	9.462	242.6	11:46	2:46:36.977
29	2	7:48.831 B	45.174	2:53.855	4:09.802		4.597	45.376		146.6	11:54	2:54:25.808
30	1	17:17.855	...	2:03.304	2:27.158	4.867		31.999	10.560	167.7	12:11	3:11:43.663
31	1	5:04.074	52.628	1:50.515	2:20.931	5.079	5.207	29.842	9.982	179.1	12:16	3:16:47.737
32	1	4:59.881	48.682	1:48.741	2:22.458	4.865	4.855	30.392	10.072	203.3	12:21	3:21:47.618
33	1	5:04.479	57.441	1:50.352	2:16.686	4.875	5.101	28.996	10.542	217.7	12:26	3:26:52.097
34	1	4:48.544	48.354	1:47.224	2:12.966	4.641	4.712	27.753	9.811	223.1	12:31	3:31:40.641
35	1	4:42.435	46.393	1:44.456	2:11.586	4.533	4.644	27.593	9.418	238.3	12:36	3:36:23.076
36	1	4:43.607	47.237	1:43.649	2:12.721	4.834	4.607	27.626	9.622	239.9	12:41	3:41:06.683
37	1	4:41.808	46.269	1:43.888	2:11.651	4.592	4.694	27.512	9.657	233.7	12:45	3:45:48.491
38	1	4:42.153	46.324	1:44.737	2:11.092	4.652	4.619	27.723	9.574	207.2	12:50	3:50:30.644
39	1	4:53.382 B	47.242	1:43.891	2:22.249		4.663	29.030		229.7	12:55	3:55:24.026

63	Corvette Racing - GM											Chevrolet Corvette C7.R
	1. Jan MAGNUSSEN		3. Ryan BRISCOE									LMGTE Pro
	2. Antonio GARCIA											

1	1	6:05.260 B	1:54.938	1:53.401	2:16.921			26.152		182.7	09:06	6:05.260
2	1	8:22.439	4:42.144	1:42.459	1:57.836	4.153		22.989	7.833	210.5	09:14	14:27.699
3	1	4:07.004	38.700	1:34.675	1:53.629	4.077	4.456	21.835	7.571	285.4	09:18	18:34.703
4	1	4:03.402	38.155	1:33.038	1:52.209	3.984	4.416	21.185	7.168	288.5	09:22	22:38.105
5	1	4:01.939	37.665	1:33.015	1:51.259	3.994	4.397	21.360	7.287	286.9	09:26	26:40.044
6	1	4:04.747	38.877	1:33.059	1:52.811	3.993	4.397	21.863	7.278	288.5	09:30	30:44.791
7	1	4:02.503	38.304	1:32.750	1:51.449	4.003	4.401	21.331	7.168	287.7	09:34	34:47.294
8	1	4:09.740 B	38.104	1:32.855	1:58.781		4.403	21.928		287.7	09:38	38:57.034
9	1	10:42.895	7:14.388	1:35.866	1:52.641	4.046		21.723	7.476	253.3	09:49	49:39.929
10	1	4:04.191	39.764	1:33.477	1:50.950	4.008	4.387	21.252	7.155	289.3	09:53	53:44.120
11	1	4:02.660	38.229	1:32.343	1:52.088	4.005	4.379	21.867	7.277	287.7	09:57	57:46.780
12	1	4:02.139	37.943	1:32.756	1:51.440	3.927	4.373	21.174	7.115	285.4	10:01	1:01:48.919
13	1	4:13.843 B	38.210	1:32.025	2:03.608		4.343	24.205		288.5	10:06	1:06:02.762
14	1	11:28.670	8:02.430	1:34.596	1:51.644	3.922		21.425	7.125	283.2	10:17	1:17:31.432
15	1	4:01.641	37.645	1:32.206	1:51.790	3.957	4.349	21.469	7.533	286.9	10:21	1:21:33.073
16	1	4:02.284	38.002	1:32.084	1:52.198	4.024	4.342	21.118	8.347	290.0	10:25	1:25:35.357
17	1	4:00.549	37.763	1:32.270	1:50.516	3.948	4.372	20.961	7.034	287.7	10:29	1:29:35.906
18	1	4:06.862 B	37.917	1:32.100	1:56.845		4.339	21.039		288.5	10:33	1:33:42.768
19	3	6:31.202	2:44.789	1:39.994	2:06.419	4.231		27.469	8.816	227.7	10:40	1:40:13.970
20	3	4:18.504	42.478	1:36.053	1:59.973	4.118	4.436	25.751	8.110	286.9	10:44	1:44:32.474
21	3	4:21.033	42.622	1:38.273	2:00.138	4.144	4.409	24.286	8.683	233.1	10:48	1:48:53.507
22	3	4:28.787 B	44.319	1:39.247	2:05.221		4.418	22.868		203.0	10:53	1:53:22.294
23	2	44:28.871	...	1:47.197	2:07.020	4.532		25.892	9.283	178.8	11:37	2:37:51.165
24	2	4:28.533	42.962	1:42.272	2:03.299	4.359	4.577	24.391	8.824	213.4	11:42	2:42:19.698
25	2	4:27.581	43.095	1:41.463	2:03.023	4.505	4.520	24.402	8.581	226.3	11:46	2:46:47.279
26	2	7:44.605 B	43.512	2:49.065	4:12.028		4.566	44.204		150.9	11:54	2:54:31.884
27	2	10:22.314	6:39.421	1:41.389	2:01.504	4.392		24.004	8.533	217.2	12:04	3:04:54.198
28	2	4:23.663	41.964	1:40.194	2:01.505	4.460	4.535	23.961	8.502	238.8	12:09	3:09:17.861
29	2	4:30.795 B	42.077	1:40.220	2:08.498		4.553	24.313		233.1	12:13	3:13:48.656
30	2	6:46.839	3:05.035	1:39.738	2:02.066	4.385		24.182	8.525	237.2	12:20	3:20:35.495
31	2	4:33.873	53.670	1:38.981	2:01.222	4.522	4.518	23.874	8.483	246.4	12:25	3:25:09.368
32	2	4:23.148	41.914	1:39.256	2:01.978	4.475	4.552	24.059	8.464	252.2	12:29	3:29:32.516
33	2	4:28.701 B	41.871	1:38.969	2:07.861	4.536		24.165		247.6	12:34	3:34:01.217
34	2	6:54.422	3:14.026	1:38.783	2:01.613	4.457		23.863	8.535	232.1	12:40	3:40:55.639
35	2	4:21.058	41.618	1:38.632	2:00.808	4.557	4.537	23.758	8.449	264.5	12:45	3:45:16.697
36	2	4:33.694 B	42.493	1:38.874	2:12.327		4.562	24.068		258.2	12:49	3:49:50.391
37	2	6:35.140	2:51.221	1:38.151	2:05.768	4.542		23.587	8.826	260.7	12:56	3:56:25.531
38	2	4:21.678	41.539	1:38.380	2:01.759		4.554	24.032	8.504	266.5	13:00	4:00:47.209

64	Corvette Racing - GM											Chevrolet Corvette C7.R
	1. Oliver GAVIN		3. Jordan TAYLOR									LMGTE Pro
	2. Tom MILNER											



FIA WEC Official Test 24 Hours of Le Mans Test Practice 1

Sector Analysis

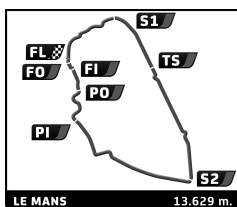


■ Personal Best ■ Session Best B Crossing the finish line in pit lane

Lap	D	Time	Sector 1	Sector 2	Sector 3	T6	T7	Porsche	Ford	T. Spd	Hour	Elapsed
1	1	6:08.674 B	2:08.709	1:47.597	2:12.368			25.601		183.7	09:06	6:08.674
2	1	8:03.827	4:28.787	1:38.674	1:56.366	4.077		23.130	7.408	245.9	09:14	14:12.501
3	1	4:06.271	38.631	1:34.256	1:53.384	4.007	4.439	21.994	7.203	285.4	09:18	18:18.772
4	1	4:03.259	37.809	1:33.383	1:52.067	3.973	4.416	21.742	7.033	286.9	09:22	22:22.031
5	1	4:02.269	37.539	1:33.583	1:51.147	3.905	4.396	21.222	7.096	293.2	09:26	26:24.300
6	1	4:00.773	37.598	1:32.319	1:50.856	4.018	4.373	21.093	6.917	290.0	09:30	30:25.073
7	1	4:00.022	37.626	1:32.117	1:50.279	3.977	4.405	21.075	7.018	290.8	09:34	34:25.095
8	1	4:00.987	37.126	1:31.552	1:52.309	4.082	4.380	21.637	6.992	294.8	09:38	38:26.082
9	1	4:05.762 B	37.527	1:31.900	1:56.335	4.419	4.419	21.078	290.8	290.8	09:42	42:31.844
10	1	10:31.478	7:04.992	1:34.866	1:51.620	3.981		21.568	7.082	289.3	09:53	53:03.322
11	1	4:00.652	38.103	1:32.399	1:50.150	3.980	4.383	21.193	6.985	291.6	09:57	57:03.974
12	1	4:00.809	37.301	1:32.319	1:51.189	4.070	4.383	21.251	7.061	290.8	10:01	1:01:04.783
13	1	4:10.348 B	37.560	1:32.006	2:00.782		4.400	21.324		288.5	10:05	1:05:15.131
14	1	12:09.277	8:45.311	1:33.197	1:50.769	3.982		21.304	7.034	286.9	10:17	1:17:24.408
15	1	3:59.463	37.317	1:31.758	1:50.388	3.927	4.387	21.446	6.990	290.8	10:21	1:21:23.871
16	1	3:59.860	37.543	1:31.452	1:50.865	3.928	4.357	21.686	6.996	294.8	10:25	1:25:23.731
17	1	3:58.162	37.158	1:31.195	1:49.809	3.955	4.357	20.993	7.040	293.2	10:29	1:29:21.893
18	1	4:07.751 B	37.463	1:31.762	1:58.526		4.357	21.495	292.4	292.4	10:33	1:33:29.644
19	1	11:01.696 B	7:15.817	1:37.913	2:07.966			26.815		252.8	10:44	1:44:31.340
20	1	1:34:08.369	...	1:46.541	2:03.628	4.410		25.542	8.616	217.2	12:18	3:18:39.709
21	1	4:30.574	45.304	1:39.682	2:05.588	4.451	4.540	25.525	8.500	260.0	12:23	3:23:10.283
22	1	4:32.259	50.314	1:39.526	2:02.419	4.576	4.546	24.652	8.612	271.1	12:27	3:27:42.542
23	1	4:24.026	42.831	1:39.072	2:02.123	4.664	4.576	24.658	8.474	279.5	12:32	3:32:06.568
24	1	4:32.100 B	43.097	1:39.364	2:09.639		4.605	25.358		271.1	12:36	3:36:38.668
25	1	6:55.410	3:12.943	1:40.085	2:02.382	4.557		24.939	8.528	273.2	12:43	3:43:34.078
26	1	4:28.636 B	42.565	1:38.469	2:07.602		4.584	24.899		282.5	12:48	3:48:02.714
27	2	6:11.422	2:23.034	1:42.796	2:05.592	4.610		25.928	8.959	212.1	12:54	3:54:14.136
28	2	4:28.619	42.660	1:40.551	2:05.408	4.727	4.595	26.581	8.397	258.2	12:58	3:58:42.755
29	2	4:25.364	42.289	1:39.920	2:03.155		4.615	25.226	8.472	261.9	13:03	4:03:08.119

66	JMW Motorsport			Ferrari 458 Italia
	1. Abdulaziz Turki ALFAISAL	3. Michael AVENATTI		LMGTE Am
	2. Jakub GIERMAZIAK			

1	2	10:20.857 B	6:20.208	1:43.718	2:16.931			27.145		223.5	09:10	10:20.857
2	2	6:34.211	2:55.878	1:38.072	2:00.261	4.034		23.693	8.876	258.8	09:16	16:55.068
3	2	4:09.730	38.989	1:35.027	1:55.714	4.038	4.434	22.907	7.741	276.0	09:21	21:04.798
4	2	4:09.360	38.371	1:36.571	1:54.418	4.129	4.431	22.094	7.559	285.4	09:25	25:14.158
5	2	4:07.655	38.230	1:34.181	1:55.244	3.964	4.442	22.245	7.858	288.5	09:29	29:21.813
6	2	4:18.197 B	39.065	1:36.624	2:02.508		4.394	22.395		272.5	09:33	33:40.010
7	2	5:43.752	2:14.239	1:34.614	1:54.899	4.029		22.548	7.567	290.0	09:39	39:23.762
8	2	4:06.469	39.244	1:33.958	1:53.267	4.082	4.403	21.786	7.404	285.4	09:43	43:30.231
9	2	4:09.959	38.229	1:35.192	1:56.538	4.020	4.442	22.955	7.981	286.2	09:47	47:40.190
10	2	4:12.653 B	38.159	1:33.753	2:00.741		4.417	21.816		286.2	09:51	51:52.843
11	3	9:37.956	5:36.391	1:50.236	2:11.329	4.459		27.533	9.662	204.1	10:01	1:01:30.799
12	3	4:58.624 B	44.478	1:42.697	2:31.449		4.551	28.061		236.2	10:06	1:06:29.423
13	3	13:06.125	9:18.448	1:41.587	2:06.090	4.414		26.231	8.956	251.6	10:19	1:19:35.548
14	3	4:33.540	44.529	1:41.941	2:07.070	4.326	4.544	25.826	8.911	235.7	10:24	1:24:09.088
15	3	4:29.608	44.478	1:40.117	2:05.013	4.361	4.521	26.232	8.865	273.2	10:28	1:28:38.696
16	3	4:26.341	44.649	1:39.390	2:02.302	4.237	4.524	24.766	8.532	270.4	10:33	1:33:05.037
17	3	4:37.961 B	43.146	1:40.953	2:13.862		4.487	25.524		223.1	10:37	1:37:42.998
18	3	6:45.941 B	2:45.721	1:39.983	2:20.237			28.713		282.5	10:44	1:44:28.939
19	1	31:50.924	...	1:52.435	2:13.047	4.934		27.631	10.011	164.2	11:16	2:16:19.863
20	1	4:42.104	47.529	1:44.131	2:10.444	5.405	4.784	26.832	9.377	233.7	11:21	2:21:01.967
21	1	4:43.183	45.996	1:44.145	2:13.042	4.951	4.878	27.601	9.545	229.2	11:25	2:25:45.150
22	1	4:47.143 B	45.570	1:43.245	2:18.328		4.729	27.734		238.3	11:30	2:30:32.293
23	3	7:52.748	3:41.583	1:51.253	2:19.912	6.114		28.290	10.470	210.1	11:38	2:38:25.041
24	3	4:57.879	52.158	1:48.281	2:17.440	5.167	5.299	27.804	10.195	222.6	11:43	2:43:22.920
25	3	5:15.585 B	52.611	1:50.412	2:32.562		4.902	30.412		246.4	11:48	2:48:38.505



FIA WEC Official Test 24 Hours of Le Mans Test Practice 1

Sector Analysis



■ Personal Best ■ Session Best B Crossing the finish line in pit lane

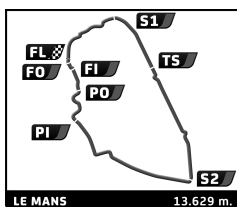
Lap	D	Time	Sector 1	Sector 2	Sector 3	T6	T7	Porsche	Ford	T. Spd	Hour	Elapsed
26	2	16:27.802	...	1:46.602	2:10.746	5.086		26.589	9.765	214.2	12:05	3:05:06.307
27	2	4:37.122	45.612	1:42.608	2:08.902	5.230	4.821	25.982	9.334	249.3	12:09	3:09:43.429
28	2	4:38.928	46.495	1:42.504	2:09.929	5.468	4.862	25.964	9.377	257.0	12:14	3:14:22.357
29	2	4:37.961	46.443	1:42.768	2:08.750	5.326	4.905	25.899	9.470	260.7	12:19	3:19:00.318
30	2	5:10.590B	1:08.447	1:44.103	2:18.040			25.923		240.9	12:24	3:24:10.908
31	1	7:14.984	3:13.041	1:47.277	2:14.666	5.557		27.754	9.859	210.1	12:31	3:31:25.892
32	1	4:50.550	48.594	1:47.011	2:14.945	5.423	5.072	27.733	9.844	224.0	12:36	3:36:16.442
33	1	4:50.359	52.442	1:43.167	2:14.750	5.590	5.062	27.542	9.811	263.9	12:41	3:41:06.801
34	1	4:52.880B	48.834	1:44.365	2:19.681		5.105	27.499		261.9	12:45	3:45:59.681

67	Team AAI										Porsche 911 GT3 RSR	
	1. Jun-San CHEN		3. Xavier MAASSEN								LMGTE Am	
	2. Alex KAPADIA											

1	2	7:15.206B	2:44.185	2:03.583	2:27.438			28.740		155.0	09:07	7:15.206
2	2	12:20.748	8:33.016	1:44.786	2:02.946	4.097		25.102	8.651	202.2	09:19	19:35.954
3	2	4:17.028	42.174	1:37.176	1:57.678	4.096	4.460	23.097	8.018	266.5	09:23	23:52.982
4	2	4:20.997	39.521	1:36.209	2:05.267	4.218	4.451	22.500	9.281	261.9	09:28	28:13.979
5	2	4:21.945	41.951	1:38.955	2:01.039	4.003	4.479	24.342	8.226	219.4	09:32	32:35.924
6	2	4:14.055	40.329	1:35.716	1:58.010	4.023	4.421	23.372	7.896	281.0	09:36	36:49.979
7	2	4:11.578	39.671	1:35.538	1:56.369	3.943	4.424	23.126	7.745	281.7	09:41	41:01.557
8	2	4:11.080	39.706	1:34.831	1:56.543	4.051	4.390	22.811	8.316	283.9	09:45	45:12.637
9	2	4:10.736	39.239	1:34.642	1:56.855	3.954	4.425	23.169	7.875	287.7	09:49	49:23.373
10	2	4:21.349B	39.460	1:34.788	2:07.101		4.384	24.500		284.7	09:53	53:44.722
11	1	44:06.716	...	1:53.703	2:18.704	4.405		27.398		213.8	10:37	1:37:51.438
12	1	4:36.892	45.140	1:43.995	2:07.757	4.361	4.544	25.504	8.868	279.5	10:42	1:42:28.330
13	1	4:43.834	45.500	1:45.135	2:13.199	4.312	4.825	28.538	9.153	265.1	10:47	1:47:12.164
14	1	4:45.323	49.858	1:49.113	2:06.352	4.221	4.511	26.162	8.638	208.0	10:51	1:51:57.487
15	1	4:34.129	46.939	1:42.335	2:04.855	4.280	4.489	25.955	8.571	276.0	10:56	1:56:31.616
16	1	16:47.775B	9:21.902	3:28.816	3:57.057		4.504	45.876		106.3	11:13	2:13:19.391
17	1	40:59.283B	...	3:13.759	4:06.321			46.273		126.4	11:54	2:54:18.674
18	1	12:39.219	7:58.515	2:05.467	2:35.237	4.815		31.206	10.754	210.1	12:06	3:06:57.893
19	1	5:09.547	49.569	1:55.532	2:24.446	4.650	4.888	29.803	10.931	251.6	12:12	3:12:07.440
20	1	4:54.310	48.835	1:49.772	2:15.703	4.506	4.798	28.050	9.620	249.3	12:17	3:17:01.750
21	1	12:44.659	7:31.350	2:43.597	2:29.712	5.199	4.544	28.213	9.585	165.4	12:29	3:29:46.409
22	1	4:55.573	49.156	1:47.597	2:18.820	4.473	5.460	29.079	9.307	252.8	12:34	3:34:41.982
23	1	4:43.247	46.851	1:46.962	2:09.434	4.409	4.559	26.752	9.101	266.5	12:39	3:39:25.229
24	1	5:00.370B	45.591	1:46.815	2:27.964		4.522	27.363		269.1	12:44	3:44:25.599
25	3	7:51.976	3:53.445	1:50.635	2:07.896	4.460		26.761	9.005	168.0	12:52	3:52:17.575
26	3	4:36.161	45.159	1:43.099	2:07.903	4.649	4.584	25.903	8.858	262.6	12:56	3:56:53.736
27	3	4:32.266	44.335	1:42.066	2:05.865		4.609	25.491	8.938	227.7	13:01	4:01:26.002

68	Team AAI										Porsche 911 RSR	
	1. Han-Chen CHEN		3. Mike PARISY								LMGTE Am	
	2. Gilles VANNELET											

1	3	6:03.490B	1:46.092	1:53.675	2:23.723			29.060		189.5	09:06	6:03.490
2	3	9:42.516	5:57.722	1:41.855	2:02.939	4.093		25.640	8.656	193.2	09:15	15:46.006
3	3	4:17.054	40.797	1:36.781	1:59.476	4.140	4.491	24.201	7.793	280.3	09:20	20:03.060
4	3	4:20.675B	39.885	1:34.920	2:05.870		4.483	24.382		285.4	09:24	24:23.735
5	3	9:07.161	5:27.650	1:38.205	2:01.306	4.114		25.349	7.886	258.8	09:33	33:30.896
6	3	4:19.848B	39.959	1:35.479	2:04.410		4.479	23.677		271.1	09:37	37:50.744
7	3	8:58.284	5:26.934	1:35.022	1:56.328	4.024		23.437	8.172	283.2	09:46	46:49.028
8	3	4:09.053	38.846	1:34.407	1:55.800	4.004	4.451	23.555	7.608	284.7	09:50	50:58.081
9	3	4:08.900	38.368	1:33.573	1:56.959	4.078	4.434	23.918	7.715	286.9	09:55	55:06.981
10	3	4:07.735	38.406	1:34.504	1:54.825	3.949	4.444	23.011	7.422	286.9	09:59	59:14.716
11	3	4:14.144B	38.636	1:33.516	2:01.992		4.407	23.358		286.2	10:03	1:03:28.860
12	2	19:34.747	...	1:49.099	2:22.224	4.547		28.513	9.693	230.2	10:23	1:23:03.607
13	2	4:32.432	43.459	1:41.657	2:07.316	4.245	4.622	27.485	8.729	254.5	10:27	1:27:36.039
14	2	4:19.810	41.705	1:38.617	1:59.488	4.064	4.521	24.483	7.921	269.1	10:31	1:31:55.849
15	2	4:17.261	39.526	1:36.729	2:01.006	4.196	4.467	23.324	7.694	285.4	10:36	1:36:13.110



FIA WEC Official Test 24 Hours of Le Mans Test Practice 1

Sector Analysis

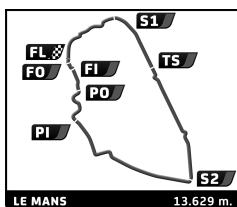


■ Personal Best ■ Session Best B Crossing the finish line in pit lane

Lap	D	Time	Sector 1	Sector 2	Sector 3	T6	T7	Porsche	Ford	T. Spd	Hour	Elapsed
16	2	4:19.774	39.686	1:36.692	2:03.396	4.119	4.501	26.345	7.995	285.4	10:40	1:40:32.884
17	2	4:30.895	42.138	1:37.707	2:11.050	4.216	4.492	29.732	8.080	246.4	10:45	1:45:03.779
18	2	4:24.483	42.029	1:40.784	2:01.670	4.124	4.504	24.464	8.016	256.4	10:49	1:49:28.262
19	2	4:26.560	43.426	1:43.104	2:00.030	4.064	4.488	24.725	8.146	182.4	10:53	1:53:54.822
20	2	4:33.564	43.450	1:38.302	2:11.812	5.354	4.457	28.616	9.694	275.3	10:58	1:58:28.386
21	2	5:47.362B	54.808	2:08.948	2:43.606		5.678	33.528		163.2	11:04	2:04:15.748
22	2	9:24.682B	5:09.625	1:50.519	2:24.538			31.884		192.8	11:13	2:13:40.430
23	1	12:40.523	7:55.378	2:05.852	2:39.293	5.503		33.180	11.199	210.1	11:26	2:26:20.953
24	1	5:23.761	56.914	1:59.327	2:27.520	4.611	5.897	30.975	10.393	213.4	11:31	2:31:44.714
25	1	5:41.189	57.042	2:17.990	2:26.157	4.685	4.638	31.012	10.578	170.9	11:37	2:37:25.903
26	1	5:17.338	52.148	1:55.855	2:29.335	5.375	4.636	30.799	10.447	235.7	11:42	2:42:43.241
27	1	4:58.395	50.768	1:47.078	2:20.549	5.094	5.199	28.681	10.541	255.1	11:47	2:47:41.636
28	1	7:18.050B	54.063	3:09.200	3:14.787		5.792	34.077		88.8	11:54	2:54:59.686
29	1	10:55.624	6:43.950	1:49.643	2:22.031	4.747		28.942	10.797	240.4	12:05	3:05:55.310
30	1	4:59.936	51.631	1:48.493	2:19.812	4.790	4.678	29.842	9.777	269.1	12:10	3:10:55.246
31	1	4:58.749	48.198	1:49.763	2:20.788	4.640	4.684	30.437	10.527	276.0	12:15	3:15:53.995
32	1	4:57.843	48.937	1:51.951	2:16.955	4.584	4.625	28.704	9.509	253.3	12:20	3:20:51.838
33	1	4:48.689	48.659	1:46.833	2:13.197	4.523	4.681	27.840	9.634	280.3	12:25	3:25:40.527
34	1	4:49.377	47.546	1:45.523	2:16.308	4.677	4.605	28.094	11.685	275.3	12:30	3:30:29.904
35	1	4:53.012	46.913	1:50.664	2:15.435	4.511	4.643	27.472	9.553	276.7	12:35	3:35:22.916
36	1	4:46.049	50.218	1:44.668	2:11.163	4.496	4.602	26.487	9.290	252.8	12:40	3:40:08.965
37	1	5:20.302	47.868	1:42.026	2:50.408	4.608	4.589	27.225	9.215	272.5	12:45	3:45:29.267
38	1	4:40.052	46.183	1:43.317	2:10.552	4.488	4.614	27.726	9.233	264.5	12:50	3:50:09.319
39	1	4:39.900	46.945	1:43.174	2:09.781	4.445	4.628	26.761	9.603	277.4	12:54	3:54:49.219
40	1	5:13.470B	46.184	1:45.019	2:42.267		4.570	28.326		269.8	13:00	4:00:02.689

71		AF Corse	3.Olivier BERETTA		Ferrari F458 Italia LMGTE Pro							
		1.Davide RIGON										
		2.James CALADO										
1	1	18:36.158B	...	1:48.203	2:12.388			24.762		172.5	09:18	18:36.158
2	1	6:00.721B	2:14.100	1:40.067	2:06.554			23.143		244.2	09:24	24:36.879
3	1	12:51.333	9:13.083	1:39.549	1:58.701	4.053		22.962	7.873	248.7	09:37	37:28.212
4	1	4:17.714B	39.154	1:36.203	2:02.357		4.498	22.332		281.7	09:41	41:45.926
5	1	10:54.260	7:14.300	1:42.422	1:57.538	4.031		22.612	7.696	251.0	09:52	52:40.186
6	1	4:15.929B	39.314	1:36.083	2:00.532		4.480	21.794		263.9	09:56	56:56.115
7	1	11:15.373B	6:43.199	1:41.732	2:50.442			31.059		233.7	10:08	1:08:11.488
8	1	11:42.222	8:04.709	1:38.026	1:59.487	3.980		23.699	8.463	255.7	10:19	1:19:53.710
9	1	4:06.015	38.850	1:34.030	1:53.135	3.987	4.431	21.809	7.298	286.2	10:23	1:23:59.725
10	1	4:03.028	37.789	1:33.569	1:51.670	3.974	4.426	21.480	7.211	285.4	10:28	1:28:02.753
11	1	4:01.641	37.600	1:33.088	1:50.953	4.002	4.420	21.055	7.046	283.2	10:32	1:32:04.394
12	1	4:10.519B	37.716	1:32.778	2:00.025		4.429	21.518		287.7	10:36	1:36:14.913
13	1	7:02.307	3:26.961	1:39.916	1:55.430	4.084		21.122	9.385	248.7	10:43	1:43:17.220
14	1	4:15.151	38.896	1:37.695	1:58.560	4.081	4.453	23.551	7.652	225.8	10:47	1:47:32.371
15	1	4:19.534B	40.442	1:38.151	2:00.941		4.440	21.800		238.8	10:51	1:51:51.905

72		SMP Racing	3.Aleksey BASOV		Ferrari F458 Italia LMGTE Am							
		1.Victor SHAYTAR										
		2.Andrea BERTOLINI										
1	2	8:01.997B	4:04.442	1:44.911	2:12.644			24.550		188.5	09:08	8:01.997
2	2	16:21.779	...	1:38.379	1:56.509	4.024		22.785	7.736	253.9	09:24	24:23.776
3	2	4:18.752B	39.102	1:36.453	2:03.197		4.440	22.699		240.9	09:28	28:42.528
4	2	15:23.751	...	1:37.224	1:54.111	3.958		22.063	7.409	239.9	09:44	44:06.279
5	2	4:02.627	38.107	1:33.293	1:51.227	3.957	4.412	21.197	6.972	285.4	09:48	48:08.906
6	2	4:02.164	37.842	1:32.310	1:52.012	3.969	4.397	21.109	8.065	289.3	09:52	52:11.070
7	2	4:01.303	37.505	1:32.484	1:51.314	3.925	4.386	21.322	7.026	286.9	09:56	56:12.373
8	2	4:12.738B	38.697	1:34.233	1:59.808		4.367	21.653		286.9	10:00	1:00:25.111
9	3	22:55.148	...	1:39.466	1:59.012	4.071		23.683	8.248	217.2	10:23	1:23:20.259
10	3	4:07.936	39.137	1:34.458	1:54.341	4.035	4.468	22.200	7.774	285.4	10:27	1:27:28.195
11	3	4:04.999	38.457	1:33.022	1:53.520	3.987	4.442	21.293	8.740	287.7	10:31	1:31:33.194



FIA WEC Official Test 24 Hours of Le Mans Test Practice 1

Sector Analysis



■ Personal Best ■ Session Best B Crossing the finish line in pit lane

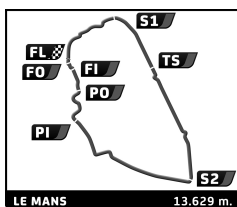
Lap	D	Time	Sector 1	Sector 2	Sector 3	T6	T7	Porsche	Ford	T. Spd	Hour	Elapsed
11	1	11:39.710	8:00.133	1:39.635	1:59.942	4.098		23.834	8.396	259.4	10:19	1:19:53.467
12	1	4:16.495	40.288	1:36.776	1:59.431	4.139	4.463	24.919	8.131	271.8	10:24	1:24:09.962
13	1	4:10.613	40.059	1:34.488	1:56.066	4.062	4.468	22.995	7.904	288.5	10:28	1:28:20.575
14	1	4:09.472	39.179	1:34.699	1:55.594	4.186	4.459	22.315	7.726	286.2	10:32	1:32:30.047
15	1	4:11.132	39.321	1:35.251	1:56.560	4.097	4.493	22.973	7.910	288.5	10:36	1:36:41.179
16	1	4:10.384	39.494	1:35.405	1:55.485	4.080	4.463	22.739	7.622	286.9	10:40	1:40:51.563
17	1	4:15.406	39.260	1:34.899	2:01.247	4.242	4.457	24.199	8.066	286.9	10:45	1:45:06.969
18	1	4:22.714 B	39.975	1:37.255	2:05.484		4.489	23.669		269.8	10:49	1:49:29.683
19	1	49:38.916	...	1:44.411	2:09.863	4.516		27.005	8.903	242.0	11:39	2:39:08.599
20	1	4:34.927	45.568	1:42.679	2:06.680	4.445	4.591	25.994	9.197	234.2	11:43	2:43:43.526
21	1	4:49.804 B	44.563	1:41.895	2:23.346		4.571	28.491		248.7	11:48	2:48:33.330
22	3	18:51.947	...	1:53.326	2:11.903	4.666		26.815	9.184	187.2	12:07	3:07:25.277
23	3	4:41.406	45.415	1:46.393	2:09.598	4.395	4.680	26.149	9.802	226.3	12:12	3:12:06.683
24	3	4:38.943	44.236	1:43.000	2:11.707	4.460	4.571	26.298	9.032	271.1	12:16	3:16:45.626
25	3	4:36.724	45.069	1:41.989	2:09.666	4.587	4.571	27.529	8.928	261.3	12:21	3:21:22.350
26	3	4:44.950	55.714	1:42.704	2:06.532	4.439	4.611	26.074	9.010	247.0	12:26	3:26:07.300
27	3	4:31.881	44.050	1:41.705	2:06.126	4.386	4.567	25.454	8.861	245.3	12:30	3:30:39.181
28	3	4:30.558	43.800	1:42.269	2:04.489	4.376	4.558	25.178	8.775	260.0	12:35	3:35:09.739
29	3	4:32.409	48.435	1:40.145	2:03.829	4.340	4.554	25.227	8.685	273.9	12:39	3:39:42.148
30	3	4:29.108	43.205	1:40.987	2:04.916	4.386	4.539	25.182	8.604	258.8	12:44	3:44:11.256
31	3	4:27.247	42.876	1:40.388	2:03.983	4.382	4.534	25.125	8.623	240.4	12:48	3:48:38.503
32	3	4:25.718	43.735	1:39.853	2:02.130	4.476	4.540	24.739	8.585	259.4	12:53	3:53:04.221
33	3	4:25.496	43.092	1:39.676	2:02.728	4.436	4.553	24.980	8.628	271.1	12:57	3:57:29.717
34	3	4:25.426	42.969	1:39.358	2:03.099		4.547	25.078	8.676	273.2	13:01	4:01:55.143

81

AF Corse
1. Piergiuseppe PERAZZINI
2. Marco CIOCI

Ferrari 458 Italia
LMGTE Am

1	2	6:34.857 B	2:15.795	1:58.495	2:20.567			28.311		175.3	09:06	6:34.857
2	2	8:14.918	4:38.225	1:39.696	1:56.997	4.073		22.636	7.780	245.3	09:14	14:49.775
3	2	4:09.439	38.860	1:35.923	1:54.656	4.104	4.492	22.400	7.338	272.5	09:18	18:59.214
4	2	4:06.471	38.427	1:34.744	1:53.300	4.031	4.491	21.977	7.319	282.5	09:23	23:05.685
5	2	4:05.463	38.011	1:34.293	1:53.159	3.997	4.474	21.390	7.246	281.7	09:27	27:11.148
6	2	4:21.756 B	39.703	1:36.098	2:05.955		4.469	22.861		280.3	09:31	31:32.904
7	2	6:41.085	3:11.626	1:35.891	1:53.568	3.983		21.937	7.212	244.2	09:38	38:13.989
8	2	4:05.520	38.086	1:35.462	1:51.972	4.042	4.459	21.087	7.050	279.5	09:42	42:19.509
9	2	4:03.767	37.874	1:33.509	1:52.384	3.989	4.465	21.038	7.051	283.2	09:46	46:23.276
10	2	4:15.850 B	38.627	1:35.318	2:01.905		4.447	21.503		285.4	09:50	50:39.126
11	1	8:49.789	5:03.540	1:41.476	2:04.773	4.331		25.049	8.734	267.8	09:59	59:28.915
12	1	4:18.597	40.698	1:38.236	1:59.663	4.148	4.571	23.077	9.778	278.1	10:03	1:03:47.512
13	1	4:43.898 B	40.810	1:37.136	2:25.952		4.526	25.678		273.9	10:08	1:08:31.410
14	1	9:58.676	6:20.346	1:38.281	2:00.049	4.223		23.423	9.017	273.9	10:18	1:18:30.086
15	1	4:17.863	39.869	1:39.795	1:58.199	4.133	4.521	22.654	7.691	253.3	10:22	1:22:47.949
16	1	4:13.255	39.576	1:35.882	1:57.797	4.096	4.503	23.284	7.561	280.3	10:27	1:27:01.204
17	1	4:09.402	39.469	1:35.303	1:54.630	4.122	4.486	22.020	7.440	278.8	10:31	1:31:10.606
18	1	4:09.229	38.796	1:35.535	1:54.898	4.056	4.492	21.956	7.515	278.8	10:35	1:35:19.835
19	1	4:11.190	39.187	1:35.061	1:56.942	4.098	4.468	22.939	7.550	278.8	10:39	1:39:31.025
20	1	4:12.085	39.534	1:36.320	1:56.231	4.142	4.472	22.606	7.601	278.8	10:43	1:43:43.110
21	1	4:49.245 B	40.033	1:51.719	2:17.493		4.484	25.946		184.3	10:48	1:48:32.355
22	2	1:05:57.632 B	...	2:49.029	4:10.954			44.158		163.2	11:54	2:54:29.987
23	1	30:16.569	...	1:52.720	2:15.501	4.579		28.041	9.666	208.8	12:24	3:24:46.556
24	1	4:49.069	46.791	1:48.574	2:13.704	4.567	4.656	27.294	9.048	205.3	12:29	3:29:35.625
25	1	4:39.766	44.915	1:45.073	2:09.778	4.630	4.656	26.530	9.206	250.4	12:34	3:34:15.391
26	1	4:40.450	47.483	1:44.523	2:08.444	4.631	4.681	26.111	9.205	245.3	12:38	3:38:55.841
27	1	4:39.661	45.011	1:44.099	2:10.551	4.529	4.654	26.460	9.432	256.4	12:43	3:43:35.502
28	1	4:37.321	45.795	1:43.677	2:07.849	4.497	4.627	26.357	9.061	251.0	12:48	3:48:12.823
29	1	4:37.554	44.866	1:43.750	2:08.938	4.611	4.618	26.556	9.056	255.1	12:52	3:52:50.377
30	1	4:36.062	45.007	1:44.654	2:06.401	4.528	4.653	25.529	8.998	242.0	12:57	3:57:26.439



FIA WEC Official Test 24 Hours of Le Mans Test Practice 1

Sector Analysis

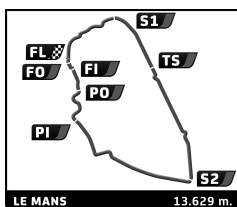


■ Personal Best ■ Session Best ■ Crossing the finish line in pit lane

Lap	D	Time	Sector 1	Sector 2	Sector 3	T6	T7	Porsche	Ford	T. Spd	Hour	Elapsed
31	1	4:34.693	44.812	1:43.175	2:06.706		4.627	25.678	9.197	234.7	13:02	4:02:01.132

82 AF Corse												Ferrari 458 Italia LMGTE Am	
1. Yannick MALLEGOL		3. Howard BLANK											
2. Jean-Marc BACHELIER		4. Eric MOUEZ											
1	1	17:21.044 B	...	1:50.033	2:23.793			27.983		188.8	09:17	17:21.044	
2	1	6:45.789 B	2:44.381	1:42.663	2:18.745			25.420		225.8	09:24	24:06.833	
3	4	8:11.711	3:49.570	1:57.976	2:24.165	4.502		29.671	9.704	204.1	09:32	32:18.544	
4	4	4:45.019	45.539	1:44.852	2:14.628	4.397	4.615	27.065	9.224	242.0	09:37	37:03.563	
5	4	4:35.298	44.645	1:41.374	2:09.279	4.282	4.622	27.368	8.529	244.8	09:41	41:38.861	
6	4	4:24.890	42.192	1:40.311	2:02.387	4.359	4.535	24.563	8.283	245.3	09:46	46:03.751	
7	4	4:39.942	41.418	1:49.619	2:08.905	4.212	4.583	26.818	8.361	250.4	09:50	50:43.693	
8	4	4:52.552 B	42.351	1:40.239	2:29.962		4.513	26.341		253.9	09:55	55:36.245	
9	3	8:25.071	4:25.420	1:44.886	2:14.765	4.509		27.299	9.034	233.1	10:04	1:04:01.316	
10	3	5:10.266 B	46.258	2:01.182	2:22.826		4.604	26.596		194.9	10:09	1:09:11.582	
11	3	8:59.611	5:05.762	1:45.346	2:08.503	4.507		26.056	8.641	237.8	10:18	1:18:11.193	
12	3	4:28.099	42.687	1:40.305	2:05.107	4.254	4.920	26.047	8.323	266.5	10:22	1:22:39.292	
13	3	4:27.126	41.909	1:40.695	2:04.522	4.261	4.541	24.544	8.110	214.6	10:27	1:27:06.418	
14	3	4:22.277	41.370	1:38.077	2:02.830	4.307	4.542	24.301	8.387	278.8	10:31	1:31:28.695	
15	3	4:20.327	41.001	1:39.330	1:59.996	4.186	4.565	23.787	8.151	232.1	10:35	1:35:49.022	
16	3	4:35.443 B	41.240	1:38.631	2:15.572		4.510	27.542		219.0	10:40	1:40:24.465	
17	2	6:44.253	2:57.891	1:42.246	2:04.116	4.299		26.015	8.457	238.3	10:47	1:47:08.718	
18	2	4:21.550	42.131	1:39.110	2:00.309	4.154	4.539	24.115	8.266	271.1	10:51	1:51:30.268	
19	2	4:26.325	43.179	1:39.652	2:03.494	4.202	4.500	25.981	8.657	252.2	10:55	1:55:56.593	
20	2	5:32.862 B	48.928	1:56.513	2:47.421		4.492	34.219		181.2	11:01	2:01:29.455	

83 AF Corse												Ferrari F458 Italia LMGTE Am	
1. François PERRODO		3. Rui AGUAS											
2. Emmanuel COLLARD													
1	2	6:00.324	2:02.446	1:51.529	2:06.349	4.145		25.496	8.558	184.0	09:06	6:00.324	
2	2	4:25.426	41.755	1:41.735	2:01.936	4.031	4.502	24.369	8.201	210.5	09:10	10:25.750	
3	2	4:22.264 B	40.673	1:36.779	2:04.812		4.457	22.934		264.5	09:14	14:48.014	
4	2	13:54.571	...	1:42.718	1:59.399	4.039		22.949	8.146	218.5	09:28	28:42.585	
5	2	4:15.541	40.392	1:38.391	1:56.758	3.991	4.473	22.669	7.633	274.6	09:32	32:58.126	
6	2	4:06.620	38.993	1:34.248	1:53.379	3.948	4.433	21.883	7.387	285.4	09:37	37:04.746	
7	2	4:03.542	38.930	1:32.744	1:51.868	4.036	4.414	21.428	7.127	290.0	09:41	41:08.288	
8	2	4:03.371	38.221	1:32.932	1:52.218	4.054	4.439	21.392	7.379	286.9	09:45	45:11.659	
9	2	4:02.401	38.031	1:32.675	1:51.695	3.975	4.435	21.428	7.141	287.7	09:49	49:14.060	
10	2	4:14.951 B	38.118	1:33.041	2:03.792		4.414	22.199		287.7	09:53	53:29.011	
11	1	28:03.710	...	1:44.209	2:08.207	4.483		26.453	8.533	209.2	10:21	1:21:32.721	
12	1	4:26.233	43.615	1:40.843	2:01.775	4.307	4.606	24.121	8.210	220.3	10:25	1:25:58.954	
13	1	4:29.699 B	43.017	1:39.324	2:07.358		4.539	23.518		243.6	10:30	1:30:28.653	
14	1	6:14.357	2:38.514	1:37.125	1:58.718	4.212		22.588	7.799	250.4	10:36	1:36:43.010	
15	1	4:13.526	39.775	1:35.218	1:58.533	4.273	4.499	24.540	7.976	286.9	10:40	1:40:56.536	
16	1	4:31.385 B	40.811	1:37.344	2:13.230		4.512	26.845		282.5	10:45	1:45:27.921	
17	3	56:58.125	...	1:51.786	2:09.000	4.576		26.576	9.324	211.7	11:42	2:42:26.046	
18	3	4:34.161	44.710	1:43.036	2:06.415	4.652	4.612	25.396	9.221	237.2	11:47	2:47:00.207	
19	3	7:35.275 B	44.427	2:49.226	4:01.622		4.628	37.554		146.6	11:54	2:54:35.482	
20	3	8:07.505	4:19.834	1:42.429	2:05.242	4.706		25.274	8.953	247.6	12:02	3:02:42.987	
21	3	4:28.381	43.209	1:41.166	2:04.006	4.424	4.637	25.422	8.828	240.9	12:07	3:07:11.368	
22	3	4:33.116 B	43.216	1:40.186	2:09.714		4.556	25.719		255.7	12:11	3:11:44.484	
23	1	6:58.792	3:06.342	1:46.665	2:05.785	4.972		25.587	9.052	198.1	12:18	3:18:43.276	
24	1	4:33.942	46.792	1:42.719	2:04.431	4.547	4.654	24.999	8.829	234.2	12:23	3:23:17.218	
25	1	4:45.418	55.996	1:43.987	2:05.435	4.570	4.579	24.846	8.776	244.2	12:28	3:28:02.636	
26	1	4:29.564	44.166	1:41.858	2:03.540	4.500	4.580	24.689	8.678	252.2	12:32	3:32:32.200	
27													



FIA WEC Official Test 24 Hours of Le Mans Test Practice 1

Sector Analysis



■ Personal Best ■ Session Best ■ Crossing the finish line in pit lane

Lap	D	Time	Sector 1	Sector 2	Sector 3	T6	T7	Porsche	Ford	T. Spd	Hour	Elapsed
5	2	4:11.344	B 38.603	1:33.737	1:59.004		4.460	21.423		286.2	09:23	23:06.805
6	2	15:12.626	...	1:36.119	1:55.063	3.952		21.094	7.899	287.7	09:38	38:19.431
7	2	4:01.609	37.487	1:33.559	1:50.563	3.992	4.426	21.042	6.912	288.5	09:42	42:21.040
8	2	4:01.064	38.089	1:32.203	1:50.772	3.990	4.430	20.968	6.938	290.0	09:46	46:22.104
9	2	4:05.294	39.475	1:33.616	1:52.203	3.934	4.421	21.111	7.665	290.0	09:50	50:27.398
10	2	4:00.907	37.996	1:32.236	1:50.675	3.945	4.403	20.788	7.545	286.9	09:54	54:28.305
11	2	3:59.043	37.776	1:31.731	1:49.536	3.919	4.394	20.709	6.655	286.9	09:58	58:27.348
12	2	4:12.103	B 40.176	1:34.128	1:57.799		4.381	22.004		283.2	10:02	1:02:39.451
13	2	17:26.177	...	1:34.279	1:51.838	3.882		21.886	7.268	286.2	10:20	1:20:05.628
14	2	4:03.566	37.251	1:31.353	1:54.962	3.925	4.401	23.552	8.158	289.3	10:24	1:24:09.194
15	2	4:00.211	37.373	1:32.746	1:50.092	4.049	4.405	20.665	7.062	290.8	10:28	1:28:09.405
16	2	3:59.246	37.288	1:31.725	1:50.233	4.037	4.463	20.671	7.166	287.7	10:32	1:32:08.651
17	2	4:06.817	B 38.124	1:31.972	1:56.721		4.446	21.140		288.5	10:36	1:36:15.468
18	4	8:59.220	B 5:01.226	1:41.696	2:16.298			29.277		239.9	10:45	1:45:14.688
19	4	39:02.472	...	1:44.045	2:07.654	4.386		26.728	8.918	255.7	11:24	2:24:17.160
20	4	4:31.873	44.199	1:42.260	2:05.414	4.524	4.568	25.681	8.761	242.0	11:28	2:28:49.033
21	4	4:59.685	B 57.495	1:51.898	2:10.292		4.600	25.589		264.5	11:33	2:33:48.718
22	4	7:45.078	4:00.673	1:39.778	2:04.627	4.430		25.285	9.353	271.8	11:41	2:41:33.796
23	4	4:50.048	B 42.849	1:39.506	2:27.693		4.573	25.085		281.0	11:46	2:46:23.844
24	4	17:23.781	...	1:40.945	2:04.812	4.441		25.605	8.896	236.2	12:03	3:03:47.625
25	4	4:41.181	54.339	1:40.813	2:06.029	4.386	4.565	25.957	8.658	254.5	12:08	3:08:28.806
26	4	4:32.183	B 42.825	1:39.609	2:09.749		4.549	25.707		281.7	12:13	3:13:00.989
27	4	5:22.643	B 1:32.184	1:40.587	2:09.872			25.256		272.5	12:18	3:18:23.632
28	3	8:23.075	4:28.355	1:46.131	2:08.589	4.461		27.002	9.078	213.0	12:26	3:26:46.707
29	3	4:29.773	43.735	1:41.552	2:04.486	4.567	4.601	25.170	8.886	236.2	12:31	3:31:16.480
30	3	4:27.446	42.940	1:39.667	2:04.839	4.520	4.629	24.703	8.883	276.7	12:35	3:35:43.926
31	3	4:28.090	43.732	1:40.361	2:03.997	4.594	4.619	24.367	8.709	280.3	12:40	3:40:12.016
32	3	4:35.039	B 43.389	1:39.847	2:11.803		4.616	25.581		270.4	12:44	3:44:47.055
33	3	6:55.923	3:11.408	1:40.628	2:03.887	4.285		24.754	8.558	255.1	12:51	3:51:42.978
34	3	4:24.154	42.447	1:39.381	2:02.326	4.426	4.560	24.323	8.272	276.0	12:56	3:56:07.132
35	3	4:27.386	42.285	1:42.782	2:02.319		4.571	24.839	8.435	232.1	13:00	4:00:34.518

95

Aston Martin Racing

1. Marco SØRENSEN
2. Christoffer NYGAARD

3. Nicki THILM

Aston Martin Vantage V8
LMGTE Pro

1	2	40:29.584	...	1:53.145	2:05.880	4.070		24.310	8.330	166.7	09:40	40:29.584
2	2	4:36.267	B 40.532	1:42.012	2:13.723		4.547	26.749		255.7	09:45	45:05.851
3	2	35:27.259	...	1:45.930	1:59.056	4.071		22.037	7.642	240.4	10:20	1:20:33.110
4	2	4:24.572	B 39.068	1:38.715	2:06.789		4.528	23.989		268.4	10:24	1:24:57.682
5	1	15:24.046	...	1:37.487	2:02.806	4.538		24.851	9.020	275.3	10:40	1:40:21.728
6	1	4:16.916	39.832	1:36.705	2:00.379	4.085	4.655	24.982	7.876	278.8	10:44	1:44:38.644
7	1	4:22.412	B 39.618	1:38.320	2:04.474		4.500	22.346		277.4	10:49	1:49:01.056
8	1	1:17:16.162	...	1:42.553	2:06.912	4.533		25.564	9.092	260.7	12:06	3:06:17.218
9	1	4:33.927	47.313	1:40.786	2:05.828	4.468	4.624	26.556	8.788	274.6	12:10	3:10:51.145
10	1	4:27.004	43.003	1:40.181	2:03.820	4.530	4.617	24.344	8.826	274.6	12:15	3:15:18.149
11	1	4:27.787	43.071	1:40.486	2:04.230	4.540	4.642	25.046	8.890	276.7	12:19	3:19:45.936
12	1	4:33.541	50.504	1:40.286	2:02.751	4.559	4.641	24.404	8.903	273.9	12:24	3:24:19.477
13	1	4:31.234	42.843	1:45.342	2:03.049	4.500	4.623	24.479	8.853	245.3	12:28	3:28:50.711
14	1	4:31.630	B 42.741	1:40.360	2:08.529		4.610	24.234		277.4	12:33	3:33:22.341
15	2	8:00.604	4:13.280	1:42.178	2:05.146	4.677		24.697	8.754	244.2	12:41	3:41:22.945
16	2	4:28.690	43.867	1:40.406	2:04.417	4.970	4.671	24.690	8.805	270.4	12:45	3:45:51.635
17	2	4:43.746	B 45.819	1:42.630	2:15.297		4.737	28.077		242.0	12:50	3:50:35.381
18	2	6:20.291	2:37.530	1:40.589	2:02.172	4.392		24.547	8.761	261.3	12:56	3:56:55.672
19	2	4:32.772	B 42.869	1:39.989	2:09.914		4.549	24.444		260.0	13:01	4:01:28.444

96

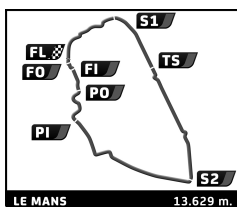
Aston Martin Racing

1. Rold GOETHE
2. Stuart HALL

3. Francesco CASTELLACCI

Aston Martin Vantage V8
LMGTE Am

1	3	13:08.746	9:11.516	1:46.814	2:10.416	4.606		26.860	9.105	214.6	09:13	13:08.746
---	---	-----------	----------	----------	----------	-------	--	--------	-------	-------	-------	-----------



FIA WEC Official Test 24 Hours of Le Mans Test Practice 1

Sector Analysis



■ Personal Best ■ Session Best B Crossing the finish line in pit lane

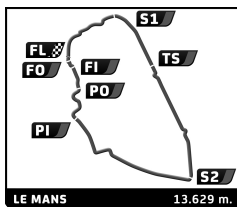
Lap	D	Time	Sector 1	Sector 2	Sector 3	T6	T7	Porsche	Ford	T. Spd	Hour	Elapsed
22	3	9:05.765	5:21.877	1:40.864	2:03.024	4.618		25.125	8.765	236.2	12:46	3:46:02.177
23	3	4:27.323	42.916	1:41.078	2:03.329	4.569	4.591	24.644	8.913	275.3	12:50	3:50:29.500
24	3	4:25.057	42.126	1:40.211	2:02.720	4.777	4.565	24.148	8.656	276.0	12:54	3:54:54.557
25	3	4:23.672	42.399	1:39.334	2:01.939	4.590	4.605	24.060	8.702	277.4	12:59	3:59:18.229
26	3	4:22.477	41.902	1:38.908	2:01.667		4.570	23.480	8.927	278.1	13:03	4:03:40.706

98	Aston Martin Racing		Aston Martin Vantage V8									
	1. Paul DALLA LANA		LMGTE Am									
	2. Pedro LAMY		3. Mathias LAUDA									

1	2	35:18.014	...	1:38.589	2:03.554	4.173		23.386	8.235	272.5	09:35	35:18.014
2	2	4:08.550	39.372	1:35.192	1:53.986	4.142	4.568	21.291	7.350	278.8	09:39	39:26.564
3	2	4:16.520B	38.926	1:34.754	2:02.840		4.522	21.884		283.2	09:43	43:43.084
4	2	12:20.603	8:40.840	1:37.035	2:02.728	4.153		24.820	7.885	277.4	09:56	56:03.687
5	2	4:05.448	38.333	1:34.104	1:53.011	4.084	4.521	21.006	7.452	281.0	10:00	1:00:09.135
6	2	4:35.289B	39.033	1:47.141	2:09.115		4.501	24.056		280.3	10:04	1:04:44.424
7	3	16:53.941	...	1:40.893	2:15.323	4.132		24.419		196.3	10:21	1:21:38.365
8	3	4:10.606	39.500	1:36.112	1:54.994	4.158	4.518	22.417	7.719	221.7	10:25	1:25:48.971
9	3	5:07.705B	41.987	1:55.716	2:30.002		4.516	27.797		230.2	10:30	1:30:56.676
10	3	1:11:46.482	...	1:45.772	2:14.233	4.568		29.205	8.811	217.2	11:42	2:42:43.158
11	3	4:37.702	44.467	1:43.154	2:10.081	4.687	4.682	26.550	8.820	251.6	11:47	2:47:20.860
12	3	7:33.553B	1:00.725	3:20.539	3:12.289		4.746	33.163		89.1	11:54	2:54:54.413
13	3	9:01.714	5:03.730	1:45.522	2:12.462	4.606		26.580	10.442	192.5	12:03	3:03:56.127
14	3	4:39.308	46.692	1:42.520	2:10.096	4.569	4.696	26.479	9.874	248.1	12:08	3:08:35.435
15	3	4:38.208	45.229	1:43.653	2:09.326	4.767	4.703	25.806	9.201	270.4	12:13	3:13:13.643
16	3	4:34.650	44.392	1:42.884	2:07.374	4.674	4.737	25.570	9.199	273.2	12:17	3:17:48.293
17	3	4:36.224	44.921	1:42.066	2:09.237	4.602	4.715	26.076	10.650	270.4	12:22	3:22:24.517
18	3	4:46.644	54.380	1:42.266	2:09.998	4.542	4.691	25.907	9.187	227.7	12:27	3:27:11.161
19	3	4:39.767B	43.651	1:43.443	2:12.673		4.604	25.692		276.0	12:31	3:31:50.928
20	1	8:52.423	5:00.498	1:43.338	2:08.587	4.728		27.111	8.763	265.8	12:40	3:40:43.351
21	1	4:32.220	44.150	1:41.809	2:06.261	4.703	4.713	25.770	8.797	277.4	12:45	3:45:15.571
22	1	4:33.494	44.431	1:42.201	2:06.862	4.857	4.719	26.308	8.701	263.9	12:49	3:49:49.065
23	1	4:37.792	47.963	1:42.166	2:07.663	4.741	4.746	26.000	8.743	273.2	12:54	3:54:26.857
24	1	4:32.791	45.631	1:41.204	2:05.956	4.863	4.700	25.326	8.646	280.3	12:58	3:58:59.648
25	1	4:30.926	43.774	1:40.493	2:06.659		4.725	25.282	9.611	281.0	13:03	4:03:30.574

99	Aston Martin Racing V8		Aston Martin Vantage V8									
	1. Fernando REES		LMGTE Pro									
	2. Alex MACDOWALL		3. Richie STANAWAY									

1	1	34:39.730	...	2:01.995	2:17.388	4.139		27.926	8.377	203.7	09:34	34:39.730
2	1	4:37.655B	41.672	1:45.694	2:10.289		4.508	25.411		212.1	09:39	39:17.385
3	1	11:32.479	7:45.119	1:44.684	2:02.676	4.022		24.548	8.047	225.4	09:50	50:49.864
4	1	4:20.995	40.074	1:39.367	2:01.554	3.954	4.441	23.283	7.766	239.9	09:55	55:10.859
5	1	4:23.265B	38.691	1:37.965	2:06.609		4.401	23.183		245.9	09:59	59:34.124
6	2	20:19.979	...	1:36.357	1:58.347	4.009		23.749	8.486	263.2	10:19	1:19:54.103
7	2	4:12.946	39.903	1:34.742	1:58.301	4.051	4.415	22.768	8.047	284.7	10:24	1:24:07.049
8	2	4:05.016	38.185	1:33.753	1:53.078	4.090	4.429	21.260	7.273	283.2	10:28	1:28:12.065
9	2	4:03.273	38.022	1:32.816	1:52.435	4.010	4.449	21.223	7.269	283.2	10:32	1:32:15.338
10	2	4:11.745B	38.444	1:32.869	2:00.432		4.424	21.291		284.7	10:36	1:36:27.083
11	3	9:19.580	5:30.353	1:40.426	2:08.801	4.084		27.926	7.884	267.8	10:45	1:45:46.663
12	3	4:13.469	39.314	1:37.062	1:57.093	4.040	4.472	23.842	7.525	276.7	10:50	1:50:00.132
13	3	4:22.080B	39.888	1:36.251	2:05.941		4.449	23.346		265.1	10:54	1:54:22.212
14	3	44:48.095	...	1:41.406	2:05.343	4.703		25.282	8.563	261.9	11:39	2:39:10.307
15	3	4:25.884	42.473	1:40.024	2:03.387	4.531	4.697	24.431	8.591	273.9	11:43	2:43:36.191
16	3	4:41.810B	42.546	1:40.243	2:19.021		4.607	28.293		253.3	11:48	2:48:18.001
17	2	39:20.406	...	1:44.630	2:04.419	4.668		24.574	8.864	221.2	12:27	3:27:38.407
18	2	4:26.605	43.103	1:40.193	2:03.309	4.783	4.643	23.996	8.806	264.5	12:32	3:32:05.012
19	2	4:31.707B	43.336	1:39.970	2:08.401		4.671	23.850		273.9	12:36	3:36:36.719
20	1	7:27.341	3:32.066	1:43.269	2:12.006	4.500		27.145	9.163	228.7	12:44	3:44:04.060
21	1	4:30.956	43.312	1:41.317	2:06.327	4.548	4.559	26.159	8.783	264.5	12:48	3:48:35.016



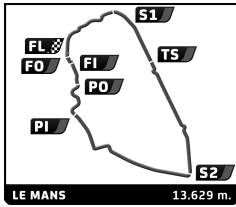
FIA WEC
Official Test 24 Hours of Le Mans
Test Practice 1

Sector Analysis



■ Personal Best ■ Session Best **B** Crossing the finish line in pit lane

Lap	D	Time	Sector 1	Sector 2	Sector 3	T6	T7	Porsche	Ford	T. Spd	Hour	Elapsed
22	1	4:35.895 B	43.231	1:39.706	2:12.958		4.567	25.450		278.8	12:53	3:53:10.911

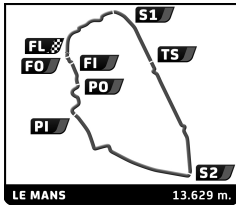


FIA WEC Official Test 24 Hours of Le Mans Test Practice 1

Sector Analysis



											Personal Best		Session Best		B Crossing the finish line in pit lane								
Lap	D	Time	Sector 1	Sector 2	Sector 3	T. Spd	Elapsed	Lap	D	Time	Sector 1	Sector 2	Sector 3	T. Spd	Elapsed								
1 Toyota Racing 1. Anthony DAVIDSON 2. Sébastien BUEMI							Toyota TS 040 - Hybrid LMP1 - H																
			3. Kazuki NAKAJIMA		4. Kamui KOBAYASHI																		
1	3	5:11.981	1:53.348	1:30.498	1:48.135	211.7	5:11.981	7	2	3:32.069	33.103	1:21.061	1:37.905	289.3	35:18.957								
2	3	3:40.664	36.240	1:23.590	1:40.834	295.6	8:52.645	8	2	3:41.488B	34.658	1:22.133	1:44.697	307.3	39:00.445								
3	3	3:34.975	33.606	1:21.767	1:39.602	304.7	12:27.620	9	2	16:23.715	...	1:20.489	1:36.057	304.7	55:24.160								
4	3	3:38.401	34.352	1:22.211	1:41.838	304.7	16:06.021	10	2	3:29.886	33.060	1:21.870	1:34.956	308.2	58:54.046								
5	3	3:33.074	33.567	1:21.234	1:38.273	307.3	19:39.095	11	2	3:28.721	32.784	1:19.677	1:36.260	297.2	1:02:22.767								
6	3	3:33.797	33.576	1:22.795	1:37.426	278.8	23:12.892	12	2	4:09.454B	32.457	1:19.670	2:17.327	302.2	1:06:32.221								
7	3	3:48.783B	33.220	1:22.634	1:52.929	290.0	27:01.675	13	2	11:48.576	8:49.209	1:21.727	1:37.640	293.2	1:18:20.797								
8	4	17:15.748	...	1:24.504	1:45.105	286.9	44:17.423	14	2	3:29.776	33.375	1:21.634	1:34.767	296.4	1:21:50.573								
9	4	3:31.379	33.187	1:20.990	1:37.202	290.8	47:48.802	15	2	3:28.291	32.546	1:19.434	1:36.311	322.0	1:25:18.864								
10	4	3:34.089	34.275	1:21.212	1:38.602	296.4	51:22.891	16	2	3:26.929	33.519	1:19.346	1:34.064	294.0	1:28:45.793								
11	4	3:35.280	32.883	1:21.877	1:40.520	293.2	54:58.171	17	2	3:27.270	33.354	1:19.623	1:34.293	294.8	1:32:13.063								
12	4	3:29.321	32.583	1:20.319	1:36.419	294.8	58:27.492	18	2	3:28.258	33.320	1:20.094	1:34.844	322.0	1:35:41.321								
13	4	3:43.285B	34.371	1:20.464	1:48.450	304.7	1:02:10.777	19	2	3:41.539B	35.151	1:20.010	1:46.378	321.0	1:39:22.860								
14	2	15:43.540	...	1:23.892	1:41.723	268.4	1:17:54.317	20	1	15:12.997	...	1:33.140	1:51.365	204.5	1:54:35.857								
15	2	3:30.855	33.134	1:20.966	1:36.755	290.0	1:21:25.172	21	1	3:44.793	34.806	1:22.321	1:47.666	285.4	1:58:20.650								
16	2	3:30.364	32.913	1:20.831	1:36.620	292.4	1:24:55.536	22	1	5:03.846B	57.386	1:48.643	2:17.817	220.8	2:03:24.496								
17	2	3:27.017	32.554	1:19.760	1:34.703	295.6	1:28:22.553	23	1	15:30.147	...	1:29.890	1:50.784	226.8	2:18:54.643								
18	2	3:37.382B	33.078	1:20.093	1:44.211	309.1	1:31:59.935	24	1	3:52.451	38.483	1:25.330	1:48.638	296.4	2:22:47.094								
19	2	9:45.832	6:43.496	1:23.438	1:38.898	306.5	1:41:45.767	25	1	3:52.895	38.067	1:25.372	1:49.456	290.8	2:26:39.989								
20	2	3:33.524	32.813	1:20.291	1:40.420	295.6	1:45:19.291	26	1	3:57.055	38.881	1:30.148	1:48.026	292.4	2:30:37.044								
21	2	3:43.298B	32.740	1:22.736	1:47.822	300.5	1:49:02.589	27	1	4:17.832	52.575	1:37.675	1:47.582	283.9	2:34:54.876								
22	2	9:07.445	6:02.986	1:21.016	1:43.443	315.4	1:58:10.034	28	1	3:48.614	37.675	1:24.265	1:46.674	293.2	2:38:43.490								
23	2	4:57.881B	49.521	1:50.067	2:18.293	201.5	2:03:07.915	29	1	3:56.395B	37.103	1:24.889	1:54.403	307.3	2:42:39.885								
24	2	8:44.552	5:23.622	1:28.298	1:52.632	261.3	2:11:52.467	30	3	20:40.442	...	1:30.325	1:51.251	271.1	3:03:20.327								
25	2	3:59.212	39.386	1:27.701	1:52.125	311.8	2:15:51.679	31	3	3:56.104	38.999	1:28.002	1:49.103	273.2	3:07:16.431								
26	2	4:07.729B	40.132	1:28.231	1:59.366	260.0	2:19:59.408	32	3	3:52.333	38.450	1:27.387	1:46.496	281.0	3:11:08.764								
27	2	4:49.544	1:33.464	1:26.709	1:49.371	311.8	2:24:48.952	33	3	3:49.522	37.720	1:24.944	1:46.858	303.0	3:14:58.286								
28	2	3:52.098	38.486	1:25.579	1:48.033	311.8	2:28:41.050	34	3	3:49.693	37.086	1:25.321	1:47.286	301.3	3:18:47.979								
29	2	4:18.118B	40.199	1:40.452	1:57.467	318.2	2:32:59.168	35	3	4:04.321	52.072	1:25.598	1:46.651	311.8	3:22:52.300								
30	1	8:21.296	5:05.966	1:27.722	1:47.608	278.8	2:41:20.464	36	3	4:04.823B	44.943	1:26.079	1:53.801	328.8	3:26:57.123								
31	1	3:50.100	38.244	1:26.827	1:45.029	292.4	2:45:10.564	37	3	16:10.209	...	1:28.668	1:47.152	289.3	3:43:07.332								
32	1	4:42.166B	37.716	1:25.120	2:39.330	298.0	2:49:52.730	38	3	3:50.956	37.381	1:25.656	1:47.919	305.6	3:46:58.288								
33	1	13:01.681	9:45.946	1:26.567	1:49.168	310.0	3:02:54.411	39	3	3:47.876	36.954	1:24.344	1:46.578	308.2	3:50:46.164								
34	1	3:48.805	37.640	1:25.947	1:45.218	286.2	3:06:43.216	40	3	3:50.723	37.342	1:27.353	1:46.028	233.1	3:54:36.887								
35	1	3:46.803	36.680	1:25.192	1:44.931	294.8	3:10:30.019	41	3	3:49.618	37.331	1:24.568	1:47.719	303.9	3:58:26.505								
36	1	3:46.210	36.699	1:24.612	1:44.899	295.6	3:14:16.229	42	3	3:46.140	37.177	1:24.104	1:44.859	304.7	4:02:12.645								
37	1	3:55.567B	37.051	1:25.456	1:53.060	305.6	3:18:11.796	4 Team Bykolles 1. Simon TRUMMER 2. Pierre KAFFER							CLM P1/01 - AER LMP1								
38	1	10:13.029	6:21.526	2:01.955	1:49.548	281.7	3:28:24.825	1	1	6:21.025B	2:10.585	1:49.143	2:21.297	163.2	6:21.025								
39	1	3:47.577	36.762	1:24.207	1:46.608	311.8	3:32:12.402	2	1	11:05.171	7:34.459	1:34.137	1:56.575	252.2	17:26.196								
40	1	3:48.014	37.580	1:24.282	1:46.152	325.8	3:36:00.416	3	1	3:58.000	38.062	1:28.856	1:51.082	290.0	21:24.196								
41	1	3:56.872B	37.333	1:23.088	1:56.451	330.8	3:39:57.288	4	1	3:54.026	36.745	1:28.567	1:48.714	303.9	25:18.222								
42	1	11:11.281	7:58.301	1:25.221	1:47.759	301.3	3:51:08.569	5	1	3:52.769	37.112	1:27.852	1:47.805	303.0	29:10.991								
43	1	3:48.406	37.909	1:24.640	1:45.857	322.0	3:54:56.975	6	1	4:00.470	37.443	1:31.990	1:51.037	222.6	33:11.461								
44	1	3:48.549	38.290	1:24.099	1:46.160	312.7	3:58:45.524	7	1	3:52.296	37.049	1:26.992	1:48.255	307.3	37:03.757								
45	1	3:54.122B	39.093	1:23.443	1:51.586	310.9	4:02:39.646	8	1	3:48.795	36.137	1:26.970	1:45.688	307.3	40:52.552								
2 Toyota Racing 1. Alexander WURZ 2. Stéphane SARRAZIN							Toyota TS 040 - Hybrid LMP1 - H																
			3. Mike CONWAY																				
1	2	5:06.888B	1:44.221	1:27.261	1:55.406	277.4	5:06.888	9	1	3:49.487	35.327	1:26.654	1:47.506	306.5	44:42.039								
2	2	12:13.941	9:05.805	1:24.439	1:43.697	299.7	17:20.829	10	1	3:45.013	35.423	1:25.843	1:43.747	305.6	48:27.052								
3	2	3:37.518	34.852	1:22.674	1:39.992	293.2	20:58.347	11	1	4:18.508B	37.955	1:33.566	2:06.987	242.6	52:45.560								
4	2	3:34.805	33.268	1:21.639	1:39.898	299.7	24:33.152	12	2	27:14.181	...	1:32.519	1:49.777	233.7	1:19:59.741								
5	2	3:37.560	32.973	1:25.103	1:39.484	283.2	28:10.712	13	2	3:46.911	36.225	1:26.910	1:43.776	302.2	1:23:46.652								
6	2	3:36.176	33.746	1:22.710	1:39.720	288.5	31:46.888	14	2	3:43.687	34.222	1:24.614	1:44.851	306.5	1:27:30.339								
																15	2	3:40.219	33.972	1:24.353	1:41.894	305.6	1:31:10.558
																16	2	3:41.639	34.272	1:24.301	1:43.066	307.3	1:34:52.197
																17	2	3:38.904	33.819	1:24.250	1:40.835	305.6	1:38:31.101
																18	2	3:39.086	34.011	1:23.675	1:41.400	305.6	1:42:10.187



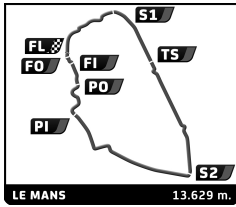
FIA WEC Official Test 24 Hours of Le Mans Test Practice 1

Sector Analysis



Personal Best Session Best B Crossing the finish line in pit lane

Lap	D	Time	Sector 1	Sector 2	Sector 3	T. Spd	Elapsed	Lap	D	Time	Sector 1	Sector 2	Sector 3	T. Spd	Elapsed
19	2	4:11.425B	38.313	1:32.322	2:00.790	292.4	1:46:21.612	47	3	3:51.234	37.771	1:26.733	1:46.730	311.8	3:52:46.270
20	3	35:32.468	...	1:49.365	2:11.564	192.1	2:21:54.080	48	3	3:49.461	37.109	1:24.942	1:47.410	313.6	3:56:35.731
21	3	4:26.964	44.257	1:38.464	2:04.243	222.1	2:26:21.044	49	3	4:51.648B	38.917	1:30.131	2:42.600	261.3	4:01:27.379
22	3	4:27.756	47.475	1:38.312	2:01.969	206.5	2:30:48.800	8 Audi Sport Team Joest 1. Lucas DI GRASSI 3. Oliver JARVIS Audi R18 e-tron quattro 2. Loïc DUVAL LMP1 - H							
23	3	4:45.229	55.242	1:49.298	2:00.689	237.2	2:35:34.029	1	1	10:34.840B	6:48.317	1:36.601	2:09.922	239.3	10:34.840
24	3	4:15.602	42.050	1:34.631	1:58.921	259.4	2:39:49.631	2	1	4:35.288	1:31.143	1:24.709	1:39.436	241.5	15:10.128
25	3	4:15.627	41.967	1:33.252	2:00.408	284.7	2:44:05.258	3	1	3:34.528	33.305	1:20.568	1:40.655	324.9	18:44.656
26	3	9:01.886B	42.733	1:36.746	6:42.407	301.3	2:53:07.144	4	1	3:33.680	32.754	1:23.103	1:37.823	321.0	22:18.336
7 Audi Sport Team Joest 1. Marcel FÄSSLER 3. Benoit TRÉLUYER Audi R18 e-tron quattro 2. André LOTTERER LMP1 - H								5	1	3:30.558	34.044	1:19.398	1:37.116	331.8	25:48.894
1	2	7:30.593B	3:48.923	1:39.234	2:02.436	221.7	7:30.593	6	1	3:40.861B	33.579	1:20.465	1:46.817	332.9	29:29.755
2	2	4:33.066	1:34.139	1:21.449	1:37.478	321.0	12:03.659	7	1	9:32.525	6:33.581	1:21.487	1:37.457	330.8	39:02.280
3	2	3:33.225	32.837	1:21.785	1:38.603	281.0	15:36.884	8	1	3:24.740	32.243	1:18.438	1:34.059	328.8	42:27.020
4	2	3:25.257	32.045	1:19.064	1:34.148	315.4	19:02.141	9	1	3:26.460	32.591	1:18.725	1:35.144	326.8	45:53.480
5	2	3:29.782	32.813	1:20.282	1:36.687	324.9	22:31.923	10	1	3:25.854	32.228	1:18.211	1:35.415	325.8	49:19.334
6	2	3:25.989	31.992	1:18.839	1:35.158	331.8	25:57.912	11	1	3:28.635	32.255	1:18.139	1:38.241	325.8	52:47.969
7	2	3:26.551	32.612	1:19.288	1:34.651	331.8	29:24.463	12	1	3:24.111	32.410	1:18.894	1:32.807	322.9	56:12.080
8	2	3:31.636	33.026	1:23.714	1:34.896	293.2	32:56.099	13	1	3:36.161B	34.000	1:18.539	1:43.622	331.8	59:48.241
9	2	3:37.130B	32.281	1:23.576	1:41.273	331.8	36:33.229	14	1	4:05.448	1:11.508	1:18.746	1:35.194	328.8	1:03:53.689
10	2	11:32.613B	8:31.282	2:20.035	1:41.296	311.8	48:05.842	15	1	4:35.740B	33.739	1:31.920	2:30.081	265.1	1:08:29.429
11	2	4:16.651	1:17.746	1:21.365	1:37.540	328.8	52:22.493	16	3	10:00.300	6:51.718	1:26.133	1:42.449	241.5	1:18:29.729
12	2	3:22.930	31.823	1:18.538	1:32.569	330.8	55:45.423	17	3	3:30.164	33.667	1:20.499	1:35.998	315.4	1:21:59.893
13	2	3:27.146	32.081	1:19.510	1:35.555	300.5	59:12.569	18	3	3:29.262	32.494	1:19.630	1:37.138	321.0	1:25:29.155
14	2	3:35.171B	31.641	1:19.716	1:43.814	332.9	1:02:47.740	19	3	3:26.657	32.508	1:18.603	1:35.546	320.1	1:28:55.812
15	1	5:36.082B	1:30.642	1:39.016	2:26.424	229.2	1:08:23.822	20	3	3:25.512	32.028	1:19.322	1:34.162	317.2	1:32:21.324
16	1	9:48.581B	6:43.506	1:20.139	1:44.936	305.6	1:18:12.403	21	3	3:24.548	33.010	1:18.361	1:33.177	329.8	1:35:45.872
17	1	4:41.779	1:43.457	1:20.615	1:37.707	298.0	1:22:54.182	22	3	3:40.840B	33.360	1:18.021	1:49.459	310.9	1:39:26.712
18	1	3:26.880	32.620	1:18.392	1:35.868	328.8	1:26:21.062	23	2	5:21.347	2:09.067	1:25.586	1:46.694	280.3	1:44:48.059
19	1	3:25.967	32.132	1:18.669	1:35.166	322.0	1:29:47.029	24	2	3:53.184B	36.893	1:25.448	1:50.843	310.9	1:48:41.243
20	1	3:24.729	31.751	1:18.403	1:34.575	331.8	1:33:11.758	25	2	18:16.904	...	1:35.216	1:56.174	208.8	2:06:58.147
21	1	3:27.071	34.085	1:19.814	1:33.172	302.2	1:36:38.829	26	2	3:59.463	40.284	1:29.009	1:50.170	274.6	2:10:57.610
22	1	3:31.472	31.962	1:19.051	1:40.459	320.1	1:40:10.301	27	2	3:54.816	38.442	1:27.195	1:49.179	290.0	2:14:52.426
23	1	3:32.728	34.722	1:19.749	1:38.257	317.2	1:43:43.029	28	2	4:03.574B	38.949	1:27.691	1:56.934	282.5	2:18:56.000
24	1	3:39.261	35.175	1:20.943	1:43.143	330.8	1:47:22.290	29	2	16:04.592	...	1:41.659	1:46.515	261.3	2:35:00.592
25	1	3:36.648	36.458	1:22.476	1:37.714	311.8	1:50:58.938	30	2	3:49.968	37.057	1:25.508	1:47.403	290.0	2:38:50.560
26	1	3:35.774	36.171	1:20.320	1:39.283	310.0	1:54:34.712	31	2	3:48.071	36.996	1:25.109	1:45.966	302.2	2:42:38.631
27	1	3:35.874	33.931	1:19.076	1:42.867	317.2	1:58:10.586	32	2	3:50.072	36.448	1:25.385	1:48.239	293.2	2:46:28.703
28	1	5:11.506B	52.681	1:55.376	2:23.449	191.5	2:03:22.092	33	2	4:51.445B	36.166	1:31.080	2:44.199	240.4	2:51:20.148
29	3	14:21.413	...	1:33.555	1:50.764	214.2	2:17:43.505	34	1	11:35.232	8:13.469	1:31.021	1:50.742	280.3	3:02:55.380
30	3	3:54.163	38.194	1:27.497	1:48.472	265.1	2:21:37.668	35	1	4:00.616	38.563	1:33.597	1:48.456	276.7	3:06:55.996
31	3	3:53.198	38.493	1:27.889	1:46.816	258.2	2:25:30.866	36	1	3:48.290	36.916	1:25.474	1:45.900	312.7	3:10:44.286
32	3	4:01.908B	38.206	1:26.703	1:56.999	292.4	2:29:32.774	37	1	3:46.705	38.362	1:24.540	1:43.803	317.2	3:14:30.991
33	3	7:02.456	3:34.194	1:40.420	1:47.842	225.4	2:36:35.230	38	1	3:53.519	38.712	1:28.238	1:46.569	327.8	3:18:24.510
34	3	3:52.002	37.447	1:26.063	1:48.492	290.8	2:40:27.232	39	1	3:52.605	40.087	1:25.765	1:46.753	310.0	3:22:17.115
35	3	3:47.868	38.016	1:24.653	1:45.199	312.7	2:44:15.100	40	1	3:59.574	45.289	1:26.124	1:48.161	310.0	3:26:16.689
36	3	4:19.734B	37.108	1:30.904	2:11.722	288.5	2:48:34.834	41	1	3:53.032B	38.221	1:24.598	1:50.213	318.2	3:30:09.721
37	3	21:23.803	...	1:25.423	1:44.846	296.4	3:09:58.637	42	3	5:36.669	2:05.822	1:35.141	1:55.706	232.1	3:35:46.390
38	3	3:49.728	37.100	1:26.385	1:46.243	296.4	3:13:48.365	43	3	4:03.573	41.750	1:27.621	1:54.202	268.4	3:39:49.963
39	3	3:46.931	36.840	1:25.040	1:45.051	308.2	3:17:35.296	44	3	3:56.095	39.407	1:28.232	1:48.456	281.7	3:43:46.058
40	3	3:49.074	36.807	1:25.980	1:46.287	303.9	3:21:24.370	45	3	3:49.257	37.800	1:25.093	1:46.364	308.2	3:47:35.315
41	3	4:18.200B	59.415	1:28.001	1:50.784	224.0	3:25:42.570	46	3	3:56.126	39.223	1:29.290	1:47.613	235.7	3:51:31.441
42	3	4:56.869	1:37.614	1:26.821	1:52.434	310.0	3:30:39.439	47	3	3:53.686	38.072	1:24.861	1:50.753	319.1	3:55:25.127
43	3	3:55.617	38.139	1:28.908	1:48.570	312.7	3:34:35.056	48	3	3:51.291	37.748	1:24.495	1:49.048	316.3	3:59:16.418
44	3	3:58.965B	37.898	1:25.150	1:55.917	310.0	3:38:34.021	49	3	3:51.774	37.736	1:26.561	1:47.477	322.9	4:03:08.192
45	3	6:33.735	3:22.532	1:25.091	1:46.112	315.4	3:45:07.756								
46	3	3:47.280	36.763	1:24.371	1:46.146	306.5	3:48:55.036								

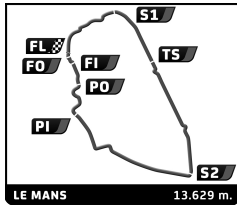


FIA WEC Official Test 24 Hours of Le Mans Test Practice 1

Sector Analysis



										Personal Best		Session Best		B Crossing the finish line in pit lane										
Lap	D	Time	Sector 1	Sector 2	Sector 3	T. Spd	Elapsed	Lap	D	Time	Sector 1	Sector 2	Sector 3	T. Spd	Elapsed									
9		Audi Sport Team Joest		Audi R18 e-tron quattro																				
		1. Filipe ALBUQUERQUE		3. René RAST		LMP1 - H																		
		2. Marco BONANOMI																						
1	2	5:28.519	B	1:50.232	1:34.781	2:03.506	248.1	5:28.519	8	2	3:30.508	33.435	1:20.599	1:36.474	325.8	46:23.797								
2	2	10:58.371		7:55.537	1:23.823	1:39.011	322.9	16:26.890	9	2	3:45.900	B	36.150	1:21.312	1:48.438	328.8	50:09.697							
3	2	3:33.037		33.285	1:22.099	1:37.653	320.1	19:59.927	10	3	33:01.543		...	1:26.980	1:42.459	274.6	1:23:11.240							
4	2	3:30.429		33.027	1:19.121	1:38.281	317.2	23:30.356	11	3	3:40.898		35.685	1:23.053	1:42.160	326.8	1:26:52.138							
5	2	3:33.431	B	32.033	1:18.578	1:42.820	309.1	27:03.787	12	3	3:38.255		34.432	1:22.602	1:41.221	291.6	1:30:30.393							
6	2	13:06.447		...	1:21.493	1:35.370	328.8	40:10.234	13	3	3:39.696		34.854	1:22.950	1:41.892	310.0	1:34:10.089							
7	2	3:26.118		31.998	1:20.238	1:33.882	332.9	43:36.352	14	3	3:39.372		34.789	1:21.947	1:42.636	326.8	1:37:49.461							
8	2	3:26.103		31.891	1:18.833	1:35.379	312.7	47:02.455	15	3	3:42.276		33.719	1:21.740	1:46.817	325.8	1:41:31.737							
9	2	3:28.718		33.112	1:18.841	1:36.765	316.3	50:31.173	16	3	3:55.159		37.390	1:27.769	1:50.000	247.0	1:45:26.896							
10	2	3:27.281		33.799	1:18.637	1:34.845	314.5	53:58.454	17	3	3:49.864		35.986	1:28.226	1:45.652	309.1	1:49:16.760							
11	2	3:22.307		31.745	1:17.889	1:32.679	321.0	57:20.761	18	3	3:49.486		38.866	1:28.006	1:42.614	224.9	1:53:06.246							
12	2	3:33.364	B	31.995	1:21.138	1:40.231	322.0	1:00:54.125	19	3	4:07.184	B	38.708	1:29.944	1:58.532	283.2	1:57:13.430							
13	2	3:55.582		1:00.919	1:18.278	1:36.385	332.9	1:04:49.707	20	3	28:51.242	B	...	1:36.664	2:09.510	234.7	2:26:04.672							
14	2	4:23.559	B	40.940	1:29.373	2:13.246	273.2	1:09:13.266	21	3	10:11.846		6:31.448	1:46.170	1:54.228	246.4	2:36:16.518							
15	3	10:48.137		7:45.483	1:23.706	1:38.948	273.9	1:20:01.403	22	3	4:11.935		42.895	1:34.107	1:54.933	255.1	2:40:28.453							
16	3	3:32.076		33.494	1:21.340	1:37.242	325.8	1:23:33.479	23	3	4:11.795		43.470	1:33.605	1:54.720	273.2	2:44:40.248							
17	3	3:28.888		33.078	1:19.108	1:36.702	319.1	1:27:02.367	24	3	4:40.254	B	40.838	1:32.404	2:27.012	252.8	2:49:20.502							
18	3	3:30.702		32.594	1:19.683	1:38.425	317.2	1:30:33.069	25	1	14:36.814		...	1:36.083	1:55.590	223.1	3:03:57.316							
19	3	3:27.585		32.642	1:19.198	1:35.745	316.3	1:34:00.654	26	1	4:18.593		42.794	1:35.296	2:00.503	231.2	3:08:15.909							
20	3	3:26.480		32.250	1:18.322	1:35.908	315.4	1:37:27.134	27	1	4:07.587		40.415	1:32.225	1:54.947	267.1	3:12:23.496							
21	3	3:42.530	B	34.301	1:18.668	1:49.561	314.5	1:41:09.664	28	1	4:15.001		39.337	1:34.613	2:01.051	239.9	3:16:38.497							
22	3	25:04.461		...	1:32.900	1:52.252	209.2	2:06:14.125	29	1	4:04.120		38.863	1:31.631	1:53.626	278.1	3:20:42.617							
23	3	3:55.124		39.663	1:27.118	1:48.343	269.8	2:10:09.249	30	1	4:14.692		51.106	1:31.545	1:52.041	245.9	3:24:57.309							
24	3	3:52.844		38.650	1:26.464	1:47.730	288.5	2:14:02.093	31	1	4:06.338		40.277	1:32.813	1:53.248	224.9	3:29:03.647							
25	3	4:01.353	B	40.300	1:26.573	1:54.480	299.7	2:18:03.446	32	1	4:04.121		39.548	1:31.324	1:53.249	299.7	3:33:07.768							
26	3	7:40.789		4:23.321	1:26.466	1:51.002	313.6	2:25:44.235	33	1	4:00.207		40.666	1:29.558	1:50.583	300.5	3:37:07.975							
27	3	3:50.131		39.105	1:24.994	1:46.032	311.8	2:29:34.366	34	1	4:12.534	B	40.629	1:32.850	1:59.055	243.6	3:41:20.509							
28	3	4:24.660	B	53.154	1:38.609	1:52.897	302.2	2:33:59.026	35	1	7:19.387		3:53.938	1:30.808	1:54.641	258.8	3:48:39.896							
29	3	4:52.921	B	1:34.425	1:25.163	1:53.333	293.2	2:38:51.947	36	1	3:59.320		39.736	1:28.978	1:50.606	298.0	3:52:39.216							
30	1	15:56.846	B	9:26.715	3:19.796	3:10.335	92.5	2:54:48.793	37	1	4:04.941		39.057	1:29.364	1:56.520	243.1	3:56:44.157							
31	1	9:32.081		6:06.691	1:32.310	1:53.080	218.5	3:04:20.874	38	1	4:23.583	B	39.356	1:29.216	2:15.011	281.7	4:01:07.740							
32	1	4:14.864	B	40.268	1:28.856	2:05.740	232.1	3:08:35.738								13		Rebellion Racing		Rebellion R-One - AER				
33	1	9:46.705		6:24.751	1:31.205	1:50.749	231.6	3:18:22.443			1. Alexandre IMPERATORI		3. Daniel ABT		LMP1									
34	1	4:00.195		40.883	1:28.683	1:50.629	272.5	3:22:22.638			2. Dominik KRAHAMER													
35	1	4:09.235		54.666	1:25.891	1:48.678	285.4	3:26:31.873	1	3	6:24.602	B	2:13.051	1:50.968	2:20.583	196.0	6:24.602							
36	1	3:55.728		40.184	1:26.398	1:49.146	281.0	3:30:27.601	2	3	19:22.546		...	1:30.026	1:53.327	257.6	25:47.148							
37	1	3:51.147		38.010	1:25.167	1:47.970	322.9	3:34:18.748	3	3	3:53.614		37.942	1:27.229	1:48.443	322.0	29:40.762							
38	1	3:58.110		42.253	1:24.295	1:51.562	321.0	3:38:16.858	4	3	4:01.450	B	38.427	1:26.578	1:56.445	280.3	33:42.212							
39	1	4:01.315	B	43.089	1:26.280	1:51.946	268.4	3:42:18.173	5	3	14:30.793		...	1:26.380	1:46.754	316.3	48:13.005							
40	1	4:27.042		1:14.371	1:26.076	1:46.595	327.8	3:46:45.215	6	3	3:44.755		35.682	1:24.610	1:44.463	322.0	51:57.760							
41	1	3:51.717		37.845	1:25.879	1:47.993	298.8	3:50:36.932	7	3	3:43.089		34.693	1:24.073	1:44.323	322.0	55:40.849							
42	1	3:52.773		39.885	1:24.980	1:47.908	316.3	3:54:29.705	8	3	3:55.497	B	34.738	1:25.173	1:55.586	320.1	59:36.346							
43	1	3:52.390		40.691	1:24.650	1:47.049	325.8	3:58:22.095	9	3	21:21.663		...	1:26.405	1:45.980	287.7	1:20:58.009							
44	1	3:48.186		37.216	1:24.107	1:46.863	324.9	4:02:10.281	10	3	3:42.754		34.845	1:24.531	1:43.378	322.0	1:24:40.763							
									11	3	4:42.585	B	34.250	1:27.429	2:40.906	322.0	1:29:23.348							
									12	3	25:32.573	B	...	2:03.517	2:43.134	154.1	1:54:55.921							
									13	1	1:12:43.964	B	...	1:38.413	2:09.819	216.4	3:07:39.885							
									14	1	40:53.684		...	1:33.782	1:55.973	228.7	3:48:33.569							
									15	1	4:00.899		39.323	1:30.120	1:51.456	269.8	3:52:34.468							
									16	1	4:02.989		40.863	1:29.065	1:53.061	283.2	3:56:37.457							
									17	1	4:10.916		40.053	1:29.269	2:01.594	302.2	4:00:48.373							
12		Rebellion Racing		Rebellion R-One - AER																				
		1. Nicolas PROST		3. Nick HEIDFELD		LMP1																		
		2. Mathias BECHE																						
1	2	8:30.557	B	4:53.137	1:35.103	2:02.317	226.8	8:30.557								17		Porsche Team		Porsche 919 Hybrid				
2	2	16:23.876		...	1:25.079	1:41.046	288.5	24:54.433			1. Timo BERNHARD		3. Brendon HARTLEY		LMP1 - H									
3	2	3:40.430		34.036	1:23.399	1:42.995	323.9	28:34.863			2. Mark WEBBER		4. Frédéric MAKOWIECKI											
4	2	3:37.428		34.452	1:23.399	1:39.577	323.9	32:12.291	1	1	9:47.885	B	6:30.903	1:24.017	1:52.965	261.9	9:47.885							
5	2	3:32.932		33.610	1:21.553	1:37.769	323.9	35:45.223	2	1	14:03.038		...	1:20.573	1:38.836	321.0	23:50.923							
6	2	3:35.469		33.483	1:21.986	1:40.000	327.8	39:20.692	3	1	3:28.302		32.888	1:20.942	1:34.472	286.9	27:19.225							
7	2	3:32.597		33.310	1:20.880	1:38.407	326.8	42:53.289																

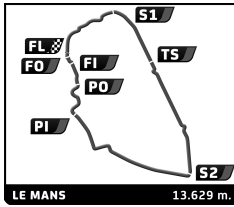


FIA WEC Official Test 24 Hours of Le Mans Test Practice 1 Sector Analysis



Personal Best Session Best B Crossing the finish line in pit lane

Lap	D	Time	Sector 1	Sector 2	Sector 3	T. Spd	Elapsed	Lap	D	Time	Sector 1	Sector 2	Sector 3	T. Spd	Elapsed							
26	4	4:01.365	37.381	1:26.543	1:57.441	302.2	2:28:03.018	11	2	3:53.030	38.052	1:24.544	1:50.434	328.8	1:44:12.578							
27	4	3:53.629	38.016	1:25.742	1:49.871	315.4	2:31:56.647	12	2	4:13.933B	37.794	1:31.262	2:04.877	204.5	1:48:26.511							
28	4	4:26.255	57.138	1:43.731	1:45.386	236.7	2:36:22.902	13	2	24:18.244	...	1:36.048	1:58.249	191.8	2:12:44.755							
29	4	3:46.201	37.253	1:25.456	1:43.492	313.6	2:40:09.103	14	2	4:29.314B	41.041	1:36.387	2:11.886	221.7	2:17:14.069							
30	4	3:58.815B	38.312	1:26.427	1:54.076	272.5	2:44:07.918	15	1	17:34.939	...	1:51.593	2:01.291	245.3	2:34:49.008							
31	3	19:17.251	...	1:31.215	1:51.554	223.5	3:03:25.169	16	1	4:17.855	45.028	1:33.246	1:59.581	297.2	2:39:06.863							
32	3	4:00.634	38.970	1:33.221	1:48.443	196.3	3:07:25.803	17	1	4:32.002B	45.219	1:34.934	2:11.849	236.2	2:43:38.865							
33	3	3:52.653	38.169	1:28.700	1:45.784	262.6	3:11:18.456	18	1	1:16:45.158	...	1:36.355	1:59.369	240.9	4:00:24.023							
34	3	3:48.022	37.080	1:26.299	1:44.643	260.7	3:15:06.478	23 Nissan Motorsports Nissan GT-R LM Nismo														
35	3	3:46.860	36.805	1:24.306	1:45.749	305.6	3:18:53.338	1.Olivier PLA 3.Max CHILTON LMP1 - H														
36	3	3:59.899	47.960	1:24.962	1:46.977	314.5	3:22:53.237	2.Jann MARDENBOROUGH														
37	3	3:58.005	44.913	1:26.302	1:46.790	299.7	3:26:51.242	1	1	4:56.143B	1:05.141	1:35.138	2:15.864	206.5	4:56.143							
38	3	3:50.145	37.792	1:23.827	1:48.526	314.5	3:30:41.387	2	1	20:40.965	...	1:29.022	1:49.585	218.5	25:37.108							
39	3	3:48.822	37.670	1:25.098	1:46.054	317.2	3:34:30.209	3	1	3:56.570	37.763	1:28.640	1:50.167	260.7	29:33.678							
40	3	3:47.119	37.554	1:23.172	1:46.393	318.2	3:38:17.328	4	1	3:56.288	39.532	1:27.144	1:49.612	258.8	33:29.966							
41	3	3:50.877	43.020	1:24.190	1:43.667	302.2	3:42:08.205	5	1	3:49.733	36.890	1:24.600	1:48.243	306.5	37:19.699							
42	3	3:46.754	36.630	1:24.698	1:45.426	308.2	3:45:54.959	6	1	3:57.659B	36.019	1:25.602	1:56.038	266.5	41:17.358							
43	3	3:48.775	39.410	1:23.910	1:45.455	322.0	3:49:43.734	7	1	21:26.994	...	1:25.333	1:48.682	283.9	1:02:44.352							
44	3	3:48.053	38.221	1:23.665	1:46.167	321.0	3:53:31.787	8	1	4:12.408B	35.718	1:24.141	2:12.549	314.5	1:06:56.760							
45	3	8:10.581B	40.177	1:33.766	5:56.638	318.2	4:01:42.368	9	1	22:01.541	...	1:25.726	1:47.551	272.5	1:28:58.301							
21 Nissan Motorsports Nissan GT-R LM Nismo								1.Tsugio MATSUDA 3.Lucas ORDOÑEZ LMP1 - H														
2.Mark SHULZHITSKIY								10								1	3:44.570	35.609	1:24.923	1:44.038	314.5	1:32:42.871
1	3	5:24.882B	1:30.824	1:39.355	2:14.703	225.8	5:24.882	11	1	3:43.383	36.281	1:23.713	1:43.389	319.1	1:36:26.254							
2	3	13:24.211B	9:35.680	1:37.648	2:10.883	237.2	18:49.093	12	1	4:00.022B	35.636	1:24.223	2:00.163	336.0	1:40:26.276							
3	3	1:18:21.289	...	1:33.519	1:51.868	224.4	1:37:10.382	13	1	21:55.661B	...	1:45.157	2:22.078	195.6	2:02:21.937							
4	3	3:51.334	37.520	1:25.445	1:48.369	299.7	1:41:01.716	14	2	17:48.538	...	1:34.392	1:55.584	219.4	2:20:10.475							
5	3	4:02.961	37.945	1:25.686	1:59.330	289.3	1:45:04.677	15	2	4:04.862	41.747	1:29.357	1:53.758	257.6	2:24:15.337							
6	3	3:53.235	37.512	1:26.687	1:49.036	297.2	1:48:57.912	26 G-Drive Racing Ligier JS P2 - Nissan														
7	3	3:55.962	40.360	1:27.993	1:47.609	257.0	1:52:53.874	1.Roman RUSINOV 3.Sam BIRD LMP2														
8	3	4:03.996B	38.203	1:25.634	2:00.159	307.3	1:56:57.870	2.Julien CANAL														
9	3	1:06:56.463	...	1:38.244	1:59.634	225.4	3:03:54.333	1	2	14:55.273B	...	1:37.272	2:05.925	249.8	14:55.273							
10	3	4:15.830	45.163	1:32.640	1:58.027	246.4	3:08:10.163	2	2	1:03:44.893	...	1:32.201	1:47.204	283.9	1:18:40.166							
11	3	4:07.826	42.484	1:31.327	1:54.015	258.8	3:12:17.989	3	2	3:51.338	35.889	1:29.133	1:46.316	295.6	1:22:31.504							
12	3	4:16.997B	41.240	1:31.936	2:03.821	291.6	3:16:34.986	4	2	3:48.007	35.338	1:28.360	1:44.309	297.2	1:26:19.511							
13	2	13:11.965	9:29.318	1:41.421	2:01.226	186.8	3:29:46.951	5	2	3:45.701	35.184	1:27.397	1:43.120	295.6	1:30:05.212							
14	2	4:13.946	42.416	1:34.558	1:56.972	218.1	3:34:00.897	6	2	4:02.510B	35.079	1:29.724	1:57.707	296.4	1:34:07.722							
15	2	4:13.992	41.235	1:32.920	1:59.837	224.0	3:38:14.889	7	1	10:50.314B	7:14.180	1:34.016	2:02.118	241.5	1:44:58.036							
16	2	4:14.013	45.736	1:31.714	1:56.563	242.6	3:42:28.902	27 SMP Racing BR01 - Nissan														
17	2	4:09.306	41.284	1:31.864	1:56.158	288.5	3:46:38.208	1.Maurizio MEDIANI 3.Nicolas MINASSIAN LMP2														
18	2	4:11.924	42.623	1:30.621	1:58.680	267.8	3:50:50.132	2.David MARKOZOV														
19	2	4:14.403	42.369	1:31.118	2:00.916	267.1	3:55:04.535	1	3	8:45.020B	4:55.343	1:43.203	2:06.474	228.2	8:45.020							
20	2	4:12.366	42.573	1:31.582	1:58.211	273.2	3:59:16.901	2	3	8:08.984B	4:32.092	1:36.029	2:00.863	261.9	16:54.004							
21	2	4:13.525	41.753	1:30.649	2:01.123	276.0	4:03:30.426	3	3	13:11.817B	9:35.557	1:34.052	2:02.208	260.7	30:05.821							
22 Nissan Motorsports Nissan GT-R LM Nismo								5								3	4:08.180B	35.483	1:29.225	2:03.472	293.2	1:07:00.173
1.Harry TINCKNELL 3.Alex BUNCOMBE LMP1 - H								6								3	28:57.466	...	1:30.129	1:46.619	291.6	1:35:57.639
2.Michael KRUMM								7								3	3:48.960	35.547	1:28.676	1:44.737	296.4	1:39:46.599
1	2	4:54.138B	1:01.556	1:36.360	2:16.222	222.1	4:54.138	8	3	3:52.140	36.747	1:27.664	1:47.729	294.8	1:43:38.739							
2	2	11:18.426	7:57.620	1:29.177	1:51.629	297.2	16:12.564	9	3	4:14.088B	37.551	1:30.202	2:06.335	287.7	1:47:52.827							
3	2	3:53.821	38.345	1:26.579	1:48.897	297.2	20:06.385	10	2	10:02.355	6:26.283	1:38.279	1:57.793	232.1	1:57:55.182							
4	2	3:51.581	38.023	1:25.294	1:48.264	310.0	23:57.966	11	2	5:06.686B	48.345	1:48.440	2:29.901	204.1	2:03:01.868							
5	2	3:55.827	37.960	1:29.046	1:48.821	306.5	27:53.793	12	2	25:48.453	...	1:43.052	2:03.975	240.9	2:28:50.321							
6	2	4:12.383B	40.871	1:29.093	2:02.419	278.1	32:06.176	13	2	4:57.368	1:01.739	1:55.080	2:00.549	255.1	2:33:47.689							
7	2	40:43.352B	...	4:35.645	2:14.244	128.2	1:12:49.528	14	2	4:16.602	41.858	1:36.881	1:57.863	271.1	2:38:04.291							
8	2	19:51.273	...	1:28.931	1:45.458	257.0	1:32:40.801	15	2	4:21.091	44.169	1:36.466	2:00.456	281.0	2:42:25.382							
9	2	3:48.835	37.871	1:26.584	1:44.380	271.8	1:36:29.636	16	2	4:13.486	41.141	1:35.215	1:57.130	287.7	2:46:38.868							
10	2	3:49.912	37.391	1:24.134	1:48.387	333.9	1:40:19.548	17	2	7:45.823B	41.802	2:54.315	4:09.706	164.2	2:54:24.691							



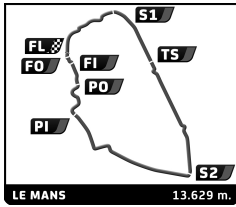
FIA WEC Official Test 24 Hours of Le Mans Test Practice 1

Sector Analysis



Personal Best Session Best B Crossing the finish line in pit lane

Lap	D	Time	Sector 1	Sector 2	Sector 3	T. Spd	Elapsed	Lap	D	Time	Sector 1	Sector 2	Sector 3	T. Spd	Elapsed
18	2	12:47.962	9:05.620	1:40.482	2:01.860	216.8	3:07:12.653	12	1	35:00.396	...	1:36.000	1:56.778	283.2	2:26:44.149
19	2	4:18.342	42.543	1:37.964	1:57.835	235.2	3:11:30.995	13	1	4:27.452B	41.030	1:35.434	2:10.988	279.5	2:31:11.601
20	2	4:25.440B	40.655	1:34.844	2:09.941	289.3	3:15:56.435	14	1	12:24.963B	8:42.899	1:35.569	2:06.495	286.2	2:43:36.564
21	2	6:39.593	3:06.486	1:35.985	1:57.122	247.0	3:22:36.028	15	3	11:13.903B	4:42.860	3:19.956	3:11.087	94.2	2:54:50.467
22	2	4:27.167	52.695	1:35.165	1:59.307	290.8	3:27:03.195	16	3	10:03.909	5:59.337	1:39.296	2:25.276	224.9	3:04:54.376
23	2	4:23.289B	39.875	1:33.806	2:09.608	286.9	3:31:26.484	17	3	4:27.456	44.331	1:38.575	2:04.550	247.6	3:09:21.832
24	1	8:30.937	4:42.207	1:41.923	2:06.807	207.2	3:39:57.421	18	3	4:18.379	41.965	1:36.758	1:59.656	265.1	3:13:40.211
25	1	4:22.845	43.470	1:38.363	2:01.012	232.6	3:44:20.266	19	3	4:29.106B	42.638	1:37.741	2:08.727	261.3	3:18:09.317
26	1	4:19.248	41.609	1:38.075	1:59.564	251.0	3:48:39.514	20	2	11:20.632	7:30.190	1:43.478	2:06.964	232.6	3:29:29.949
27	1	4:17.965	43.150	1:36.466	1:58.349	264.5	3:52:57.479	21	2	4:25.523	44.077	1:38.002	2:03.444	266.5	3:33:55.472
28	1	4:15.406	40.477	1:36.637	1:58.292	276.7	3:57:12.885	22	2	4:24.718	42.613	1:37.605	2:04.500	286.2	3:38:20.190
29	1	4:14.612	40.578	1:35.232	1:58.802	282.5	4:01:27.497	23	2	4:22.602	43.720	1:36.832	2:02.050	287.7	3:42:42.792
28 G-Drive Racing Ligier JS P2 - Nissan 1. Gustavo YACAMAN 3. Ricardo GONZALEZ LMP2 2. Luis Felipe DERANI								30 Extreme Speed Motorsports Ligier JS P2 - HPD 1. Scott SHARP 3. David HEINEMEIER HANSSON LMP2 2. Ryan DALZIEL							
1	2	5:57.663B	2:01.583	1:45.118	2:10.962	205.7	5:57.663	1	1	6:17.127B	2:20.081	1:41.463	2:15.583	192.1	6:17.127
2	2	11:05.258	7:40.456	1:31.997	1:52.805	290.8	17:02.921	2	1	8:02.727	4:40.042	1:32.030	1:50.655	288.5	14:19.854
3	2	3:52.044	36.255	1:29.110	1:46.679	294.0	20:54.965	3	1	4:02.787B	36.600	1:29.403	1:56.784	290.8	18:22.641
4	2	3:50.092	35.041	1:27.763	1:47.288	295.6	24:45.057	4	1	5:21.424	2:03.182	1:30.049	1:48.193	291.6	23:44.065
5	2	3:49.305	34.922	1:27.344	1:47.039	291.6	28:34.362	5	1	3:52.221	36.037	1:29.755	1:46.429	293.2	27:36.286
6	2	4:00.496B	35.577	1:30.297	1:54.622	290.0	32:34.858	6	1	3:53.594	36.425	1:31.039	1:46.130	283.9	31:29.880
7	2	16:27.241	...	1:28.822	1:45.114	291.6	49:02.099	7	1	3:56.455B	35.492	1:28.417	1:52.546	291.6	35:26.335
8	2	3:47.975	34.982	1:27.972	1:45.021	292.4	52:50.074	8	1	15:11.400	...	1:29.597	1:49.786	288.5	50:37.735
9	2	3:53.428B	34.531	1:26.920	1:51.977	295.6	56:43.502	9	1	3:50.366	35.260	1:30.012	1:45.094	293.2	54:28.101
10	2	6:30.336	3:17.058	1:28.651	1:44.627	288.5	1:03:13.838	10	1	3:49.096	35.155	1:28.196	1:45.745	288.5	58:17.197
11	2	5:02.614B	35.996	1:32.322	2:54.296	293.2	1:08:16.452	11	1	3:48.711	34.967	1:28.127	1:45.617	289.3	1:02:05.908
12	1	10:38.496	7:14.308	1:33.599	1:50.589	290.8	1:18:54.948	12	1	4:25.474B	35.008	1:28.303	2:22.163	290.8	1:06:31.382
13	1	3:59.333	39.084	1:31.323	1:48.926	294.0	1:22:54.281	13	1	12:24.648	9:07.304	1:30.249	1:47.095	286.9	1:18:56.030
14	1	3:53.182	37.701	1:30.907	1:44.574	294.8	1:26:47.463	14	1	3:52.330	36.246	1:28.483	1:47.601	290.0	1:22:48.360
15	1	3:50.888	36.017	1:29.067	1:45.804	295.6	1:30:38.351	15	1	3:49.955	35.665	1:27.899	1:46.391	292.4	1:26:38.315
16	1	3:58.408B	36.129	1:29.562	1:52.717	294.8	1:34:36.759	16	1	3:49.126	35.176	1:28.787	1:45.163	290.0	1:30:27.441
17	1	9:04.343B	5:28.185	1:31.529	2:04.629	283.2	1:43:41.102	17	1	3:47.981	35.839	1:27.553	1:44.589	291.6	1:34:15.422
18	1	7:15.990	3:54.018	1:33.899	1:48.073	260.7	1:50:57.092	18	1	3:57.867B	37.893	1:28.139	1:51.835	292.4	1:38:13.289
19	1	3:58.680	39.977	1:30.508	1:48.195	291.6	1:54:55.772	19	2	16:55.932	...	1:34.770	1:56.416	262.6	1:55:09.221
20	1	4:05.008	38.479	1:30.565	1:55.964	290.8	1:59:00.780	20	2	4:22.006	39.877	1:31.997	2:10.132	286.9	1:59:31.227
21	1	4:44.518	1:04.846	1:38.808	2:00.864	234.2	2:03:45.298	21	2	5:14.839B	1:09.220	1:48.709	2:16.910	202.2	2:04:46.066
22	1	4:47.819B	1:04.689	1:37.247	2:05.883	236.7	2:08:33.117	31 Extreme Speed Motorsports Ligier JS P2 - HPD 1. Ed BROWN 3. Jonathon FOGARTY LMP2 2. Johannes VAN OVERBEEK							
23	3	8:16.636	4:34.934	1:40.009	2:01.693	264.5	2:16:49.753	1	3	13:42.378B	9:53.237	1:39.275	2:09.866	243.1	13:42.378
24	3	4:22.394	43.099	1:38.140	2:01.155	244.8	2:21:12.147	2	3	11:40.666	8:12.488	1:35.131	1:53.047	247.6	25:23.044
25	3	4:25.950	43.602	1:40.159	2:02.189	221.2	2:25:38.097	3	3	3:58.246	38.372	1:29.980	1:49.894	287.7	29:21.290
26	3	4:19.931	42.817	1:38.037	1:59.077	242.0	2:29:58.028	4	3	3:57.354	36.407	1:31.070	1:49.877	257.0	33:18.644
27	3	4:59.509	1:01.576	1:59.338	1:58.595	269.8	2:34:57.537	5	3	3:52.498	36.066	1:29.181	1:47.251	296.4	37:11.142
28	3	4:24.827B	42.402	1:39.057	2:03.368	220.8	2:39:22.364	6	3	3:59.164B	36.074	1:28.614	1:54.476	294.8	41:10.306
29 Pegasus Racing Morgan - Nissan 1. Léo ROUSSEL 3. Ho-Pin TUNG LMP2 2. David CHENG								7	3	7:08.856	3:53.448	1:29.390	1:46.018	290.8	48:19.162
1	2	39:51.011	...	1:39.294	2:02.306	284.7	39:51.011	8	3	3:51.342	35.476	1:28.598	1:47.268	291.6	52:10.504
2	2	4:09.971	41.857	1:35.230	1:52.884	260.7	44:00.982	9	3	3:49.697	35.437	1:28.184	1:46.076	291.6	56:00.201
3	2	4:04.645	39.251	1:32.459	1:52.935	287.7	48:05.627	10	3	3:49.737	35.202	1:27.610	1:46.925	293.2	59:49.938
4	2	4:10.060B	38.835	1:31.786	1:59.439	297.2	52:15.687	11	3	3:56.542B	35.430	1:27.586	1:53.526	293.2	1:03:46.480
5	3	9:00.444	5:34.778	1:32.286	1:53.380	298.8	1:01:16.131	12	1	21:17.927	...	1:40.400	1:58.837	253.3	1:25:04.407
6	3	4:06.621B	37.090	1:29.425	2:00.106	300.5	1:05:22.752	13	1	4:09.605	40.071	1:34.166	1:55.368	287.7	1:29:14.012
7	3	18:08.166	...	1:32.013	1:48.955	290.0	1:23:30.918	14	1	4:05.960	38.660	1:33.476	1:53.824	287.7	1:33:19.972
8	3	3:49.461	35.897	1:28.604	1:44.960	294.8	1:27:20.379								
9	3	3:59.059B	35.606	1:28.230	1:55.223	294.0	1:31:19.438								
10	1	16:10.215	...	1:32.959	1:53.146	251.0	1:47:29.653								
11	1	4:14.100B	37.758	1:33.356	2:02.986	253.3	1:51:43.753								



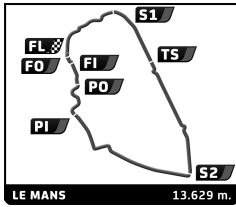
FIA WEC Official Test 24 Hours of Le Mans Test Practice 1

Sector Analysis



■ Personal Best ■ Session Best ■ Crossing the finish line in pit lane

Lap	D	Time	Sector 1	Sector 2	Sector 3	T. Spd	Elapsed	Lap	D	Time	Sector 1	Sector 2	Sector 3	T. Spd	Elapsed
25	3	5:00.315B	49.161	1:37.158	2:33.996	266.5	2:01:58.667	16	1	3:45.376	35.133	1:27.675	1:42.568	290.0	1:27:43.283
26	1	37:37.432	...	1:41.808	2:02.836	196.7	2:39:36.099	17	1	3:48.598	36.202	1:27.887	1:44.509	290.8	1:31:31.881
27	1	4:18.977	41.882	1:36.755	2:00.340	279.5	2:43:55.076	18	1	3:48.157	35.199	1:27.601	1:45.357	292.4	1:35:20.038
28	1	5:14.580B	42.439	2:02.741	2:29.400	229.2	2:49:09.656	19	1	3:49.394	34.979	1:27.034	1:47.381	290.8	1:39:09.432
29	1	16:40.391	...	1:38.335	2:02.303	254.5	3:05:50.047	20	1	4:04.432B	36.311	1:29.894	1:58.227	294.0	1:43:13.864
30	1	4:19.232	41.839	1:36.321	2:01.072	282.5	3:10:09.279	21	3	39:39.082	...	1:45.933	2:06.281	211.3	2:22:52.946
31	1	4:18.331	42.600	1:35.995	1:59.736	286.9	3:14:27.610	22	3	4:28.402	43.017	1:41.121	2:04.264	203.0	2:27:21.348
32	1	4:18.457	42.152	1:38.379	1:57.926	259.4	3:18:46.067	23	3	4:29.503	44.521	1:40.585	2:04.397	214.2	2:31:50.851
33	1	4:32.636	56.908	1:35.941	1:59.787	277.4	3:23:18.703	24	3	4:58.065	59.784	1:56.025	2:02.256	187.5	2:36:48.916
34	1	4:37.113	57.842	1:38.320	2:00.951	244.8	3:27:55.816	25	3	4:24.265	42.507	1:37.610	2:04.148	284.7	2:41:13.181
35	1	4:16.330	41.634	1:34.692	2:00.004	289.3	3:32:12.146	26	3	4:21.729	43.266	1:36.989	2:01.474	253.3	2:45:34.910
36	1	4:30.724B	42.903	1:36.203	2:11.618	274.6	3:36:42.870	27	3	5:04.653B	42.429	1:41.178	2:41.046	278.1	2:50:39.563
37	1	6:24.941	2:49.987	1:37.492	1:57.462	230.2	3:43:07.811	28	3	12:40.143	8:57.666	1:39.407	2:03.070	248.7	3:03:19.706
38	1	4:13.082	41.813	1:34.516	1:56.753	290.8	3:47:20.893	29	3	4:21.476	42.553	1:36.833	2:02.090	227.7	3:07:41.182
39	1	4:10.908	41.904	1:33.121	1:55.883	291.6	3:51:31.801	30	3	4:17.477	42.165	1:35.096	2:00.216	286.9	3:11:58.659
40	1	4:15.664	42.559	1:34.117	1:58.988	290.0	3:55:47.465	31	3	4:26.988B	42.184	1:38.186	2:06.618	220.8	3:16:25.647
41	1	4:32.812B	41.918	1:33.914	2:16.980	290.0	4:00:20.277	32	2	12:20.961	8:40.860	1:39.435	2:00.666	236.2	3:28:46.608
37		SMP Racing					BR01 - Nissan								
		1. Mikhail ALESHIN					LMP2								
		2. Kirill LADYGIN					3. Anton LADYGIN								
1	1	6:50.819B	2:36.894	1:58.330	2:15.595	180.6	6:50.819	32	2	4:19.716	42.771	1:36.135	2:00.810	273.2	3:33:06.324
2	1	6:21.632	2:47.970	1:35.954	1:57.708	245.3	13:12.451	34	2	4:17.548	43.068	1:34.858	1:59.622	287.7	3:37:23.872
3	1	4:05.608	39.488	1:32.664	1:53.456	285.4	17:18.059	35	2	4:17.024	42.288	1:34.600	2:00.136	288.5	3:41:40.896
4	1	4:01.459	38.127	1:31.148	1:52.184	293.2	21:19.518	36	2	4:16.081	41.965	1:34.959	1:59.157	290.0	3:45:56.977
5	1	3:59.947	37.293	1:31.929	1:50.725	266.5	25:19.465	37	2	4:24.713B	42.596	1:35.601	2:06.516	249.8	3:50:21.690
6	1	3:58.448	38.503	1:29.930	1:50.015	295.6	29:17.913	38	1	6:22.621	2:38.721	1:39.241	2:04.659	252.8	3:56:44.311
7	1	3:55.352	36.539	1:30.972	1:47.841	271.8	33:13.265	39	1	4:32.963	44.722	1:40.872	2:07.369	246.4	4:01:17.274
8	1	3:52.849	36.289	1:29.949	1:46.611	295.6	37:06.114								
9	1	3:53.279	38.060	1:28.357	1:46.862	294.8	40:59.393								
10	1	3:52.613	35.361	1:27.816	1:49.436	294.0	44:52.006								
11	1	4:01.831B	34.949	1:30.320	1:56.562	295.6	48:53.837								
12	2	2:39:44.877B	...	2:11.046	2:43.154	208.0	3:28:38.714								
13	2	8:44.406	5:03.789	1:38.136	2:02.481	235.7	3:37:23.120								
14	2	4:15.293	41.079	1:35.670	1:58.544	281.7	3:41:38.413								
15	2	4:13.941	41.025	1:35.389	1:57.527	286.9	3:45:52.354								
16	2	4:18.330	43.989	1:35.072	1:59.269	263.9	3:50:10.684								
17	2	4:17.636	42.983	1:35.314	1:59.339	289.3	3:54:28.320								
18	2	4:15.829	41.604	1:35.214	1:59.011	290.8	3:58:44.149								
19	2	4:18.607	42.465	1:36.552	1:59.590	231.6	4:03:02.756								
40		Krohn Racing					Ligier JS P2 - Judd								
		1. Tracy KROHN					LMP2								
		2. Nick JÖNSSON													
1	2	6:28.039B	2:21.954	1:46.389	2:19.696	184.3	6:28.039	33	2	4:19.716	42.771	1:36.135	2:00.810	273.2	3:33:06.324
2	2	6:53.189	3:29.375	1:32.950	1:50.864	271.8	13:21.228	34	2	4:17.548	43.068	1:34.858	1:59.622	287.7	3:37:23.872
3	2	3:58.021	37.110	1:32.023	1:48.888	208.0	17:19.249	35	2	4:17.024	42.288	1:34.600	2:00.136	288.5	3:41:40.896
4	2	4:07.966B	37.450	1:31.094	1:59.422	295.6	21:27.215	36	2	4:16.081	41.965	1:34.959	1:59.157	290.0	3:45:56.977
5	2	7:53.306	4:33.052	1:29.870	1:50.384	294.0	29:20.521	37	2	4:24.713B	42.596	1:35.601	2:06.516	249.8	3:50:21.690
6	2	3:54.143	36.651	1:30.516	1:46.976	296.4	33:14.664	38	1	6:22.621	2:38.721	1:39.241	2:04.659	252.8	3:56:44.311
7	2	4:00.003B	36.031	1:29.330	1:54.642	297.2	37:14.667	39	1	4:32.963	44.722	1:40.872	2:07.369	246.4	4:01:17.274
8	2	15:29.858	...	1:29.907	1:48.169	294.8	52:44.525								
9	2	3:51.257	36.205	1:29.144	1:45.908	293.2	56:35.782								
10	2	4:36.283B	35.476	1:48.787	2:12.020	199.6	1:01:12.065								
11	1	16:59.789	...	1:32.274	1:52.082	271.1	1:18:11.854								
12	1	5:09.740B	37.707	1:47.431	2:44.602	239.9	1:23:21.594								
13	1	29:58.971	...	1:39.338	1:58.242	209.2	1:53:20.565								
14	1	4:18.494	41.956	1:35.315	2:01.223	289.3	1:57:39.059								
15	1	4:32.560	42.838	1:39.027	2:10.695	251.0	2:02:11.619								
16	1	4:42.945	58.888	1:39.110	2:04.947	283.9	2:06:54.564								
17	1	4:24.813	43.332	1:38.073	2:03.408	290.0	2:11:19.377								
18	1	4:42.589B	47.909	1:40.101	2:14.579	286.2	2:16:01.966								
19	1	10:57.084	7:01.967	1:43.925	2:11.192	243.6	2:26:59.050								
20	1	4:34.094	44.245	1:40.052	2:09.797	285.4	2:31:33.144								
21	1	5:02.797	59.032	1:56.201	2:07.564	280.3	2:36:35.941								
22	1	4:37.509	44.159	1:40.689	2:12.661	283.2	2:41:13.450								
23	1	4:40.531	46.989	1:42.897	2:10.645	285.4	2:45:53.981								
24	1	5:24.712B	51.438	1:44.005	2:49.269	287.7	2:51:18.693								
25	1	12:25.402	8:38.051	1:41.172	2:06.179	271.1	3:03:44.095								
26	1	4:31.611	43.259	1:41.066	2:07.286	287.7	3:08:15.706								
27	1	4:28.070	43.888	1:40.490	2:03.692	268.4	3:12:43.776								
28	1	4:30.881	43.693	1:43.052	2:04.136	272.5	3:17:14.657								
29	1	4:29.798	44.402	1:38.463	2:06.933	290.0	3:21:44.455								
30	1	4:30.311	47.741	1:38.763	2:03.807	289.3	3:26:14.766								
38		JOTA Sport					Gibson 015S - Nissan								
		1. Simon DOLAN					LMP2								
		2. Mitch EVANS					3. Oliver TURVEY								
1	2	8:59.983B	5:05.064	1:40.417	2:14.502	263.9	8:59.983								
2	2	6:54.578	3:30.686	1:32.513	1:51.379	284.7	15:54.561								
3	2	3:53.887	36.071	1:29.897	1:47.919	294.0	19:48.448								
4	2	3:51.126	35.505	1:29.406	1:46.215	292.4	23:39.574								
5	2	3:48.001	35.334	1:27.959	1:44.708	291.6	27:27.575								
6	2	3:48.252	35.537	1:28.929	1:43.786	292.4	31:15.827								
7	2	3:47.793	34.869	1:27.384	1:45.540	292.4	35:03.620								
8	2	3:44.367	34.847	1:26.608	1:42.912	293.2	38:47.987								
9	2	3:44.934	34.782	1:26.910	1:43.242	293.2	42:32.921								
10	2	3:45.211	34.432	1:26.083	1:44.696	294.8	46:18.132								
11	2	3:42.547	34.460	1:25.967	1:42.120										



FIA WEC Official Test 24 Hours of Le Mans Test Practice 1 Sector Analysis



■ Personal Best ■ Session Best B Crossing the finish line in pit lane

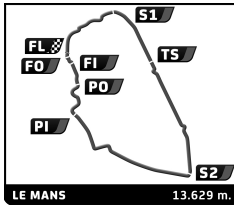
Lap	D	Time	Sector 1	Sector 2	Sector 3	T. Spd	Elapsed	Lap	D	Time	Sector 1	Sector 2	Sector 3	T. Spd	Elapsed
31	1	4:27.298	43.363	1:38.526	2:05.409	291.6	3:30:42.064	4	3	4:05.734B	37.278	1:32.987	1:55.469	280.3	31:27.041
32	1	4:35.289B	43.683	1:38.196	2:13.410	293.2	3:35:17.353	5	3	17:07.214	...	1:29.722	1:44.612	287.7	48:34.255
33	2	9:19.144	5:29.787	1:42.485	2:06.872	213.8	3:44:36.497	6	3	3:49.324	35.303	1:29.286	1:44.735	291.6	52:23.579
34	2	4:30.089	44.470	1:39.904	2:05.715	263.2	3:49:06.586	7	3	3:46.994	34.985	1:27.793	1:44.216	290.8	56:10.573
35	2	4:24.264	43.680	1:37.424	2:03.160	263.2	3:53:30.850	8	3	3:47.471	36.703	1:27.666	1:43.102	293.2	59:58.044
36	2	4:22.491	43.308	1:37.074	2:02.109	281.7	3:57:53.341	9	3	3:46.984	34.946	1:28.187	1:43.851	293.2	1:03:45.028
37	2	4:19.266	42.615	1:36.843	1:59.808	271.1	4:02:12.607	10	3	4:40.888B	35.108	1:37.973	2:27.807	255.1	1:08:25.916
								11	3	13:06.588	9:51.623	1:28.407	1:46.558	290.0	1:21:32.504
								12	3	3:44.848	34.628	1:26.693	1:43.527	294.0	1:25:17.352
								13	3	3:44.427	35.532	1:26.667	1:42.228	293.2	1:29:01.779
								14	3	3:43.833	34.806	1:26.612	1:42.415	291.6	1:32:45.612
								15	3	3:50.180B	34.668	1:26.415	1:49.097	293.2	1:36:35.792
								16	2	38:24.131	...	1:43.055	2:05.253	200.0	2:14:59.923
								17	2	4:45.007B	46.426	1:43.387	2:15.194	193.9	2:19:44.930
								18	2	12:05.605	8:19.176	1:41.407	2:05.022	235.2	2:31:50.535
								19	2	4:52.665	57.618	1:51.607	2:03.440	236.7	2:36:43.200
								20	2	4:28.807	43.855	1:38.584	2:06.368	266.5	2:41:12.007
								21	2	4:22.470	42.957	1:37.350	2:02.163	277.4	2:45:34.477
								22	2	5:19.703B	42.385	1:43.607	2:53.711	216.4	2:50:54.180
								23	2	16:26.621	...	1:43.926	2:03.692	190.1	3:07:20.801
								24	2	4:24.171	43.478	1:39.097	2:01.596	231.2	3:11:44.972
								25	2	4:19.564	42.826	1:35.972	2:00.766	281.7	3:16:04.536
								26	2	4:19.667	43.587	1:36.729	1:59.351	267.1	3:20:24.203
								27	2	4:25.519	51.128	1:35.605	1:58.786	287.7	3:24:49.722
								28	2	4:19.076	43.941	1:35.860	1:59.275	287.7	3:29:08.798
								29	2	4:27.043B	41.504	1:36.377	2:09.162	290.0	3:33:35.841

41 Greaves Motorsport		Gibson 015S - Nissan					
1. Gary HIRSCH		3. Jon LANCASTER		LMP2			
2. Bjorn WIRDHEIM		4. Gaetan PALETOU					
1	2	5:10.384	1:33.945	1:37.967	1:58.472	237.8	5:10.384
2	2	3:58.642	37.546	1:30.511	1:50.585	290.8	9:09.026
3	2	3:56.582	36.105	1:30.213	1:50.264	292.4	13:05.608
4	2	3:54.523	36.098	1:29.164	1:49.261	292.4	17:00.131
5	2	3:52.017	36.275	1:29.460	1:46.282	288.5	20:52.148
6	2	3:52.190	35.232	1:27.979	1:48.979	294.0	24:44.338
7	2	3:49.013	34.954	1:27.441	1:46.618	294.0	28:33.351
8	2	3:48.730	34.821	1:29.030	1:44.879	296.4	32:22.081
9	2	3:49.430	35.750	1:28.052	1:45.628	295.6	36:11.511
10	2	3:45.374	34.656	1:26.954	1:43.764	294.0	39:56.885
11	2	4:01.852B	37.088	1:30.466	1:54.298	257.6	43:58.737
12	3	7:32.629	4:16.063	1:31.008	1:45.558	289.3	51:31.366
13	3	3:47.258	34.873	1:28.097	1:44.288	290.0	55:18.624
14	3	3:47.383	35.224	1:27.986	1:44.173	297.2	59:06.007
15	3	3:48.610	36.465	1:29.378	1:42.767	294.8	1:02:54.617
16	3	4:06.603B	34.543	1:28.100	2:03.960	292.4	1:07:01.220
17	3	11:35.837	8:16.442	1:32.832	1:46.563	286.9	1:18:37.057
18	3	3:49.098	35.232	1:29.155	1:44.711	291.6	1:22:26.155
19	3	3:44.380	34.922	1:27.903	1:41.555	290.0	1:26:10.535
20	3	3:46.368	34.657	1:29.975	1:41.736	294.8	1:29:56.903
21	3	3:44.548	36.424	1:27.250	1:40.874	290.8	1:33:41.451
22	3	3:53.762B	34.130	1:26.177	1:53.455	292.4	1:37:35.213
23	4	20:17.803	...	1:36.926	1:57.586	220.8	1:57:53.016
24	4	4:53.788B	46.965	1:45.882	2:20.941	184.6	2:02:46.804
25	4	6:36.685	2:37.994	1:47.929	2:10.762	199.2	2:09:23.489
26	4	4:34.700	44.997	1:43.617	2:06.086	206.1	2:13:58.189
27	4	4:31.338	44.540	1:40.993	2:05.805	233.7	2:18:29.527
28	4	4:26.222	43.500	1:38.881	2:03.841	248.1	2:22:55.749
29	4	4:26.837	43.139	1:38.982	2:04.716	249.3	2:27:22.586
30	4	4:29.954	44.408	1:41.189	2:04.357	230.2	2:31:52.540
31	4	4:58.544	59.484	1:55.331	2:03.729	195.6	2:36:51.084
32	4	4:24.485	42.759	1:39.355	2:02.371	256.4	2:41:15.569
33	4	4:22.468	42.567	1:38.093	2:01.808	249.3	2:45:38.037
34	4	5:18.685B	43.212	1:42.649	2:52.824	276.0	2:50:56.722
35	1	17:38.884	...	1:41.244	2:03.530	190.1	3:08:35.606
36	1	4:28.472	45.729	1:42.216	2:00.527	225.8	3:13:04.078
37	1	4:24.005	43.538	1:39.277	2:01.190	229.2	3:17:28.083
38	1	4:23.644	42.862	1:38.014	2:02.768	235.2	3:21:51.727
39	1	4:33.572	54.397	1:38.581	2:00.594	238.3	3:26:25.299
40	1	4:26.719	42.887	1:36.030	2:07.802	271.8	3:30:52.018
41	1	4:30.109B	42.971	1:37.454	2:09.684	235.7	3:35:22.127

42 Strakka Racing		Strakka Dome S103 - Nissan					
1. Nick LEVENTIS		3. Jonny KANE		LMP2			
2. Danny WATTS							
1	3	6:16.209	2:31.933	1:40.205	2:04.071	228.7	6:16.209
2	3	4:12.215B	37.608	1:32.565	2:02.042	284.7	10:28.424
3	3	16:52.883	...	1:31.522	1:48.519	288.5	27:21.307

43 Team Sard Morand		Morgan Evo - SARD					
1. Pierre RAGUES		3. Zoel AMBERG		LMP2			
2. Oliver WEBB							
1	2	6:31.366B	2:09.275	1:56.455	2:25.636	185.9	6:31.366
2	2	7:57.793	4:27.190	1:35.320	1:55.283	281.0	14:29.159
3	2	4:04.620	37.857	1:32.435	1:54.328	298.0	18:33.779
4	2	4:10.218B	36.413	1:32.960	2:00.845	301.3	22:43.997
5	2	10:07.675	6:43.852	1:34.411	1:49.412	277.4	32:51.672
6	2	3:51.163	1:48.263	301.3	36:42.835
7	2	3:58.185B	35.149	1:27.735	1:55.301	303.0	40:41.020
8	3	8:58.608	5:24.834	1:37.505	1:56.269	263.9	49:39.628
9	3	4:00.333	39.601	1:30.629	1:50.103	296.4	53:39.961
10	3	3:53.376	37.154	1:28.579	1:47.643	298.8	57:33.337
11	3	3:53.917	36.188	1:27.985	1:49.744	298.8	1:01:27.254
12	3	4:06.650B	36.470	1:27.923	2:02.257	308.2	1:05:33.904
13	3	13:34.490	...	1:30.810	1:49.156	294.8	1:19:08.394
14	3	3:51.865	35.874	1:27.212	1:48.779	300.5	1:23:00.259
15	3	3:49.312	36.530	1:27.748	1:45.034	300.5	1:26:49.571
16	3	3:51.285	1:47.867	299.7	1:30:40.856
17	3	4:00.354B	36.983	1:27.662	1:55.709	302.2	1:34:41.210
18	1	35:38.491	...	1:45.069	2:05.865	191.5	2:10:19.701
19	1	4:36.749B	2:10.564	235.2	2:14:56.450
20	1	16:01.375B	...	1:40.484	2:09.725	226.3	2:30:57.825
21	1	13:37.959	9:56.673	1:37.818	2:03.468	251.0	2:44:35.784
22	1	4:47.313B	44.316	1:37.938	2:25.059	252.2	2:49:23.097
23	2	14:08.120	...	1:51.929	2:14.095	206.1	3:03:31.217
24	2	4:57.110B	49.316	1:47.698	2:20.096	223.1	3:08:28.327
25	2	10:28.986B	6:26.486	1:46.779	2:15.721	196.0	3:18:57.313

44 Ibanez Racing		Oreca 03R - Nissan			
1. Yutaka YAMAGISHI		3. José IBANEZ		LMP2	
2. Pierre PERRET		4. Stéphane RAFFIN			



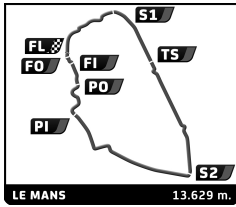
FIA WEC Official Test 24 Hours of Le Mans Test Practice 1

Sector Analysis



Personal Best Session Best B Crossing the finish line in pit lane

Lap	D	Time	Sector 1	Sector 2	Sector 3	T. Spd	Elapsed	Lap	D	Time	Sector 1	Sector 2	Sector 3	T. Spd	Elapsed
1	3	5:09.443	1:26.912	1:39.542	2:02.989	239.9	5:09.443	46 Thiriet By Tds Racing 1.Pierre THIRIET 2.Tristan GOMMENDY 3.Ludovic BADEY Oreca 05 - Nissan LMP2							
2	3	4:08.341	39.882	1:33.497	1:54.962	273.9	9:17.784								
3	3	4:03.925	38.062	1:34.087	1:51.776	276.0	13:21.709								
4	3	4:11.342 B	37.861	1:33.407	2:00.074	252.2	17:33.051								
5	2	16:55.998 B	...	4:14.530	2:31.270	281.7	34:29.049								
6	2	10:28.787	6:38.277	1:39.398	2:11.112	219.0	44:57.836								
7	2	4:38.631	41.620	1:46.072	2:10.939	263.2	49:36.467								
8	2	4:25.128	42.842	1:38.000	2:04.286	258.2	54:01.595								
9	2	4:24.213	41.288	1:36.207	2:06.718	269.1	58:25.808								
10	2	4:18.238	41.405	1:36.227	2:00.606	258.8	1:02:44.046								
11	2	6:11.947 B	40.041	1:45.822	3:46.084	283.2	1:08:55.993								
12	2	21:27.477	...	1:38.929	1:59.736	258.2	1:30:23.470								
13	2	4:15.913	40.547	1:34.239	2:01.127	266.5	1:34:39.383								
14	2	4:12.000	39.417	1:34.582	1:58.001	280.3	1:38:51.383								
15	2	4:15.598	39.824	1:33.243	2:02.531	275.3	1:43:06.981								
16	2	4:37.961	45.024	1:43.609	2:09.328	205.7	1:47:44.942								
17	2	4:50.030 B	47.027	1:48.203	2:14.800	172.3	1:52:34.972								
18	1	52:59.291	...	1:57.914	2:18.798	175.9	2:45:34.263								
19	1	5:28.129 B	49.361	1:58.112	2:40.656	208.0	2:51:02.392								
20	1	15:17.216	...	1:47.504	2:13.261	180.9	3:06:19.608								
21	1	4:44.331	47.001	1:44.924	2:12.406	210.5	3:11:03.939								
22	1	4:40.429	45.565	1:45.125	2:09.739	218.5	3:15:44.368								
23	1	4:31.371	43.580	1:41.422	2:06.369	240.4	3:20:15.739								
24	1	4:32.289	45.130	1:40.705	2:06.454	235.7	3:24:48.028								
25	1	4:36.814	46.589	1:40.173	2:10.052	247.0	3:29:24.842								
26	1	4:30.376	43.977	1:40.463	2:05.936	241.5	3:33:55.218								
27	1	4:37.882 B	45.243	1:39.547	2:13.092	222.1	3:38:33.100								
28	4	12:24.946	8:12.230	1:53.599	2:19.117	194.2	3:50:58.046								
29	4	4:59.367	49.088	1:49.701	2:20.578	222.6	3:55:57.413								
30	4	5:11.409	49.405	1:55.355	2:26.649	228.2	4:01:08.822								
45 Ibanez Racing 1.Pierre PERRET 2.Ivan BELLAROSA 3.José IBANEZ Oreca 03R - Nissan LMP2															
1	2	6:22.658	2:26.555	1:42.991	2:13.112	207.2	6:22.658								
2	2	4:38.867 B	39.938	1:36.765	2:22.164	288.5	11:01.525								
3	2	7:53.494	4:22.385	1:33.495	1:57.614	285.4	18:55.019								
4	2	4:08.738	38.750	1:35.846	1:54.142	284.7	23:03.757								
5	2	4:07.011	37.320	1:35.353	1:54.338	267.1	27:10.768								
6	2	4:02.564	37.519	1:32.596	1:52.449	292.4	31:13.332								
7	2	3:57.120	36.730	1:30.364	1:50.026	275.3	35:10.452								
8	2	4:03.341	39.416	1:33.056	1:50.869	247.0	39:13.793								
9	2	3:53.738	35.954	1:29.410	1:48.374	291.6	43:07.531								
10	2	3:52.298	35.416	1:29.126	1:47.756	292.4	46:59.829								
11	2	3:54.109	36.089	1:28.802	1:49.218	294.8	50:53.938								
12	2	5:03.392 B	35.736	1:31.805	2:55.851	278.8	55:57.330								
13	3	12:30.494 B	8:22.443	1:38.989	2:29.062	241.5	1:08:27.824								
14	3	12:21.240	7:42.401	2:44.077	1:54.762	290.0	1:20:49.064								
15	3	3:58.864	37.630	1:31.298	1:49.936	290.8	1:24:47.928								
16	3	5:07.564 B	37.390	1:29.082	3:01.092	280.3	1:29:55.492								
17	3	12:08.248	8:48.108	1:30.645	1:49.495	288.5	1:42:03.740								
18	3	4:08.417	38.661	1:34.563	1:55.193	288.5	1:46:12.157								
19	3	4:03.166	38.752	1:33.669	1:50.745	287.7	1:50:15.323								
20	3	4:01.901	37.902	1:33.766	1:50.233	219.4	1:54:17.224								
21	3	4:45.502 B	37.140	1:30.218	2:38.144	289.3	1:59:02.726								
22	3	1:56:26.719	...	1:39.920	2:09.684	242.0	3:55:29.445								
23	3	4:40.712	44.972	1:42.321	2:13.419	257.0	4:00:10.157								
47 KCMG 1.Matthew HOWSON 2.Nicolas LAPIERRE 3.Richard BRADLEY Oreca 05 - Nissan LMP2															
1	3	6:18.575 B	2:09.996	1:47.998	2:20.581	169.0	6:18.575								
2	3	10:35.782	7:09.027	1:33.022	1:53.733	245.3	16:54.357								
3	3	3:54.768	36.265	1:30.285	1:48.218	294.0	20:49.125								
4	3	3:49.853	35.498	1:28.405	1:45.950	297.2	24:38.978								
5	3	3:49.157	35.078	1:27.833	1:46.246	298.0	28:28.135								
6	3	4:09.261 B	36.252	1:33.557	1:59.452	217.7	32:37.396								
7	1	13:01.186	9:46.203	1:29.337	1:45.646	282.5	45:38.582								
8	1	3:45.611	35.253	1:27.008	1:43.350	300.5	49:24.193								
9	1	3:43.360	34.961	1:26.527	1:41.872	298.8	53:07.553								
10	1	3:42.453	34.854	1:26.464	1:41.135	298.8	56:50.006								
11	1	3:50.741 B	35.484	1:26.335	1:48.922	300.5	1:00:40.747								
12	2	18:31.735	...	1:29.583	1:45.153	295.6	1:19:12.482								
13	2	3:46.566	35.047	1:27.194	1:44.325	299.7	1:22:59.048								
14	2	3:46.455	35.519	1:27.835	1:43.101	302.2	1:26:45.503								
15	2	3:48.342	34.944	1:29.099	1:44.299	301.3	1:30:33.845								
16	2	3:50.662 B	35.296	1:26.420	1:48.946	298.8	1:34:24.507								
17	2	1:10:10.845 B	...	1:44.723	2:08.320	174.5	2:44:35.352								
18	2	9:44.303 B	2:37.545	3:00.419	4:06.339	124.8	2:54:19.655								
19	2	21:49.511	...	1:35.836	2:00.485	261.9	3:16:09.166								
20	2	4:18.855	42.330	1:36.343	2:00.182	249.3	3:20:28.021								
21	2	4:30.471 B	49.277	1:35.637	2:05.557	263.9	3:24:58.492								
22	2	5:58.797 B	2:14.220	1:38.904	2:05.673	246.4	3:30:57.289								
23	3	6:37.099	2:56.924	1:38.198	2:01.977	234.7	3:37:34.388								
24	3	4:21.294	46.685	1:35.660	1:58.949	278.8	3:41:55.682								



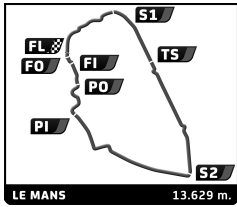
FIA WEC Official Test 24 Hours of Le Mans Test Practice 1

Sector Analysis



Personal Best Session Best B Crossing the finish line in pit lane

Lap	D	Time	Sector 1	Sector 2	Sector 3	T. Spd	Elapsed	Lap	D	Time	Sector 1	Sector 2	Sector 3	T. Spd	Elapsed
25	3	4:14.238	42.394	1:34.471	1:57.373	279.5	3:46:09.920	14	1	4:28.192	44.957	1:38.561	2:04.674	260.7	3:17:56.138
26	3	4:30.370 B	41.690	1:40.336	2:08.344	205.7	3:50:40.290	15	1	4:33.810	45.865	1:40.402	2:07.543	242.6	3:22:29.948
27	1	5:49.443	2:13.797	1:36.797	1:58.849	252.8	3:56:29.733	16	1	4:47.381	59.927	1:40.272	2:07.182	250.4	3:27:17.329
28	1	4:20.350	43.156	1:35.035	2:02.159	269.1	4:00:50.083	17	1	4:24.490	43.490	1:36.611	2:04.389	279.5	3:31:41.819
48 Murphy Prototypes Oreca 03R - Nissan LMP2 1. Karun CHANDHOK 3. Nathanaël BERTHON 2. Mark PATTERSON								50 Larbre Competition Chevrolet Corvette C7 LMGT Am 1. Gianluca RODA 3. Kristian POULSEN 2. Paolo RUBERTI							
1	3	6:10.564	2:38.929	1:34.795	1:56.840	283.2	6:10.564	1	2	14:25.517 B	...	1:46.776	2:12.385	174.8	14:25.517
2	3	3:55.215	36.628	1:29.795	1:48.792	297.2	10:05.779	2	2	22:56.465	...	1:39.175	1:57.202	227.3	37:21.982
3	3	3:53.251	35.759	1:29.218	1:48.274	298.0	13:59.030	3	2	4:11.107	39.460	1:35.293	1:56.354	282.5	41:33.089
4	3	3:49.086	35.542	1:27.584	1:45.960	296.4	17:48.116	4	2	4:24.025 B	40.412	1:36.383	2:07.230	281.0	45:57.114
5	3	3:58.605 B	35.554	1:27.582	1:55.469	296.4	21:46.721	5	2	13:54.811	...	1:35.183	1:55.031	279.5	59:51.925
6	1	13:53.646	...	1:30.666	1:47.880	285.4	35:40.367	6	2	4:06.417	38.443	1:34.429	1:53.545	281.7	1:03:58.342
7	1	3:49.270	35.340	1:29.264	1:44.666	290.0	39:29.637	7	2	4:36.336 B	40.782	1:40.930	2:14.624	208.4	1:08:34.678
8	1	3:46.611	35.612	1:28.209	1:42.790	267.8	43:16.248	8	2	11:20.085	7:49.933	1:36.205	1:53.947	280.3	1:19:54.763
9	1	3:47.554	35.002	1:27.607	1:44.945	286.2	47:03.802	9	2	4:12.864	39.630	1:35.395	1:57.839	268.4	1:24:07.627
10	1	3:59.388 B	35.586	1:27.633	1:56.169	282.5	51:03.190	10	2	4:05.238	38.257	1:34.018	1:52.963	284.7	1:28:12.865
11	2	7:45.160	4:26.510	1:29.989	1:48.661	296.4	58:48.350	11	2	4:03.600	38.152	1:33.374	1:52.074	283.9	1:32:16.465
12	2	3:53.319	36.493	1:28.559	1:48.267	296.4	1:02:41.669	12	2	4:03.116	38.289	1:32.998	1:51.829	285.4	1:36:19.581
13	2	4:16.779 B	35.621	1:28.282	2:12.876	297.2	1:06:58.448	13	2	4:22.455 B	38.624	1:34.545	2:09.286	283.2	1:40:42.036
14	2	15:37.226	...	1:32.126	1:48.209	291.6	1:22:35.674	14	1	9:26.630	5:33.416	1:49.183	2:04.031	195.3	1:50:08.666
15	2	3:50.854	36.103	1:28.873	1:45.878	298.8	1:26:26.528	15	1	4:38.435 B	41.680	1:44.775	2:11.980	200.0	1:54:47.101
16	2	3:51.841	35.347	1:28.145	1:48.349	299.7	1:30:18.369	16	1	1:00:01.223 B	...	3:18.974	3:11.541	82.5	2:54:48.324
17	2	4:22.191	1:07.010	1:28.538	1:46.643	297.2	1:34:40.560	17	3	14:47.102	...	1:50.231	2:09.747	182.4	3:09:35.426
18	2	3:59.125 B	35.762	1:27.463	1:55.900	298.0	1:38:39.685	18	3	4:29.755	43.605	1:41.049	2:05.101	260.0	3:14:05.181
19	3	58:32.043	...	1:47.937	2:01.706	237.8	2:37:11.728	19	3	4:32.783	45.211	1:42.588	2:04.984	231.2	3:18:37.964
20	3	4:21.866	43.295	1:35.928	2:02.643	290.0	2:41:33.594	20	3	4:31.568	44.706	1:41.314	2:05.548	263.9	3:23:09.532
21	3	4:20.882	42.371	1:35.909	2:02.602	289.3	2:45:54.476	21	3	4:36.573	52.831	1:40.535	2:03.207	278.1	3:27:46.105
22	3	5:12.134 B	42.677	1:47.625	2:41.832	291.6	2:51:06.610	22	3	4:36.472 B	43.633	1:40.729	2:12.110	271.1	3:32:22.577
23	3	16:07.527 B	...	1:37.174	2:07.286	252.2	3:07:14.137	23	1	7:31.941	3:37.917	1:43.118	2:10.606	174.8	3:39:54.518
24	3	10:11.300	6:33.999	1:36.989	2:00.312	228.7	3:17:25.437	24	1	4:31.905	43.381	1:41.915	2:06.909	253.9	3:44:26.423
25	3	4:22.419	43.270	1:36.255	2:02.894	293.2	3:21:47.856	25	1	4:28.534	42.415	1:41.724	2:04.395	240.4	3:48:54.957
26	3	4:28.066	48.302	1:35.466	2:04.298	293.2	3:26:15.922	26	1	4:28.946	43.240	1:41.058	2:04.648	242.6	3:53:23.903
27	3	4:18.536	42.910	1:35.673	1:59.953	288.5	3:30:34.458	27	1	4:49.811 B	45.149	1:48.898	2:15.764	185.2	3:58:13.714
28	3	4:16.799	42.715	1:34.767	1:59.317	295.6	3:34:51.257	51 AF Corse Ferrari F458 Italia LMGT Pro 1. Gianmaria BRUNI 3. Giancarlo FISICHELLA 2. Toni VILANDER							
29	3	4:23.246 B	42.365	1:35.148	2:05.733	294.0	3:39:14.503	1	1	16:13.842	...	1:42.128	2:03.102	206.8	16:13.842
30	2	6:51.480	3:07.503	1:39.183	2:04.794	252.2	3:46:05.983	2	1	4:20.817 B	39.041	1:38.892	2:02.884	248.7	20:34.659
31	2	4:28.128	43.620	1:38.917	2:05.591	242.6	3:50:34.111	3	1	11:37.731	7:59.461	1:40.370	1:57.900	212.1	32:12.390
32	2	4:27.675	44.633	1:38.493	2:04.549	286.9	3:55:01.786	4	1	4:16.229 B	38.645	1:35.908	2:01.676	253.3	36:28.619
33	2	4:25.281	44.836	1:37.610	2:02.835	282.5	3:59:27.067	5	1	11:12.747	7:37.875	1:38.613	1:56.259	231.2	47:41.366
34	2	4:26.256	43.821	1:38.034	2:04.401	287.7	4:03:53.323	6	1	4:12.802 B	38.368	1:33.065	2:01.369	287.7	51:54.168
49 KCMG Oreca 03R - Judd LMP2 1. Tomonobu FUJII 3. Christian KLIEN 2. Satoshi HOSHINO								7 1 5:12.957 1:48.599 1:33.187 1:51.171 287.7 57:07.125 8 1 4:01.339 37.873 1:32.846 1:50.620 286.9 1:01:08.464 9 1 4:10.564 B 38.143 1:32.549 1:59.872 286.2 1:05:19.028 10 1 13:39.756 ... 1:33.685 1:52.485 283.2 1:18:58.784 11 1 3:59.554 37.428 1:31.967 1:50.159 286.2 1:22:58.338 12 1 4:19.545 38.162 1:33.898 2:07.485 286.9 1:27:17.883 13 1 3:58.616 37.319 1:31.853 1:49.444 286.2 1:31:16.499 14 1 4:10.263 B 38.069 1:32.882 1:59.312 285.4 1:35:26.762 15 1 5:52.428 2:26.399 1:32.915 1:53.114 283.2 1:41:19.190							



FIA WEC Official Test 24 Hours of Le Mans Test Practice 1

Sector Analysis



Personal Best Session Best B Crossing the finish line in pit lane

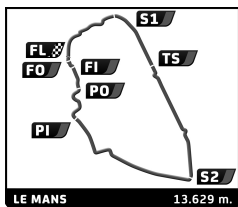
Lap	D	Time	Sector 1	Sector 2	Sector 3	T. Spd	Elapsed	Lap	D	Time	Sector 1	Sector 2	Sector 3	T. Spd	Elapsed
16	1	4:23.174 B	39.711	1:35.272	2:08.191	283.9	1:45:42.364	15	3	4:11.150	40.343	1:35.287	1:55.520	283.9	1:28:57.689
17	2	1:40:06.756	...	1:50.378	2:06.659	213.8	3:25:49.120	16	3	4:08.663	39.247	1:34.734	1:54.682	284.7	1:33:06.352
18	2	4:24.756	42.515	1:40.524	2:01.717	269.1	3:30:13.876	17	3	4:14.715	40.143	1:36.933	1:57.639	249.8	1:37:21.067
19	2	4:26.442	43.446	1:39.999	2:02.997	273.9	3:34:40.318	18	3	4:31.375 B	42.348	1:36.027	2:13.000	281.7	1:41:52.442
20	2	4:24.542	42.950	1:39.864	2:01.728	276.7	3:39:04.860	19	1	1:07:25.528 B	...	1:54.775	2:33.331	193.5	2:49:17.970
21	2	4:24.298	42.363	1:39.852	2:02.083	279.5	3:43:29.158	20	1	13:53.869	9:52.050	1:46.745	2:15.074	213.0	3:03:11.839
22	2	4:22.647	42.733	1:39.000	2:00.914	278.1	3:47:51.805	21	1	4:45.888	46.199	1:46.889	2:12.800	241.5	3:07:57.727
23	2	4:53.092 B	43.313	1:51.380	2:18.399	217.2	3:52:44.897	22	1	4:42.538	45.336	1:43.697	2:13.505	243.6	3:12:40.265

53		RILEY MOTORSPORTS-TI AUTO					Srt Viper GTS-R	
		1.Jeroen BLEEKEMOLEN		3.Marc MILLER		LMGTE Am		
		2.Ben KEATING						
Lap	D	Time	Sector 1	Sector 2	Sector 3	T. Spd	Elapsed	
1	3	7:47.290 B	3:49.703	1:42.201	2:15.386	200.0	7:47.290	
2	3	8:31.483	4:53.894	1:38.629	1:58.960	253.9	16:18.773	
3	3	4:14.496	40.215	1:36.692	1:57.589	281.7	20:33.269	
4	3	4:13.699	39.456	1:35.783	1:58.460	283.9	24:46.968	
5	3	4:09.723	38.915	1:34.930	1:55.878	285.4	28:56.691	
6	3	4:33.375 B	38.693	1:42.954	2:11.728	213.0	33:30.066	
7	3	23:49.712	...	1:35.907	1:54.854	280.3	57:19.778	
8	3	4:08.609	38.451	1:34.368	1:55.790	283.9	1:01:28.387	
9	3	4:26.195 B	38.497	1:33.950	2:13.748	284.7	1:05:54.582	
10	3	28:11.710	...	1:36.948	1:55.496	276.7	1:34:06.292	
11	3	4:08.919	38.891	1:35.370	1:54.658	283.9	1:38:15.211	
12	3	4:15.881	38.682	1:35.837	2:01.362	281.0	1:42:31.092	
13	3	4:38.837 B	45.198	1:41.248	2:12.391	205.3	1:47:09.929	
14	2	34:09.539	...	1:49.404	2:19.143	215.9	2:21:19.468	
15	2	5:53.533	48.787	1:45.045	3:19.701	200.0	2:27:13.001	
16	2	4:48.121	47.735	1:46.621	2:13.765	220.8	2:32:01.122	
17	2	5:07.598	55.190	1:59.923	2:12.485	213.4	2:37:08.720	
18	2	4:48.003	48.451	1:45.406	2:14.146	248.1	2:41:56.723	
19	2	4:43.502	46.737	1:43.734	2:13.031	255.7	2:46:40.225	
20	2	7:47.631 B	47.187	2:50.730	4:09.714	153.9	2:54:27.856	
21	2	9:58.872	5:53.973	1:48.224	2:16.675	224.9	3:04:26.728	
22	2	4:48.286	50.431	1:46.188	2:11.667	238.3	3:09:15.014	
23	2	4:42.373	46.708	1:43.959	2:11.706	224.4	3:13:57.387	
24	2	4:45.939 B	46.223	1:43.044	2:16.672	254.5	3:18:43.326	
25	1	12:23.354	8:26.823	1:47.848	2:08.683	217.2	3:31:06.680	
26	1	4:40.933	47.487	1:43.948	2:09.498	233.7	3:35:47.613	
27	1	4:35.432	47.394	1:42.533	2:05.505	256.4	3:40:23.045	
28	1	4:30.067	44.169	1:40.612	2:05.286	258.8	3:44:53.112	
29	1	4:56.236 B	44.317	1:42.970	2:28.949	264.5	3:49:49.348	

55		AF Corse					Ferrari 458 Italia	
		1.Duncan CAMERON		3.Alex MORTIMER		LMGTE Am		
		2.Matthew GRIFFIN						
Lap	D	Time	Sector 1	Sector 2	Sector 3	T. Spd	Elapsed	
1	2	15:52.710 B	...	1:41.305	2:12.232	224.0	15:52.710	
2	2	6:49.253	3:13.369	1:38.117	1:57.767	271.1	22:41.963	
3	2	4:12.150	39.231	1:36.016	1:56.903	281.0	26:54.113	
4	2	4:08.431	39.328	1:35.030	1:54.073	281.7	31:02.544	
5	2	4:06.955	38.860	1:34.181	1:53.914	284.7	35:09.499	
6	2	4:19.487 B	40.021	1:36.006	2:03.460	233.1	39:28.986	
7	3	6:40.884	2:58.733	1:39.463	2:02.688	242.0	46:09.870	
8	3	4:17.351	41.118	1:37.553	1:58.680	272.5	50:27.221	
9	3	4:17.041	41.084	1:37.075	1:58.882	283.9	54:44.262	
10	3	4:13.911	40.260	1:36.226	1:57.425	283.2	58:58.173	
11	3	4:12.067	39.716	1:35.407	1:56.944	283.9	1:03:10.240	
12	3	5:08.403 B	39.843	1:43.312	2:45.248	281.0	1:08:18.643	
13	3	12:16.167	8:40.562	1:38.372	1:57.233	273.9	1:20:34.810	
14	3	4:11.729	39.865	1:35.584	1:56.280	283.9	1:24:46.539	

60		Formula Racing					Ferrari 458 Italia	
		1.Johnny LAURSEN		3.Andrea RIZZOLI		LMGTE Am		
		2.Mikkel MAC						
Lap	D	Time	Sector 1	Sector 2	Sector 3	T. Spd	Elapsed	
1	2	6:22.095 B	2:11.345	1:49.347	2:21.403	156.3	6:22.095	
2	2	6:27.360	2:51.808	1:37.490	1:58.062	253.3	12:49.455	
3	2	4:09.481	39.064	1:35.205	1:55.212	271.8	16:58.936	
4	2	4:07.150	39.161	1:34.422	1:53.567	284.7	21:06.086	
5	2	4:05.947	38.135	1:34.966	1:52.846	286.2	25:12.033	
6	2	4:06.692	37.935	1:34.650	1:54.107	281.7	29:18.725	
7	2	4:06.338	38.018	1:35.319	1:53.001	247.0	33:25.063	
8	2	4:14.846 B	38.707	1:34.868	2:01.271	283.9	37:39.909	
9	1	20:09.683	...	1:39.050	2:02.801	270.4	57:49.592	
10	1	4:18.023	41.190	1:37.426	1:59.407	280.3	1:02:07.615	
11	1	4:41.509 B	40.384	1:36.552	2:24.573	281.7	1:06:49.124	
12	1	11:07.700	7:28.581	1:38.091	2:01.028	277.4	1:17:56.824	
13	1	4:12.834	39.697	1:36.126	1:57.011	280.3	1:22:09.658	
14	1	4:11.730	39.640	1:35.519	1:56.571	281.0	1:26:21.388	
15	1	4:12.256	40.009	1:35.216	1:57.031	283.2	1:30:33.644	
16	1	4:10.822	39.555	1:35.124	1:56.143	284.7	1:34:44.466	
17	1	4:10.693	39.424	1:35.544	1:55.725	283.9	1:38:55.159	
18	1	4:15.531	40.001	1:36.939	1:58.591	281.7	1:43:10.690	
19	1	4:39.772 B	41.208	1:39.736	2:18.828	217.7	1:47:50.462	
20	3	9:41.251 B	5:40.698	1:42.491	2:18.062	245.9	1:57:31.713	
21	3	51:20.245 B	...	1:50.672	2:21.507	222.1	2:48:51.958	
22	3	14:40.404	...	1:44.934	2:10.546	236.7	3:03:32.362	
23	3	4:35.679	45.564	1:42.893	2:07.222	257.0	3:08:08.041	
24	3	4:30.858	44.054	1:41.007	2:05.797	275.3	3:12:38.899	
25	3	4:31.796	43.637	1:40.894	2:07.265	265.8	3:17:10.695	
26	3	4:33.556	43.762	1:40.765	2:09.029	276.0	3:21:44.251	
27	3	4:35.891	51.302	1:40.358	2:04.231	273.2	3:26:20.142	
28	3	4:27.383	43.196	1:40.034	2:04.153	277.4	3:30:47.525	
29	3	4:25.780	42.706	1:39.497	2:03.577	278.1	3:35:13.305	
30	3	5:36.482 B	48.222	1:41.137	3:07.123	235.7	3:40:49.787	
31	2	6:40.719	2:47.481	1:43.923	2:09.315	239.9	3:47:30.506	
32	2	4:31.632	45.832	1:40.731	2:05.069	239.3	3:52:02.138	
33	2	4:30.401	43.459	1:40.798	2:06.144	249.8	3:56:32.539	
34	2	4:41.008	43.742	1:41.507	2:15.759	246.4	4:01:13.547	

61		AF Corse					Ferrari 458 Italia	
		1.Peter Ashley MANN		3.Matteo CRESSONI		LMGTE Am		
		2.Raffaele GIAMMARRIA						
Lap	D	Time	Sector 1	Sector 2	Sector 3	T. Spd	Elapsed	
1	2	6:26.199 B	2:17.397	1:49.669	2:19.133	207.6	6:26.199	
2	2	7:37.187	3:58.529	1:38.755	1:59.903	236.2	14:03.386	
3	2	4:08.644	38.983	1:34.934	1:54.727	261.9	18:12.030	
4	2	4:04.462	38.076	1:33.422	1:52.964	286.9	22:16.492	



FIA WEC Official Test 24 Hours of Le Mans Test Practice 1

Sector Analysis

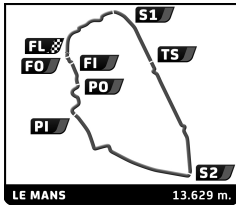


		Personal Best		Session Best		B Crossing the finish line in pit lane									
Lap	D	Time	Sector 1	Sector 2	Sector 3	T. Spd	Elapsed	Lap	D	Time	Sector 1	Sector 2	Sector 3	T. Spd	Elapsed
5	2	4:05.279	38.692	1:34.154	1:52.433	286.9	26:21.771	27	2	4:38.507	45.300	1:44.620	2:08.587	240.9	2:42:01.125
6	2	4:01.478	37.669	1:32.662	1:51.147	287.7	30:23.249	28	2	4:35.852	44.416	1:43.300	2:08.136	242.6	2:46:36.977
7	2	4:00.677	37.474	1:32.524	1:50.679	288.5	34:23.926	29	2	7:48.831 B	45.174	2:53.855	4:09.802	146.6	2:54:25.808
8	2	4:12.941 B	37.552	1:33.788	2:01.601	290.8	38:36.867	30	1	17:17.855	...	2:03.304	2:27.158	167.7	3:11:43.663
9	3	8:12.828	4:27.980	1:39.289	2:05.559	207.6	46:49.695	31	1	5:04.074	52.628	1:50.515	2:20.931	179.1	3:16:47.737
10	3	4:13.288	39.149	1:35.185	1:58.954	253.9	51:02.983	32	1	4:59.881	48.682	1:48.741	2:22.458	203.3	3:21:47.618
11	3	4:09.317	39.143	1:34.115	1:56.059	288.5	55:12.300	33	1	5:04.479	57.441	1:50.352	2:16.686	217.7	3:26:52.097
12	3	4:08.759	38.543	1:34.533	1:55.683	267.8	59:21.059	34	1	4:48.544	48.354	1:47.224	2:12.966	223.1	3:31:40.641
13	3	4:07.179	39.099	1:33.687	1:54.393	291.6	1:03:28.238	35	1	4:42.435	46.393	1:44.456	2:11.586	238.3	3:36:23.076
14	3	4:54.398 B	38.565	1:48.187	2:27.646	288.5	1:08:22.636	36	1	4:43.607	47.237	1:43.649	2:12.721	239.9	3:41:06.683
15	1	12:37.951	8:46.879	1:43.169	2:07.903	246.4	1:21:00.587	37	1	4:41.808	46.269	1:43.888	2:11.651	233.7	3:45:48.491
16	1	4:29.149	43.277	1:39.673	2:06.199	272.5	1:25:29.736	38	1	4:42.153	46.324	1:44.737	2:11.092	207.2	3:50:30.644
17	1	4:24.272	42.534	1:38.987	2:02.751	268.4	1:29:54.008	39	1	4:53.382 B	47.242	1:43.891	2:22.249	229.7	3:55:24.026
18	1	4:24.729	43.911	1:39.144	2:01.674	211.3	1:34:18.737								
19	1	4:23.060	41.634	1:40.574	2:00.852	286.2	1:38:41.797								
20	1	4:30.637 B	41.450	1:37.262	2:11.925	286.2	1:43:12.434								
21	3	1:24:03.335	...	1:53.114	2:19.918	184.6	3:07:15.769								
22	3	4:44.687	45.508	1:47.890	2:11.289	194.6	3:12:00.456								
23	3	4:41.958	44.372	1:43.577	2:14.009	225.4	3:16:42.414								
24	3	4:37.996	44.457	1:44.869	2:08.670	226.3	3:21:20.410								
25	3	4:50.686	58.754	1:45.050	2:06.882	232.1	3:26:11.096								
26	3	4:32.053	43.362	1:41.625	2:07.066	242.6	3:30:43.149								
27	3	4:28.971	43.212	1:40.846	2:04.913	255.1	3:35:12.120								
28	3	4:49.630 B	48.885	1:41.386	2:19.359	238.3	3:40:01.750								
29	2	7:19.633	3:27.310	1:43.931	2:08.392	227.3	3:47:21.383								
30	2	4:30.936	44.012	1:41.938	2:04.986	232.1	3:51:52.319								
31	2	4:26.588	43.134	1:40.001	2:03.453	255.1	3:56:18.907								
32	2	4:46.795 B	42.470	1:41.183	2:23.142	250.4	4:01:05.702								

		Scuderia Corsa		Ferrari 458 Italia			
		1. William SWEEDLER		3. Jeffrey SEGAL			
		2. Townsend BELL		LMGTE Am			
1	3	8:05.537 B	4:06.829	1:46.703	2:12.005	192.8	8:05.537
2	3	7:35.621	3:54.712	1:40.800	2:00.109	205.3	15:41.158
3	3	4:14.515	39.940	1:36.746	1:57.829	267.1	19:55.673
4	3	4:08.648	39.168	1:35.424	1:54.056	283.2	24:04.321
5	3	4:06.337	38.494	1:34.002	1:53.841	284.7	28:10.658
6	3	4:11.134	38.322	1:37.995	1:54.817	228.7	32:21.792
7	3	4:04.739	38.379	1:33.647	1:52.713	285.4	36:26.531
8	3	4:04.612	37.881	1:34.030	1:52.701	283.9	40:31.143
9	3	4:11.616	41.366	1:35.550	1:54.700	286.2	44:42.759
10	3	4:02.887	38.221	1:33.031	1:51.635	285.4	48:45.646
11	3	4:11.313 B	38.309	1:34.173	1:58.831	285.4	52:56.959
12	1	28:15.973	...	1:42.361	2:04.752	207.6	1:21:12.932
13	1	4:22.338	42.020	1:39.745	2:00.573	232.1	1:25:35.270
14	1	4:19.615	40.870	1:38.156	2:00.589	267.8	1:29:54.885
15	1	4:18.889	41.483	1:38.133	1:59.273	247.0	1:34:13.774
16	1	4:19.426	41.401	1:37.322	2:00.703	283.2	1:38:33.200
17	1	4:23.569	40.594	1:37.219	2:05.756	280.3	1:42:56.769
18	1	4:58.073 B	44.038	1:48.717	2:25.318	194.2	1:47:54.842
19	2	14:00.952	9:22.919	1:55.734	2:42.299	146.8	2:01:55.794
20	2	5:14.161	1:12.970	1:48.298	2:12.893	184.6	2:07:09.955
21	2	4:50.317	48.745	1:47.521	2:14.051	187.5	2:12:00.272
22	2	4:43.295	46.756	1:45.467	2:11.072	231.6	2:16:43.567
23	2	4:38.342	45.880	1:44.605	2:07.857	225.4	2:21:21.909
24	2	4:36.991	45.007	1:43.063	2:08.921	240.4	2:25:58.900
25	2	4:46.217 B	46.126	1:44.369	2:15.722	237.8	2:30:45.117
26	2	6:37.501	2:43.321	1:44.809	2:09.371	246.4	2:37:22.618

		Corvette Racing - GM		Chevrolet Corvette C7.R			
		1. Jan MAGNUSSEN		3. Ryan BRISCOE			
		2. Antonio GARCIA		LMGTE Pro			
1	1	6:05.260 B	1:54.938	1:53.401	2:16.921	182.7	6:05.260
2	1	8:22.439	4:42.144	1:42.459	1:57.836	210.5	14:27.699
3	1	4:07.004	38.700	1:34.675	1:53.629	285.4	18:34.703
4	1	4:03.402	38.155	1:33.038	1:52.209	288.5	22:38.105
5	1	4:01.939	37.665	1:33.015	1:51.259	286.9	26:40.044
6	1	4:04.747	38.877	1:33.059	1:52.811	288.5	30:44.791
7	1	4:02.503	38.304	1:32.750	1:51.449	287.7	34:47.294
8	1	4:09.740 B	38.104	1:32.855	1:58.781	287.7	38:57.034
9	1	10:42.895	7:14.388	1:35.866	1:52.641	253.3	49:39.929
10	1	4:04.191	39.764	1:33.477	1:50.950	289.3	53:44.120
11	1	4:02.660	38.229	1:32.343	1:52.088	287.7	57:46.780
12	1	4:02.139	37.943	1:32.756	1:51.440	285.4	1:01:48.919
13	1	4:13.843 B	38.210	1:32.025	2:03.608	288.5	1:06:02.762
14	1	11:28.670	8:02.430	1:34.596	1:51.644	283.2	1:17:31.432
15	1	4:01.641	37.645	1:32.206	1:51.790	286.9	1:21:33.073
16	1	4:02.284	38.002	1:32.084	1:52.198	290.0	1:25:35.357
17	1	4:00.549	37.763	1:32.270	1:50.516	287.7	1:29:35.906
18	1	4:06.862 B	37.917	1:32.100	1:56.845	288.5	1:33:42.768
19	3	6:31.202	2:44.789	1:39.994	2:06.419	227.7	1:40:13.970
20	3	4:18.504	42.478	1:36.053	1:59.973	286.9	1:44:32.474
21	3	4:21.033	42.622	1:38.273	2:00.138	233.1	1:48:53.507
22	3	4:28.787 B	44.319	1:39.247	2:05.221	203.0	1:53:22.294
23	2	44:28.871	...	1:47.197	2:07.020	178.8	2:37:51.165
24	2	4:28.533	42.962	1:42.272	2:03.299	213.4	2:42:19.698
25	2	4:27.581	43.095	1:41.463	2:03.023	226.3	2:46:47.279
26	2	7:44.605 B	43.512	2:49.065	4:12.028	150.9	2:54:31.884
27	2	10:22.314	6:39.421	1:41.389	2:01.504	217.2	3:04:54.198
28	2	4:23.663	41.964	1:40.194	2:01.505	238.8	3:09:17.861
29	2	4:30.795 B	42.077	1:40.220	2:08.498	233.1	3:13:48.656
30	2	6:46.839	3:05.035	1:39.738	2:02.066	237.2	3:20:35.495
31	2	4:33.873	53.670	1:38.981	2:01.222	246.4	3:25:09.368
32	2	4:23.148	41.914	1:39.256	2:01.978	252.2	3:29:32.516
33	2	4:28.701 B	41.871	1:38.969	2:07.861	247.6	3:34:01.217
34	2	6:54.422	3:14.026	1:38.783	2:01.613	232.1	3:40:55.639
35	2	4:21.058	41.618	1:38.632	2:00.808	264.5	3:45:16.697
36	2	4:33.694 B	42.493	1:38.874	2:12.327	258.2	3:49:50.391
37	2	6:35.140	2:51.221	1:38.151	2:05.768	260.7	3:56:25.531
38	2	4:21.678	41.539	1:38.380	2:01.759	266.5	4:00:47.209

		Corvette Racing - GM		Chevrolet Corvette C7.R	
		1. Oliver GAVIN		3. Jordan TAYLOR	
		2. Tom MILNER		LMGTE Pro	
64					



FIA WEC Official Test 24 Hours of Le Mans Test Practice 1

Sector Analysis

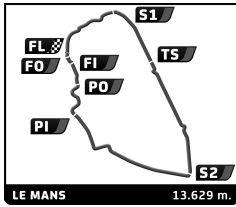


Personal Best								Session Best								B Crossing the finish line in pit lane							
Lap	D	Time	Sector 1	Sector 2	Sector 3	T. Spd	Elapsed	Lap	D	Time	Sector 1	Sector 2	Sector 3	T. Spd	Elapsed	Lap	D	Time	Sector 1	Sector 2	Sector 3	T. Spd	Elapsed
1	1	6:08.674	2:08.709	1:47.597	2:12.368	183.7	6:08.674	26	2	16:27.802	...	1:46.602	2:10.746	214.2	3:05:06.307								
2	1	8:03.827	4:28.787	1:38.674	1:56.366	245.9	14:12.501	27	2	4:37.122	45.612	1:42.608	2:08.902	249.3	3:09:43.429								
3	1	4:06.271	38.631	1:34.256	1:53.384	285.4	18:18.772	28	2	4:38.928	46.495	1:42.504	2:09.929	257.0	3:14:22.357								
4	1	4:03.259	37.809	1:33.383	1:52.067	286.9	22:22.031	29	2	4:37.961	46.443	1:42.768	2:08.750	260.7	3:19:00.318								
5	1	4:02.269	37.539	1:33.583	1:51.147	293.2	26:24.300	30	2	5:10.590	1:08.447	1:44.103	2:18.040	240.9	3:24:10.908								
6	1	4:00.773	37.598	1:32.319	1:50.856	290.0	30:25.073	31	1	7:14.984	3:13.041	1:47.277	2:14.666	210.1	3:31:25.892								
7	1	4:00.022	37.626	1:32.117	1:50.279	290.8	34:25.095	32	1	4:50.550	48.594	1:47.011	2:14.945	224.0	3:36:16.442								
8	1	4:00.987	37.126	1:31.552	1:52.309	294.8	38:26.082	33	1	4:50.359	52.442	1:43.167	2:14.750	263.9	3:41:06.801								
9	1	4:05.762	37.527	1:31.900	1:56.335	290.8	42:31.844	34	1	4:52.880	48.834	1:44.365	2:19.681	261.9	3:45:59.681								
10	1	10:31.478	7:04.992	1:34.866	1:51.620	289.3	53:03.322																
11	1	4:00.652	38.103	1:32.399	1:50.150	291.6	57:03.974																
12	1	4:00.809	37.301	1:32.319	1:51.189	290.8	1:01:04.783																
13	1	4:10.348	37.560	1:32.006	2:00.782	288.5	1:05:15.131																
14	1	12:09.277	8:45.311	1:33.197	1:50.769	286.9	1:17:24.408																
15	1	3:59.463	37.317	1:31.758	1:50.388	290.8	1:21:23.871																
16	1	3:59.860	37.543	1:31.452	1:50.865	294.8	1:25:23.731																
17	1	3:58.162	37.158	1:31.195	1:49.809	293.2	1:29:21.893																
18	1	4:07.751	37.463	1:31.762	1:58.526	292.4	1:33:29.644																
19	1	11:01.696	7:15.817	1:37.913	2:07.966	252.8	1:44:31.340																
20	1	1:34:08.369	...	1:46.541	2:03.628	217.2	3:18:39.709																
21	1	4:30.574	45.304	1:39.682	2:05.588	260.0	3:23:10.283																
22	1	4:32.259	50.314	1:39.526	2:02.419	271.1	3:27:42.542																
23	1	4:24.026	42.831	1:39.072	2:02.123	279.5	3:32:06.568																
24	1	4:32.100	43.097	1:39.364	2:09.639	271.1	3:36:38.668																
25	1	6:55.410	3:12.943	1:40.085	2:02.382	273.2	3:43:34.078																
26	1	4:28.636	42.565	1:38.469	2:07.602	282.5	3:48:02.714																
27	2	6:11.422	2:23.034	1:42.796	2:05.592	212.1	3:54:14.136																
28	2	4:28.619	42.660	1:40.551	2:05.408	258.2	3:58:42.755																
29	2	4:25.364	42.289	1:39.920	2:03.155	261.9	4:03:08.119																

66 JMW Motorsport								Ferrari 458 Italia							
1. Abdulaziz Turki ALFAISAL								3. Michael AVENATTI							
2. Jakob GIERMAZIAK								LMGTE Am							
1	2	10:20.857	6:20.208	1:43.718	2:16.931	223.5	10:20.857								
2	2	6:34.211	2:55.878	1:38.072	2:00.261	258.8	16:55.068								
3	2	4:09.730	38.989	1:35.027	1:55.714	276.0	21:04.798								
4	2	4:09.360	38.371	1:36.571	1:54.418	285.4	25:14.158								
5	2	4:07.655	38.230	1:34.181	1:55.244	288.5	29:21.813								
6	2	4:18.197	39.065	1:36.624	2:02.508	272.5	33:40.010								
7	2	5:43.752	2:14.239	1:34.614	1:54.899	290.0	39:23.762								
8	2	4:06.469	39.244	1:33.958	1:53.267	285.4	43:30.231								
9	2	4:09.959	38.229	1:35.192	1:56.538	286.2	47:40.190								
10	2	4:12.653	38.159	1:33.753	2:00.741	286.2	51:52.843								
11	3	9:37.956	5:36.391	1:50.236	2:11.329	204.1	1:01:30.799								
12	3	4:58.624	44.478	1:42.697	2:31.449	236.2	1:06:29.423								
13	3	13:06.125	9:18.448	1:41.587	2:06.090	251.6	1:19:35.548								
14	3	4:33.540	44.529	1:41.941	2:07.070	235.7	1:24:09.088								
15	3	4:29.608	44.478	1:40.117	2:05.013	273.2	1:28:38.696								
16	3	4:26.341	44.649	1:39.390	2:02.302	270.4	1:33:05.037								
17	3	4:37.961	43.146	1:40.953	2:13.862	223.1	1:37:42.998								
18	3	6:45.941	2:45.721	1:39.983	2:20.237	282.5	1:44:28.939								
19	1	31:50.924	...	1:52.435	2:13.047	164.2	2:16:19.863								
20	1	4:42.104	47.529	1:44.131	2:10.444	233.7	2:21:01.967								
21	1	4:43.183	45.996	1:44.145	2:13.042	229.2	2:25:45.150								
22	1	4:47.143	45.570	1:43.245	2:18.328	238.3	2:30:32.293								
23	3	7:52.748	3:41.583	1:51.253	2:19.912	210.1	2:38:25.041								
24	3	4:57.879	52.158	1:48.281	2:17.440	222.6	2:43:22.920								
25	3	5:15.585	52.611	1:50.412	2:32.562	246.4	2:48:38.505								

67 Team AAI								Porsche 911 GT3 RSR							
1. Jun-San CHEN								3. Xavier MAASSEN							
2. Alex KAPADIA								LMGTE Am							
1	2	7:15.206	2:44.185	2:03.583	2:27.438	155.0	7:15.206								
2	2	12:20.748	8:33.016	1:44.786	2:02.946	202.2	19:35.954								
3	2	4:17.028	42.174	1:37.176	1:57.678	266.5	23:52.982								
4	2	4:20.997	39.521	1:36.209	2:05.267	261.9	28:13.979								
5	2	4:21.945	41.951	1:38.955	2:01.039	219.4	32:35.924								
6	2	4:14.055	40.329	1:35.716	1:58.010	281.0	36:49.979								
7	2	4:11.578	39.671	1:35.538	1:56.369	281.7	41:01.557								
8	2	4:11.080	39.706	1:34.831	1:56.543	283.9	45:12.637								
9	2	4:10.736	39.239	1:34.642	1:56.855	287.7	49:23.373								
10	2	4:21.349	39.460	1:34.788	2:07.101	284.7	53:44.722								
11	1	44:06.716	...	1:53.703	2:18.704	213.8	1:37:51.438								
12	1	4:36.892	45.140	1:43.995	2:07.757	279.5	1:42:28.330								
13	1	4:43.834	45.500	1:45.135	2:13.199	265.1	1:47:12.164								
14	1	4:45.323	49.858	1:49.113	2:06.352	208.0	1:51:57.487								
15	1	4:34.129	46.939	1:42.335	2:04.855	276.0	1:56:31.616								
16	1	16:47.775	9:21.902	3:28.816	3:57.057	106.3	2:13:19.391								
17	1	40:59.283	...	3:13.759	4:06.321	126.4	2:54:18.674								
18	1	12:39.219	7:58.515	2:05.467	2:35.237	210.1	3:06:57.893								
19	1	5:09.547	49.569	1:55.532	2:24.446	251.6	3:12:07.440								
20	1	4:54.310	48.835	1:49.772	2:15.703	249.3	3:17:01.750								
21	1	12:44.659	7:31.350	2:43.597	2:29.712	165.4	3:29:46.409								
22	1	4:55.573	49.156	1:47.597	2:18.820	252.8	3:34:41.982								
23	1	4:43.247	46.851	1:46.962	2:09.434	266.5	3:39:25.229								
24	1	5:00.370	45.591	1:46.815	2:27.964	269.1	3:44:25.599								
25	3	7:51.976	3:53.445	1:50.635	2:07.896	168.0	3:52:17.575								
26	3	4:36.161	45.159	1:43.099	2:07.903	262.6	3:56:53.736								
27	3	4:32.266	44.335	1:42.066	2:05.865	227.7	4:01:26.002								

68 Team AAI								Porsche 911 RSR							
1. Han-Chen CHEN								3. Mike PARISY							
2. Gilles VANNELET								LMGTE Am							
1	3	6:03.490	1:46.092	1:53.675	2:23.723	189.5	6:03.490								
2	3	9:42.516	5:57.722	1:41.855	2:02.939	193.2	15:46.006								
3	3	4:17.054	40.797	1:36.781	1:59.476	280.3	20:03.060								
4	3	4:20.675	39.885	1:34.920	2:05.870	285.4	24:23.735								
5	3	9:07.161	5:27.650	1:38.205	2:01.306	258.8	33:30.896								
6	3	4:19.848	39.959	1:35.479	2:04.410	271.1	37:50.744								
7	3	8:58.284	5:26.934	1:35.022	1:56.328	283.2	46:49.028								
8	3	4:09.053	38.846	1:34.407	1:55.800	284.7	50:58.081								
9	3	4:08.900	38.368	1:33.573	1:56.959	286.9	55:06.981								
10	3	4:07.735	38.406	1:34.504	1:54.825	286.9	59:14.716								
11	3	4:14.144	38.636	1:33.516	2:01.992	286.2	1:03:28.860								
12	2	19:34.747	...	1:49.099	2:22.224	230.2	1:23:03.607								
13	2	4:32.432	43.459	1:41.657	2:07.316	254.5	1:27:36.039								
14	2	4:19.810	41.705	1:38.617	1:59.488	269.1	1:31:55.849								
15	2	4:17.261	39.526	1:36.729											



FIA WEC Official Test 24 Hours of Le Mans Test Practice 1

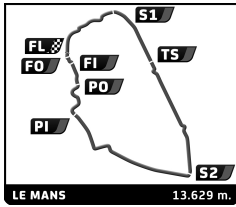
Sector Analysis



								■ Personal Best ■ Session Best ■ Crossing the finish line in pit lane							
Lap	D	Time	Sector 1	Sector 2	Sector 3	T. Spd	Elapsed	Lap	D	Time	Sector 1	Sector 2	Sector 3	T. Spd	Elapsed
16	2	4:19.774	39.686	1:36.692	2:03.396	285.4	1:40:32.884	12	3	4:06.333	39.136	1:34.123	1:53.074	276.0	1:35:39.527
17	2	4:30.895	42.138	1:37.707	2:11.050	246.4	1:45:03.779	13	3	4:06.705	38.940	1:34.494	1:53.271	286.9	1:39:46.232
18	2	4:24.483	42.029	1:40.784	2:01.670	256.4	1:49:28.262	14	3	4:16.274 B	39.241	1:33.607	2:03.426	287.7	1:44:02.506
19	2	4:26.560	43.426	1:43.104	2:00.030	182.4	1:53:54.822	15	1	32:30.422	...	1:51.603	2:12.049	180.0	2:16:32.928
20	2	4:33.564	43.450	1:38.302	2:11.812	275.3	1:58:28.386	16	1	4:34.773	45.636	1:43.135	2:06.002	222.6	2:21:07.701
21	2	5:47.362 B	54.808	2:08.948	2:43.606	163.2	2:04:15.748	17	1	4:33.032	44.355	1:41.922	2:06.755	225.4	2:25:40.733
22	2	9:24.682 B	5:09.625	1:50.519	2:24.538	192.8	2:13:40.430	18	1	4:30.375	44.908	1:41.632	2:03.835	230.7	2:30:11.108
23	1	12:40.523	7:55.378	2:05.852	2:39.293	210.1	2:26:20.953	19	1	4:59.965	59.376	1:56.657	2:03.932	202.2	2:35:11.073
24	1	5:23.761	56.914	1:59.327	2:27.520	213.4	2:31:44.714	20	1	4:27.340	43.486	1:40.785	2:03.669	226.8	2:39:38.413
25	1	5:41.189	57.042	2:17.990	2:26.157	170.9	2:37:25.903	21	1	4:37.881 B	45.125	1:40.224	2:12.532	239.3	2:44:16.294
26	1	5:17.338	52.148	1:55.855	2:29.335	235.7	2:42:43.241	22	3	24:55.686	...	1:48.318	2:12.384	239.9	3:09:11.980
27	1	4:58.395	50.768	1:47.078	2:20.549	255.1	2:47:41.636	23	3	4:36.433	45.087	1:44.297	2:07.049	273.2	3:13:48.413
28	1	7:18.050 B	54.063	3:09.200	3:14.787	88.8	2:54:59.686	24	3	4:35.478	44.091	1:44.090	2:07.297	261.3	3:18:23.891
29	1	10:55.624	6:43.950	1:49.643	2:22.031	240.4	3:05:55.310	25	3	4:35.509	45.456	1:43.019	2:07.034	265.8	3:22:59.400
30	1	4:59.936	51.631	1:48.493	2:19.812	269.1	3:10:55.246	26	3	4:51.007 B	55.119	1:41.875	2:14.013	263.9	3:27:50.407
31	1	4:58.749	48.198	1:49.763	2:20.788	276.0	3:15:53.995								
32	1	4:57.843	48.937	1:51.951	2:16.955	253.3	3:20:51.838								
33	1	4:48.689	48.659	1:46.833	2:13.197	280.3	3:25:40.527								
34	1	4:49.377	47.546	1:45.523	2:16.308	275.3	3:30:29.904								
35	1	4:53.012	46.913	1:50.664	2:15.435	276.7	3:35:22.916								
36	1	4:46.049	50.218	1:44.668	2:11.163	252.8	3:40:08.965								
37	1	5:20.302	47.868	1:42.026	2:50.408	272.5	3:45:29.267								
38	1	4:40.052	46.183	1:43.317	2:10.552	264.5	3:50:09.319								
39	1	4:39.900	46.945	1:43.174	2:09.781	277.4	3:54:49.219								
40	1	5:13.470 B	46.184	1:45.019	2:42.267	269.8	4:00:02.689								

71 AF Corse		Ferrari F458 Italia					
1. Davide RIGON		3. Olivier BERETTA					
2. James CALADO		LMGTE Pro					
1	1	18:36.158 B	...	1:48.203	2:12.388	172.5	18:36.158
2	1	6:00.721 B	2:14.100	1:40.067	2:06.554	244.2	24:36.879
3	1	12:51.333	9:13.083	1:39.549	1:58.701	248.7	37:28.212
4	1	4:17.714 B	39.154	1:36.203	2:02.357	281.7	41:45.926
5	1	10:54.260	7:14.300	1:42.422	1:57.538	251.0	52:40.186
6	1	4:15.929 B	39.314	1:36.083	2:00.532	263.9	56:56.115
7	1	11:15.373 B	6:43.199	1:41.732	2:50.442	233.7	1:08:11.488
8	1	11:42.222	8:04.709	1:38.026	1:59.487	255.7	1:19:53.710
9	1	4:06.015	38.850	1:34.030	1:53.135	286.2	1:23:59.725
10	1	4:03.028	37.789	1:33.569	1:51.670	285.4	1:28:02.753
11	1	4:01.641	37.600	1:33.088	1:50.953	283.2	1:32:04.394
12	1	4:10.519 B	37.716	1:32.778	2:00.025	287.7	1:36:14.913
13	1	7:02.307	3:26.961	1:39.916	1:55.430	248.7	1:43:17.220
14	1	4:15.151	38.896	1:37.695	1:58.560	225.8	1:47:32.371
15	1	4:19.534 B	40.442	1:38.151	2:00.941	238.8	1:51:51.905

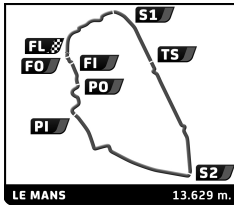
72 SMP Racing		Ferrari F458 Italia					
1. Victor SHAYTAR		3. Aleksey BASOV					
2. Andrea BERTOLINI		LMGTE Am					
1	2	8:01.997 B	4:04.442	1:44.911	2:12.644	188.5	8:01.997
2	2	16:21.779	...	1:38.379	1:56.509	253.9	24:23.776
3	2	4:18.752 B	39.102	1:36.453	2:03.197	240.9	28:42.528
4	2	15:23.751	...	1:37.224	1:54.111	239.9	44:06.279
5	2	4:02.627	38.107	1:33.293	1:51.227	285.4	48:08.906
6	2	4:02.164	37.842	1:32.310	1:52.012	289.3	52:11.070
7	2	4:01.303	37.505	1:32.484	1:51.314	286.9	56:12.373
8	2	4:12.738 B	38.697	1:34.233	1:59.808	286.9	1:00:25.111
9	3	22:55.148	...	1:39.466	1:59.012	217.2	1:23:20.259
10	3	4:07.936	39.137	1:34.458	1:54.341	285.4	1:27:28.195
11	3	4:04.999	38.457	1:33.022	1:53.520	287.7	1:31:33.194



FIA WEC Official Test 24 Hours of Le Mans Test Practice 1 Sector Analysis



75 Team LNT							81 AF Corse								
1.Max CHILTON							1.Piergiuseppe PERAZZINI								
2.Tsugio MATSUDA							2.Marco CIOCI								
3.Alex BUNCOMBE							Ferrari 458 Italia								
4.Nick McMILLEN							LMGTE Am								
Ginetta - Nissan LMP3															
Lap	D	Time	Sector 1	Sector 2	Sector 3	T. Spd	Elapsed	Lap	D	Time	Sector 1	Sector 2	Sector 3	T. Spd	Elapsed
40	3	4:45.572	47.903	1:43.930	2:13.739	261.9	3:46:35.010	11	1	11:39.710	8:00.133	1:39.635	1:59.942	259.4	1:19:53.467
41	3	4:44.485	48.722	1:43.200	2:12.563	250.4	3:51:19.495	12	1	4:16.495	40.288	1:36.776	1:59.431	271.8	1:24:09.962
42	3	4:42.003	47.921	1:42.211	2:11.871	271.8	3:56:01.498	13	1	4:10.613	40.059	1:34.488	1:56.066	288.5	1:28:20.575
43	3	4:57.235	47.753	1:50.594	2:18.888	208.0	4:00:58.733	14	1	4:09.472	39.179	1:34.699	1:55.594	286.2	1:32:30.047
1	2	6:56.270 B	2:44.914	1:50.866	2:20.490	202.2	6:56.270	15	1	4:11.132	39.321	1:35.251	1:56.560	288.5	1:36:41.179
2	2	6:18.853	2:38.844	1:39.981	2:00.028	272.5	13:15.123	16	1	4:10.384	39.494	1:35.405	1:55.485	286.9	1:40:51.563
3	2	4:15.741	40.702	1:38.246	1:56.793	237.2	17:30.864	17	1	4:15.406	39.260	1:34.899	2:01.247	286.9	1:45:06.969
4	2	4:15.169	40.668	1:36.794	1:57.707	286.9	21:46.033	18	1	4:22.714 B	39.975	1:37.255	2:05.484	269.8	1:49:29.683
5	2	4:09.288	38.794	1:34.552	1:55.942	290.8	25:55.321	19	1	49:38.916	...	1:44.411	2:09.863	242.0	2:39:08.599
6	2	4:08.050	39.668	1:34.507	1:53.875	291.6	30:03.371	20	1	4:34.927	45.568	1:42.679	2:06.680	234.2	2:43:43.526
7	2	4:06.370	38.640	1:33.645	1:54.085	292.4	34:09.741	21	1	4:49.804 B	44.563	1:41.895	2:23.346	248.7	2:48:33.330
8	2	4:05.311	38.977	1:33.954	1:52.380	282.5	38:15.052	22	3	18:51.947	...	1:53.326	2:11.903	187.2	3:07:25.277
9	2	4:03.659	37.877	1:32.651	1:51.995	292.4	42:18.711	23	3	4:41.406	45.415	1:46.393	2:09.598	226.3	3:12:06.683
10	2	4:02.712	37.877	1:32.651	1:52.184	293.2	46:21.423	24	3	4:38.943	44.236	1:43.000	2:11.707	271.1	3:16:45.626
11	2	4:10.098	38.910	1:37.636	1:53.552	291.6	50:31.521	25	3	4:36.724	45.069	1:41.989	2:09.666	261.3	3:21:22.350
12	2	4:21.835 B	38.041	1:34.265	2:09.529	272.5	54:53.356	26	3	4:44.950	55.714	1:42.704	2:06.532	247.0	3:26:07.300
13	2	7:32.933	4:05.130	1:35.378	1:52.425	286.9	1:02:26.289	27	3	4:31.881	44.050	1:41.705	2:06.126	245.3	3:30:39.181
14	2	4:26.382 B	38.099	1:33.224	2:15.059	289.3	1:06:52.671	28	3	4:30.558	43.800	1:42.269	2:04.489	260.0	3:35:09.739
15	3	16:00.056	...	1:41.426	2:03.923	234.7	1:22:52.727	29	3	4:32.409	48.435	1:40.145	2:03.829	273.9	3:39:42.148
16	3	4:05.892	38.879	1:33.565	1:53.448	293.2	1:26:58.619	30	3	4:29.108	43.205	1:40.987	2:04.916	258.8	3:44:11.256
17	3	4:04.191	38.787	1:33.097	1:52.307	290.0	1:31:02.810	31	3	4:27.247	42.876	1:40.388	2:03.983	240.4	3:48:38.503
18	3	4:03.478	38.095	1:33.405	1:51.978	288.5	1:35:06.288	32	3	4:25.718	43.735	1:39.853	2:02.130	259.4	3:53:04.221
19	3	4:06.202	37.998	1:32.844	1:55.360	288.5	1:39:12.490	33	3	4:25.496	43.092	1:39.676	2:02.728	271.1	3:57:29.717
20	3	4:05.288	38.740	1:32.594	1:53.954	290.0	1:43:17.778	34	3	4:25.426	42.969	1:39.358	2:03.099	273.2	4:01:55.143
21	3	4:11.807	39.417	1:35.373	1:57.017	238.8	1:47:29.585								
22	3	4:12.433	41.329	1:37.718	1:53.386	228.2	1:51:42.018								
23	3	4:12.139	41.702	1:35.215	1:55.222	265.1	1:55:54.157								
24	3	4:54.102 B	45.725	1:43.355	2:25.022	198.5	2:00:48.259								
25	1	18:04.769	...	1:56.294	2:22.874	192.8	2:18:53.028								
26	1	4:43.557	46.650	1:43.851	2:13.056	267.1	2:23:36.585								
27	1	4:44.456	45.395	1:46.209	2:12.852	242.6	2:28:21.041								
28	1	4:39.179	45.511	1:43.386	2:10.282	272.5	2:33:00.220								
29	1	4:38.341	46.691	1:42.343	2:09.307	272.5	2:37:38.561								
30	1	4:40.183	47.396	1:43.868	2:08.919	233.7	2:42:18.744								
31	1	4:39.370	47.045	1:44.013	2:08.312	254.5	2:46:58.114								
32	1	7:35.826 B	45.654	2:50.118	4:00.054	161.5	2:54:33.940								
33	1	9:06.313	5:16.279	1:42.041	2:07.993	272.5	3:03:40.253								
34	1	4:54.804 B	45.423	1:47.297	2:22.084	283.9	3:08:35.057								
35	4	20:00.102	...	1:50.717	2:25.022	231.6	3:28:35.159								
36	4	4:52.735	47.865	1:47.091	2:17.779	217.2	3:33:27.894								
37	4	11:40.001 B	5:59.425	2:32.400	3:08.176	160.0	3:45:07.895								
1	2	7:55.142 B	2:31.393	2:47.431	2:36.318	108.3	7:55.142								
2	2	10:39.156	6:34.281	2:00.091	2:04.784	188.8	18:34.298								
3	2	4:15.874	42.475	1:36.033	1:57.366	278.1	22:50.172								
4	2	4:05.231	38.629	1:33.467	1:53.135	288.5	26:55.403								
5	2	4:05.475	38.759	1:33.408	1:53.308	286.2	31:00.878								
6	2	4:03.367	38.023	1:32.905	1:52.439	290.0	35:04.245								
7	2	4:38.042 B	39.219	1:40.928	2:17.895	286.9	39:42.287								
8	2	19:22.397	...	1:36.587	1:53.232	237.8	59:04.684								
9	2	4:04.273	37.981	1:33.157	1:53.135	287.7	1:03:08.957								
10	2	5:04.800 B	37.736	1:34.914	2:52.150	286.9	1:08:13.757								
11	2	1:05:57.632 B	...	2:49.029	4:10.954	163.2	2:54:29.987								
12	1	30:16.569	...	1:52.720	2:15.501	208.8	3:24:46.556								
13	1	4:49.069	46.791	1:48.574	2:13.704	205.3	3:29:35.625								
14	1	4:39.766	44.915	1:45.073	2:09.778	250.4	3:34:15.391								
15	1	4:40.450	47.483	1:44.523	2:08.444	245.3	3:38:55.841								
16	1	4:39.661	45.011	1:44.099	2:10.551	256.4	3:43:35.502								
17	1	4:37.321	45.795	1:43.677	2:07.849	251.0	3:48:12.823								
18	1	4:37.554	44.866	1:43.750	2:08.938	255.1	3:52:50.377								
19	1	4:36.062	45.007	1:44.654	2:06.401	242.0	3:57:26.439								



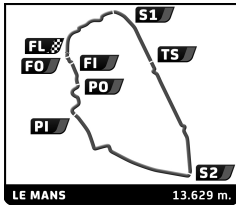
FIA WEC Official Test 24 Hours of Le Mans Test Practice 1

Sector Analysis



Personal Best Session Best B Crossing the finish line in pit lane

Lap	D	Time	Sector 1	Sector 2	Sector 3	T. Spd	Elapsed	Lap	D	Time	Sector 1	Sector 2	Sector 3	T. Spd	Elapsed
31	1	4:34.693	44.812	1:43.175	2:06.706	234.7	4:02:01.132								
82								86							
AF Corse Ferrari 458 Italia 1. Yannick MALLEGOL 3. Howard BLANK 2. Jean-Marc BACHELIER 4. Eric MOUEZ LMGTE Am								Gulf Racing UK Porsche 911 RSR 1. Michael WAINWRIGHT 3. Philip KEEN 2. Adam CARROLL LMGTE Am							
1	1	17:21.044 B	...	1:50.033	2:23.793	188.8	17:21.044	1	2	6:06.790 B	2:00.959	1:49.138	2:16.693	156.3	6:06.790
2	1	6:45.789 B	2:44.381	1:42.663	2:18.745	225.8	24:06.833	2	2	7:39.801	4:01.165	1:39.100	1:59.536	278.1	13:46.591
3	4	8:11.711	3:49.570	1:57.976	2:24.165	204.1	32:18.544	3	2	4:10.117	39.145	1:35.358	1:55.614	284.7	17:56.708
4	4	4:45.019	45.539	1:44.852	2:14.628	242.0	37:03.563	4	2	4:13.434 B	38.559	1:34.258	2:00.622	287.7	22:10.142
5	4	4:35.298	44.645	1:41.374	2:09.279	244.8	41:38.861	5	1	7:38.679	3:53.731	1:40.844	2:04.104	261.3	29:48.821
6	4	4:24.890	42.192	1:40.311	2:02.387	245.3	46:03.751	6	1	4:25.012	42.069	1:40.270	2:02.673	239.3	34:13.833
7	4	4:39.942	41.418	1:49.619	2:08.905	250.4	50:43.693	7	1	4:18.769	40.855	1:37.670	2:00.244	269.8	38:32.602
8	4	4:52.552 B	42.351	1:40.239	2:29.962	253.9	55:36.245	8	1	4:14.876	40.373	1:36.317	1:58.186	286.9	42:47.478
9	3	8:25.071	4:25.420	1:44.886	2:14.765	233.1	1:04:01.316	9	1	4:13.649	39.874	1:35.928	1:57.847	278.1	47:01.127
10	3	5:10.266 B	46.258	2:01.182	2:22.826	194.9	1:09:11.582	10	1	4:13.335	39.856	1:36.008	1:57.471	278.1	51:14.462
11	3	8:59.611	5:05.762	1:45.346	2:08.503	237.8	1:18:11.193	11	1	4:12.718	40.690	1:35.296	1:56.732	280.3	55:27.180
12	3	4:28.099	42.687	1:40.305	2:05.107	266.5	1:22:39.292	12	1	4:19.954 B	39.842	1:35.841	2:04.271	286.2	59:47.134
13	3	4:27.126	41.909	1:40.695	2:04.522	214.6	1:27:06.418	13	3	18:13.401	...	1:42.050	2:07.830	222.1	1:18:00.535
14	3	4:22.277	41.370	1:38.077	2:02.830	278.8	1:31:28.695	14	3	4:19.208	41.418	1:37.407	2:00.383	275.3	1:22:19.743
15	3	4:20.327	41.001	1:39.330	1:59.996	232.1	1:35:49.022	15	3	4:18.091	41.697	1:39.296	1:57.098	274.6	1:26:37.834
16	3	4:35.443 B	41.240	1:38.631	2:15.572	219.0	1:40:24.465	16	3	4:09.982	39.064	1:34.883	1:56.035	287.7	1:30:47.816
17	2	6:44.253	2:57.891	1:42.246	2:04.116	238.3	1:47:08.718	17	3	4:08.536	39.292	1:34.755	1:54.489	289.3	1:34:56.352
18	2	4:21.550	42.131	1:39.110	2:00.309	271.1	1:51:30.268	18	3	4:15.776	38.743	1:34.495	2:02.538	286.2	1:39:12.128
19	2	4:26.325	43.179	1:39.652	2:03.494	252.2	1:55:56.593	19	3	4:12.987	40.083	1:34.920	1:57.984	287.7	1:43:25.115
20	2	5:32.862 B	48.928	1:56.513	2:47.421	181.2	2:01:29.455	20	3	4:23.760	41.743	1:40.535	2:01.482	186.2	1:47:48.875
								21	3	4:27.721	43.722	1:44.764	1:59.235	185.2	1:52:16.596
								22	3	4:45.047 B	44.762	1:40.234	2:20.051	219.0	1:57:01.643
								23	2	23:06.717	...	1:45.322	2:08.390	190.8	2:20:08.360
								24	2	4:34.634	46.295	1:41.613	2:06.726	265.8	2:24:42.994
								25	2	4:36.837	46.290	1:43.614	2:06.933	229.2	2:29:19.831
								26	2	4:55.865	57.696	1:53.598	2:04.571	259.4	2:34:15.696
								27	2	4:28.165	43.052	1:40.891	2:04.222	257.6	2:38:43.861
								28	2	4:33.891 B	43.336	1:40.177	2:10.378	279.5	2:43:17.752
								29	2	33:59.065	...	1:41.972	2:05.184	250.4	3:17:16.817
								30	2	4:34.957 B	43.931	1:40.556	2:10.470	247.0	3:21:51.774
								31	2	9:08.208	5:21.258	1:42.835	2:04.115	216.8	3:30:59.982
								32	2	4:33.243 B	42.932	1:40.022	2:10.289	268.4	3:35:33.225
								33	1	9:02.097	4:57.962	1:46.598	2:17.537	235.2	3:44:35.322
								34	1	4:46.089	47.424	1:45.027	2:13.638	252.2	3:49:21.411
								35	1	4:41.425	45.504	1:45.064	2:10.857	245.9	3:54:02.836
								36	1	4:42.220	44.974	1:43.726	2:13.520	253.9	3:58:45.056
								37	1	4:40.408	47.836	1:43.276	2:09.296	260.0	4:03:25.464
								88							
								Abu Dhabi-Proton Racing Porsche 911 RSR 1. Christian RIED 3. Klaus BACHLER 2. Khaled AL QUBAISI LMGTE Am							
								1	3	7:24.621	2:22.397	2:27.388	2:34.836	99.1	7:24.621
								2	3	4:52.732	45.034	1:55.046	2:12.652	225.8	12:17.353
								3	3	4:37.253	44.331	1:43.777	2:09.145	244.2	16:54.606
								4	3	4:34.800	45.324	1:42.385	2:07.091	244.2	21:29.406
								5	3	4:40.206 B	43.053	1:42.070	2:15.083	210.9	26:09.612
								6	3	16:48.402	...	1:38.155	1:56.393	248.1	42:58.014
								7	3	4:07.246	38.785	1:34.421	1:54.040	281.0	47:05.260
								8	3	4:07.699	38.383	1:33.845	1:55.471	284.7	51:12.959
								9	3	4:03.888	37.844	1:33.313	1:52.731	284.7	55:16.847
								10	3	4:13.440 B	38.189	1:34.094	2:01.157	284.7	59:30.287
								11	2	19:47.870	...	1:38.462	2:00.595	279.5	1:19:18.157
								12	2	4:13.701	39.895	1:37.068	1:56.738	263.2	1:23:31.858
								13	2	4:10.023	39.203	1:35.440	1:55.380	283.9	1:27:41.881
								14	2	4:07.378	37.958	1:34.562	1:54.858	284.7	1:31:49.259

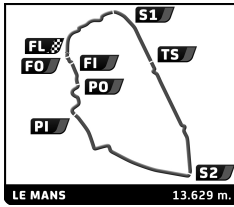


FIA WEC Official Test 24 Hours of Le Mans Test Practice 1

Sector Analysis



Personal Best							Session Best							B Crossing the finish line in pit lane																		
Lap	D	Time	Sector 1	Sector 2	Sector 3	T. Spd	Elapsed	Lap	D	Time	Sector 1	Sector 2	Sector 3	T. Spd	Elapsed	Lap	D	Time	Sector 1	Sector 2	Sector 3	T. Spd	Elapsed									
15	2	4:09.352	39.221	1:34.847	1:55.284	283.9	1:35:58.611	5	2	4:11.344B	38.603	1:33.737	1:59.004	286.2	23:06.805	6	2	15:12.626	...	1:36.119	1:55.063	287.7	38:19.431									
16	2	4:08.862	39.278	1:33.947	1:55.637	283.9	1:40:07.473	7	2	4:01.609	37.487	1:33.559	1:50.563	288.5	42:21.040	8	2	4:01.064	38.089	1:32.203	1:50.772	290.0	46:22.104									
17	2	4:15.723	41.107	1:35.412	1:59.204	283.9	1:44:23.196	9	2	4:05.294	39.475	1:33.616	1:52.203	290.0	50:27.398	10	2	4:00.907	37.996	1:32.236	1:50.675	286.9	54:28.305									
18	2	4:24.663B	40.480	1:38.232	2:05.951	252.8	1:48:47.859	11	2	3:59.043	37.776	1:31.731	1:49.536	286.9	58:27.348	12	2	4:12.103B	40.176	1:34.128	1:57.799	283.2	1:02:39.451									
19	1	58:51.988	...	1:48.422	2:16.460	213.8	2:47:39.847	13	2	17:26.177	...	1:34.279	1:51.838	286.2	1:20:05.628	14	2	4:03.566	37.251	1:31.353	1:54.962	289.3	1:24:09.194									
20	1	7:16.280B	50.422	3:13.267	3:12.591	87.8	2:54:56.127	15	2	4:00.211	37.373	1:32.746	1:50.092	290.8	1:28:09.405	16	2	3:59.246	37.288	1:31.725	1:50.233	287.7	1:32:08.651									
21	1	11:12.590	7:16.931	1:45.380	2:10.279	224.4	3:06:08.717	17	2	4:06.817B	38.124	1:31.972	1:56.721	288.5	1:36:15.468	18	4	8:59.220B	5:01.226	1:41.696	2:16.298	239.9	1:45:14.688									
22	1	4:33.711	45.254	1:42.117	2:06.340	238.8	3:10:42.428	19	4	39:02.472	...	1:44.045	2:07.654	255.7	2:24:17.160	20	4	4:31.873	44.199	1:42.260	2:05.414	242.0	2:28:49.033									
23	1	4:33.255	45.759	1:41.017	2:06.479	256.4	3:15:15.683	21	4	4:59.685B	57.495	1:51.898	2:10.292	264.5	2:33:48.718	22	4	7:45.078	4:00.673	1:39.778	2:04.627	271.8	2:41:33.796									
24	1	4:30.734	43.921	1:40.764	2:06.049	273.2	3:19:46.417	23	4	4:50.048B	42.849	1:39.506	2:27.693	281.0	2:46:23.844	24	4	17:23.781	...	1:40.945	2:04.812	236.2	3:03:47.625									
25	1	4:34.289	51.394	1:40.125	2:02.770	268.4	3:24:20.706	25	4	4:41.181	54.339	1:40.813	2:06.029	254.5	3:08:28.806	26	4	4:32.183B	42.825	1:39.609	2:09.749	281.7	3:13:00.989									
26	1	4:32.163	43.443	1:45.228	2:03.492	217.2	3:28:52.869	27	4	5:22.643B	1:32.184	1:40.587	2:09.872	272.5	3:18:23.632	28	3	8:23.075	4:28.355	1:46.131	2:08.589	213.0	3:26:46.707									
27	1	4:26.120	43.723	1:39.302	2:03.095	279.5	3:33:18.989	29	3	4:29.773	43.735	1:41.552	2:04.486	236.2	3:31:16.480	30	3	4:27.446	42.940	1:39.667	2:04.839	276.7	3:35:43.926									
28	1	4:34.503B	43.886	1:39.852	2:10.765	267.1	3:37:53.492	31	3	4:27.446	42.940	1:39.667	2:04.839	276.7	3:35:43.926	32	3	4:28.090	43.732	1:40.361	2:03.997	280.3	3:40:12.016									
29	2	8:37.819	4:48.412	1:41.083	2:08.324	252.2	3:46:31.311	33	3	4:35.039B	43.389	1:39.847	2:11.803	270.4	3:44:47.055	34	3	4:24.154	42.447	1:39.381	2:02.326	276.0	3:56:07.132									
30	2	4:30.830	44.719	1:40.700	2:05.411	254.5	3:51:02.141	35	3	4:27.386	42.285	1:42.782	2:02.319	232.1	4:00:34.518	1	2	40:29.584	...	1:53.145	2:05.880	166.7	40:29.584									
31	2	4:31.366	44.090	1:41.082	2:06.194	252.2	3:55:33.507	2	2	4:36.267B	40.532	1:42.012	2:13.723	255.7	45:05.851	3	2	35:27.259	...	1:45.930	1:59.056	240.4	1:20:33.110									
32	2	4:30.318	44.367	1:40.738	2:05.213	255.7	4:00:03.825	4	2	4:24.572B	39.068	1:38.715	2:06.789	268.4	1:24:57.682	5	1	15:24.046	...	1:37.487	2:02.806	275.3	1:40:21.728									
91 Porsche Team Manthey							Porsche 911 RSR							Aston Martin Racing							Aston Martin Vantage V8											
1. Richard LIETZ							3. Jörg BERGMEISTER							1. Marco SØRENSEN							3. Nicki THIM											
2. Michael CHRISTENSEN							4. Sven MÜLLER							2. Christoffer NYGAARD							LMGTE Pro											
1	2	8:08.420B	4:08.014	1:47.453	2:12.953	204.9	8:08.420	1	2	4:22.412B	39.618	1:38.320	2:04.474	277.4	1:49:01.056	6	1	4:16.916	39.832	1:36.705	2:00.379	278.8	1:44:38.644									
2	2	8:15.872	4:41.831	1:37.275	1:56.766	269.1	16:24.292	7	1	4:22.412B	39.618	1:38.320	2:04.474	277.4	1:49:01.056	8	1	1:17:16.162	...	1:42.553	2:06.912	260.7	3:06:17.218									
3	2	4:15.010B	39.502	1:34.804	2:00.704	284.7	20:39.302	9	1	4:33.927	47.313	1:40.786	2:05.828	274.6	3:10:51.145	10	1	4:27.004	43.003	1:40.181	2:03.820	274.6	3:15:18.149									
4	2	9:36.463	6:05.513	1:35.702	1:55.248	261.3	30:15.765	11	1	4:27.787	43.071	1:40.486	2:04.230	276.7	3:19:45.936	12	1	4:33.541	50.504	1:40.286	2:02.751	273.9	3:24:19.477									
5	2	4:05.256	38.019	1:33.901	1:53.336	283.9	34:21.021	13	1	4:31.234	42.843	1:45.342	2:03.049	245.3	3:28:50.711	14	1	4:31.630B	42.741	1:40.360	2:08.529	277.4	3:33:22.341									
6	2	4:06.325	37.798	1:33.910	1:54.617	285.4	38:27.346	15	2	8:00.604	4:13.280	1:42.178	2:05.146	244.2	3:41:22.945	16	2	4:28.690	43.867	1:40.406	2:04.417	270.4	3:45:51.635									
7	2	4:08.890B	37.874	1:32.903	1:58.113	287.7	42:36.236	17	2	4:43.746B	45.819	1:42.630	2:15.297	242.0	3:50:35.381	18	2	6:20.291	2:37.530	1:40.589	2:02.172	261.3	3:56:55.672									
8	2	10:04.753	6:31.147	1:40.457	1:53.149	282.5	52:40.989	19	2	4:32.772B	42.869	1:39.989	2:09.914	260.0	4:01:28.444	1	3	13:08.746	9:11.516	1:46.814	2:10.416	214.6	13:08.746									
9	2	4:03.040	38.000	1:33.156	1:51.884	267.8	56:44.029																									
10	2	4:03.388	37.790	1:34.103	1:51.495	283.2	1:00:47.417																									
11	2	4:03.780	37.620	1:33.515	1:52.645	283.2	1:04:51.197																									
12	2	4:33.216B	43.192	1:39.129	2:10.895	217.2	1:09:24.413																									
13	2	16:01.637	...	1:34.842	1:52.730	283.2	1:25:26.050																									
14	2	4:02.045	37.814	1:32.991	1:51.240	285.4	1:29:28.095																									
15	2	4:00.930	37.569	1:32.612	1:50.749	285.4	1:33:29.025																									
16	2	4:02.102	37.566	1:32.653	1:51.883	283.9	1:37:31.127																									
17	2	4:15.847B	37.668	1:33.791	2:04.388	285.4	1:41:46.974																									
18	1	1:02:49.799	...	1:48.191	2:10.580	174.8	2:44:36.773																									
19	1	4:47.831B	43.827	1:40.337	2:23.667	241.5	2:49:24.604																									
20	1	15:09.178	...	1:43.575	2:07.021	217.7	3:04:33.782																									
21	1	4:28.993	43.743	1:42.609	2:02.641	253.3	3:09:02.775																									
22	1	4:24.979	43.021	1:40.198	2:01.760	254.5	3:13:27.754																									
23	1	4:22.619	42.184	1:39.846	2:00.589	266.5	3:17:50.373																									
24	1	4:38.800B	43.585	1:43.089	2:12.126	230.2	3:22:29.173																									
25	3	20:30.074	...	1:42.357	2:05.136	217.2	3:42:59.247																									
26	3	4:24.463	42.263	1:40.044	2:02.156	234.7	3:47:23.710																									
27	3	4:23.328	42.045	1:39.771	2:01.512	237.8	3:51:47.038																									
28	3	4:21.360	41.791	1:39.194	2:00.375	258.2	3:56:08.398																									
29	3	4:36.103B	42.225	1:43.929	2:09.949	220.8	4:00:44.501																									
92 Porsche Team Manthey							Porsche 911 RSR							Aston Martin Racing							Aston Martin Vantage V8											
1. Patrick PILET							3. Wolf HENZLER							1. Roald GOETHE							3. Francesco CASTELLACCI											
2. Frédéric MAKOWIECKI							4. Sven MÜLLER							2. Stuart HALL							LMGTE Am											
1	2	6:35.754	2:54.449	1:42.107	1:59.198	209.2	6:35.754																									
2	2	4:11.865	38.607	1:34.962	1:58.296	283.2	10:47.619																									
3	2	4:03.671	38.198	1:33.274	1:52.199	284.7	14:51.290																									
4	2	4:04.171	37.847	1:32.962	1:53.362	284.7	18:55.461																									



FIA WEC Official Test 24 Hours of Le Mans Test Practice 1

Sector Analysis

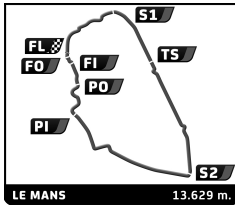


■ Personal Best ■ Session Best ■ Crossing the finish line in pit lane

Lap	D	Time	Sector 1	Sector 2	Sector 3	T. Spd	Elapsed	Lap	D	Time	Sector 1	Sector 2	Sector 3	T. Spd	Elapsed
2	3	4:40.894	45.338	1:48.820	2:06.736	170.9	17:49.640	22	3	9:05.765	5:21.877	1:40.864	2:03.024	236.2	3:46:02.177
3	3	4:23.867	41.985	1:39.796	2:02.086	273.9	22:13.507	23	3	4:27.323	42.916	1:41.078	2:03.329	275.3	3:50:29.500
4	3	4:19.509	41.472	1:38.873	1:59.164	281.7	26:33.016	24	3	4:25.057	42.126	1:40.211	2:02.720	276.0	3:54:54.557
5	3	4:17.483	40.909	1:37.579	1:58.995	277.4	30:50.499	25	3	4:23.672	42.399	1:39.334	2:01.939	277.4	3:59:18.229
6	3	4:13.267	40.392	1:35.967	1:56.908	279.5	35:03.766	26	3	4:22.477	41.902	1:38.908	2:01.667	278.1	4:03:40.706
7	3	4:19.581	40.423	1:39.572	1:59.586	281.7	39:23.347								
8	3	4:12.830	40.441	1:35.876	1:56.513	260.0	43:36.177								
9	3	4:10.083	39.370	1:35.392	1:55.321	281.0	47:46.260								
10	3	4:20.515 B	40.279	1:36.792	2:03.444	281.7	52:06.775								
11	1	27:35.975	...	1:41.780	2:05.875	224.0	1:19:42.750								
12	1	4:29.071	42.531	1:40.065	2:06.475	240.9	1:24:11.821								
13	1	4:27.370	42.837	1:39.681	2:04.852	267.8	1:28:39.191								
14	1	4:21.914	42.045	1:38.343	2:01.526	269.8	1:33:01.105								
15	1	4:19.609	42.091	1:37.333	2:00.185	269.8	1:37:20.714								
16	1	4:25.778	43.309	1:37.170	2:05.299	278.1	1:41:46.492								
17	1	4:56.326 B	42.628	1:45.421	2:28.277	240.4	1:46:42.818								
18	2	34:36.914	...	1:45.410	2:09.246	227.3	2:21:19.732								
19	2	4:38.912	44.568	1:42.008	2:12.336	249.8	2:25:58.644								
20	2	4:49.380 B	47.756	1:44.705	2:16.919	241.5	2:30:48.024								
21	2	17:03.170 B	...	1:41.792	2:14.564	255.7	2:47:51.194								
22	2	15:19.372	...	1:42.046	2:06.497	260.7	3:03:10.566								
23	2	4:30.867	43.473	1:41.703	2:05.691	269.1	3:07:41.433								
24	2	4:28.983	43.546	1:41.191	2:04.246	269.8	3:12:10.416								
25	2	4:33.811	43.971	1:40.752	2:09.088	275.3	3:16:44.227								
26	2	4:27.791	43.318	1:41.235	2:03.238	225.8	3:21:12.018								
27	2	4:40.436 B	50.154	1:40.564	2:09.718	267.1	3:25:52.454								
28	1	7:37.996	3:34.367	1:48.972	2:14.657	215.1	3:33:30.450								
29	1	4:46.941	47.918	1:45.502	2:13.521	230.2	3:38:17.391								
30	1	4:45.446	46.860	1:45.071	2:13.515	223.1	3:43:02.837								
31	1	4:45.877	46.669	1:46.144	2:13.064	230.7	3:47:48.714								
32	1	4:43.242	46.232	1:45.134	2:11.876	235.2	3:52:31.956								
33	1	4:44.302	49.079	1:43.610	2:11.613	262.6	3:57:16.258								
34	1	4:38.263	45.671	1:43.060	2:09.532	259.4	4:01:54.521								

97		Aston Martin Racing		Aston Martin Vantage V8			
		1. Darren TURNER		3. Robert BELL			
		2. Stefan MÜCKE		LMGTE Pro			
1	3	33:22.517	...	1:49.021	2:05.322	190.1	33:22.517
2	3	4:17.120	40.946	1:39.692	1:56.482	243.6	37:39.637
3	3	4:06.792	39.231	1:35.352	1:52.209	279.5	41:46.429
4	3	4:06.311	39.342	1:34.490	1:52.479	281.0	45:52.740
5	3	4:03.985	38.249	1:33.836	1:51.900	279.5	49:56.725
6	3	4:12.148 B	37.877	1:33.659	2:00.612	280.3	54:08.873
7	1	12:21.086 B	7:53.215	1:52.832	2:35.039	184.6	1:06:29.959
8	1	12:01.783	8:26.583	1:38.263	1:56.937	232.6	1:18:31.742
9	1	4:09.416	39.293	1:38.051	1:52.072	255.1	1:22:41.158
10	1	4:02.707	37.937	1:33.825	1:50.945	278.1	1:26:43.865
11	1	4:14.602 B	38.761	1:36.647	1:59.194	278.1	1:30:58.467
12	2	16:02.882	...	1:39.290	2:00.025	233.1	1:47:01.349
13	2	4:19.189 B	40.235	1:36.696	2:02.258	276.0	1:51:20.538
14	2	53:42.721	...	1:42.012	2:04.989	235.2	2:45:03.259
15	2	4:56.307 B	42.311	1:40.201	2:33.795	272.5	2:49:59.566
16	2	19:31.608	...	1:40.585	2:01.831	266.5	3:09:31.174
17	2	4:23.649	42.072	1:39.912	2:01.665	276.7	3:13:54.823
18	2	4:29.754 B	41.800	1:39.178	2:08.776	278.1	3:18:24.577
19	2	9:31.045	5:49.111	1:39.971	2:01.963	271.1	3:27:55.622
20	2	4:24.378	42.314	1:39.712	2:02.352	276.7	3:32:20.000
21	2	4:36.412 B	42.477	1:41.714	2:12.221	265.1	3:36:56.412

99		Aston Martin Racing V8		Aston Martin Vantage V8			
		1. Fernando REES		3. Richie STANAWAY			
		2. Alex MACDOWALL		LMGTE Pro			
1	1	34:39.730	...	2:01.995	2:17.388	203.7	34:39.730
2	1	4:37.655 B	41.672	1:45.694	2:10.289	212.1	39:17.385
3	1	11:32.479	7:45.119	1:44.684	2:02.676	225.4	50:49.864
4	1	4:20.995	40.074	1:39.367	2:01.554	239.9	55:10.859
5	1	4:23.265 B	38.691	1:37.965	2:06.609	245.9	59:34.124
6	2	20:19.979	...	1:36.357	1:58.347	263.2	1:19:54.103
7	2	4:12.946	39.903	1:34.742	1:58.301	284.7	1:24:07.049
8	2	4:05.016	38.185	1:33.753	1:53.078	283.2	1:28:12.065
9	2	4:03.273	38.022	1:32.816	1:52.435	283.2	1:32:15.338
10	2	4:11.745 B	38.444	1:32.869	2:00.432	284.7	1:36:27.083
11	3	9:19.580	5:30.353	1:40.426	2:08.801	267.8	1:45:46.663
12	3	4:13.469	39.314	1:37.062	1:57.093	276.7	1:50:00.132
13	3	4:22.080 B	39.888	1:36.251	2:05.941	265.1	1:54:22.212
14	3	44:48.095	...	1:41.406	2:05.343	261.9	2:39:10.307
15	3	4:25.884	42.473	1:40.024	2:03.387	273.9	2:43:36.191
16	3	4:41.810 B	42.546	1:40.243	2:19.021	253.3	2:48:18.001
17	2	39:20.406	...	1:44.630	2:04.419	221.2	3:27:38.407
18	2	4:26.605	43.103	1:40.193	2:03.309	264.5	3:32:05.012
19	2	4:31.707 B	43.336	1:39.970	2:08.401	273.9	3:36:36.719
20	1	7:27.341	3:32.066	1:43.269	2:12.006	228.7	3:44:04.060
21	1	4:30.956	43.312	1:41.317	2:06.327	264.5	3:48:35.016

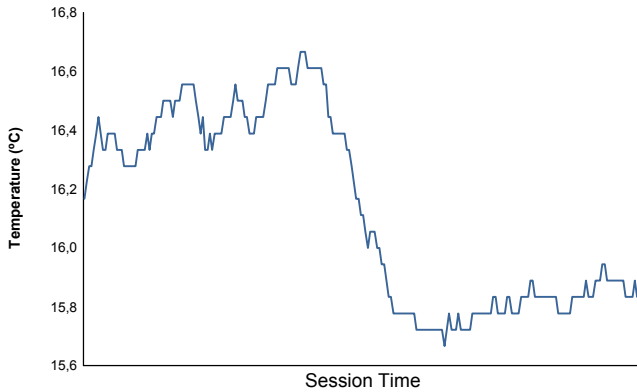


Computerised results and timing service

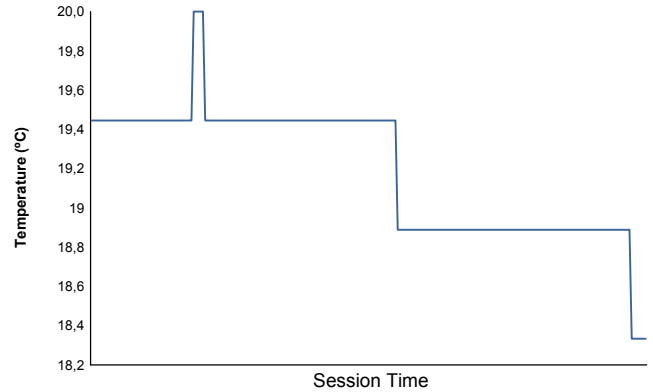
Official Test 24 Hours of Le Mans FIA WEC Test Practice 1 Weather Report



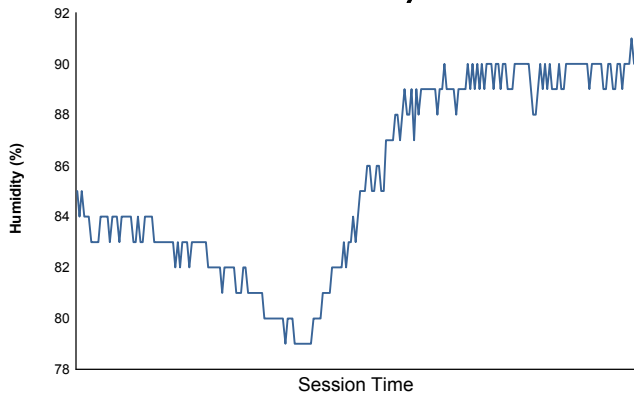
Air Temperature



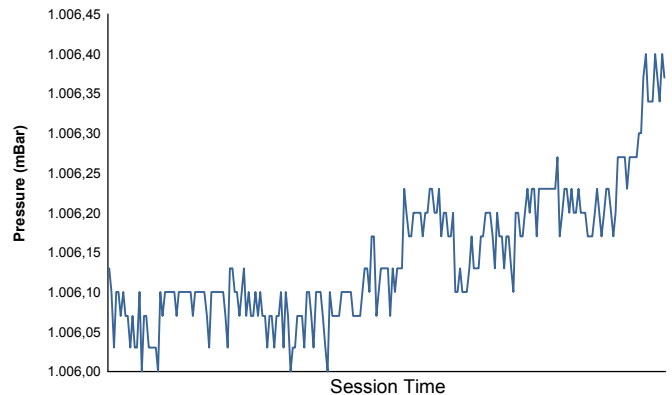
Track Temperature



Humidity



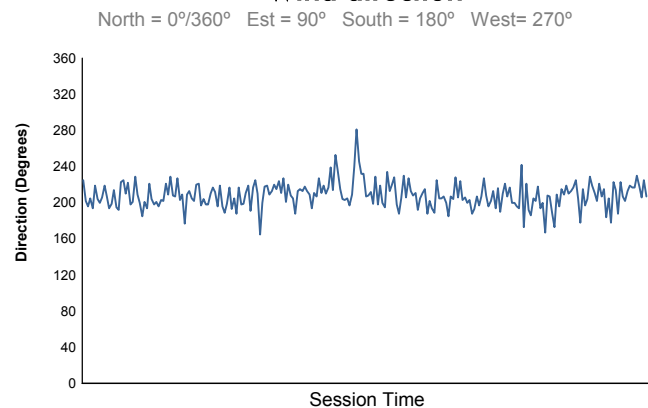
Pressure



Wind Speed



Wind direction



Track Status:

WET